



US00D822589S

(12) **United States Design Patent**  
**Flynn**

(10) **Patent No.:** **US D822,589 S**

(45) **Date of Patent:** **\*\* Jul. 10, 2018**

(54) **RETREAD BAND**

(71) Applicant: **Compagnie Generale des Etablissements Michelin, Clermont-Ferrand (FR)**

(72) Inventor: **Robert Flynn, Simpsonville, SC (US)**

(73) Assignee: **Compagnie Generale Des Etablissement Michelin, Clermont-Ferrand (FR)**

(\*\*) Term: **15 Years**

(21) Appl. No.: **29/595,298**

(22) Filed: **Feb. 27, 2017**

(51) **LOC (11) Cl.** ..... **12-15**

(52) **U.S. Cl.**  
USPC ..... **D12/604; D12/600**

(58) **Field of Classification Search**  
USPC ..... D12/579, 594, 595, 600, 601, 604  
CPC ..... B60C 11/0306; B60C 11/11; B60C 2011/0311

See application file for complete search history.

(56) **References Cited**

**U.S. PATENT DOCUMENTS**

D537,032 S *	2/2007	Lebreton .....	D12/600
D628,958 S *	12/2010	Fleckner .....	D12/600
D713,782 S *	9/2014	Krier .....	D12/583
D767,475 S *	9/2016	Scheifele .....	D12/580
D778,810 S *	2/2017	Wu .....	D12/594
D779,417 S *	2/2017	De Giacco .....	D12/594
D781,224 S *	3/2017	De Giacco .....	D12/594
D784,251 S *	4/2017	Cerny .....	D12/600

D796,429 S *	9/2017	Cerny .....	D12/600
2011/0232815 A1 *	9/2011	Nakamizo .....	B60C 11/0306 152/209.18
2014/0158261 A1 *	6/2014	Takahashi .....	B60C 11/0306 152/209.8
2017/0008349 A1 *	1/2017	Tanaka .....	B60C 11/0306

**OTHER PUBLICATIONS**

Oliver Rubber Company, Oliver® Retread Tires | Find the right retread for your truck, Oliver XS-D, <http://www.oliverrubber.com/selector#/info/xs=der-ii>.

Oliver Rubber Company, Oliver® Retread Tires | Find the right retread for your truck, Oliver HMT Deep XT, <http://www.oliverrubber.com/selector#/info/hmt-dp-xt>.

\* cited by examiner

*Primary Examiner* — Robert M. Spear

(74) *Attorney, Agent, or Firm* — Neal P. Pierotti

(57) **CLAIM**

The ornamental design for a retread band, as shown and described.

**DESCRIPTION**

FIG. 1 is a perspective view of a segment of a retread band showing our new design;

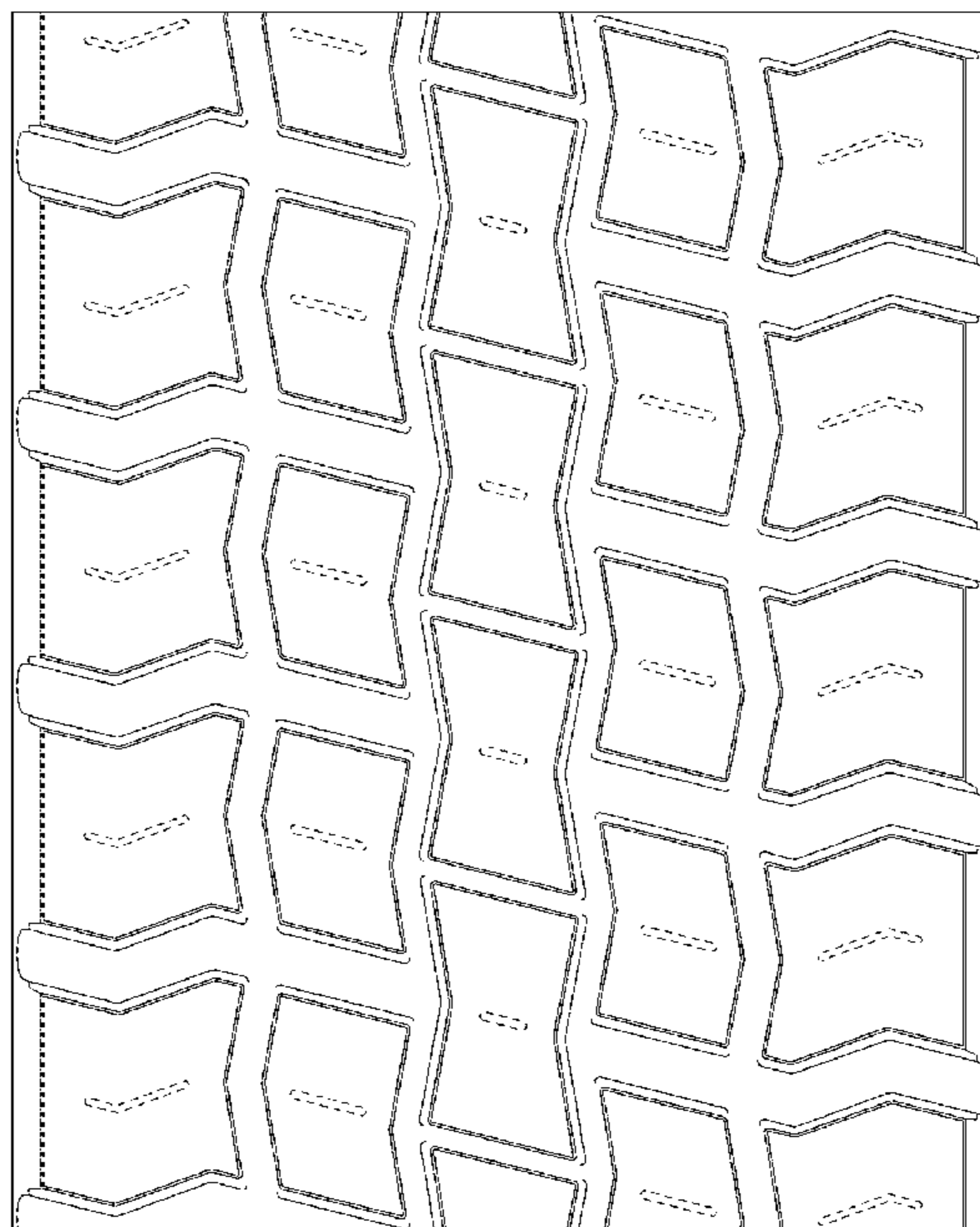
FIG. 2 is a front elevation view of a segment of the retread band of FIG. 1;


FIG. 3 is a portion taken from FIG. 2 to show the section line for FIG. 4; and,

FIG. 4 is a section view of the retread band taken along line A-A of FIG. 3.


The broken lines in the drawing depict unclaimed environment and form no part of the claim.

**1 Claim, 3 Drawing Sheets**






**FIG. 1**

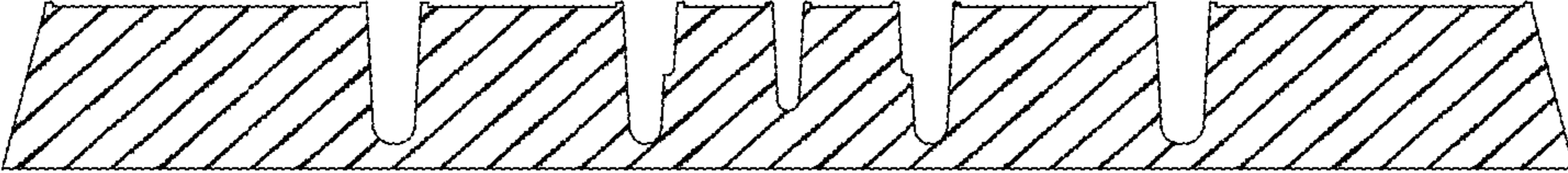


**FIG. 2**





**FIG. 3**



**FIG. 4**