



US00D822559S

(12) **United States Design Patent** (10) **Patent No.:** **US D822,559 S**  
**Boyes et al.** (45) **Date of Patent:** **\*\* Jul. 10, 2018**

(54) **STEERING WHEEL**  
(71) Applicant: **Jaguar Land Rover Limited**, Whitley, Coventry (GB)  
(72) Inventors: **Sandy Boyes**, Coventry (GB); **Andy Webber**, Coventry (GB)  
(73) Assignee: **Jaguar Land Rover Limited**, Whitley, Coventry (GB)  
(\*\*) Term: **15 Years**  
(21) Appl. No.: **29/600,693**

D706,186 S *	6/2014	Fukaya	.....	D12/176
D706,187 S *	6/2014	Tilscher	.....	D12/176
D709,006 S *	7/2014	Busse	.....	D12/176
D727,226 S *	4/2015	Mayerle	.....	D12/176
D741,759 S *	10/2015	Persson	.....	D12/176
D743,860 S *	11/2015	Nagumo	.....	D12/176
D758,933 S *	6/2016	Owaku	.....	D12/176
D760,134 S *	6/2016	Montousse	.....	D12/176
D772,124 S *	11/2016	Lee	.....	D12/176
D772,769 S *	11/2016	Hamanaga	.....	D12/176
D776,584 S *	1/2017	Meissner	.....	D12/176
D784,871 S *	4/2017	Lee	.....	D12/176
D787,390 S *	5/2017	Kanda	.....	D12/176
D789,261 S *	6/2017	Goedecke	.....	D12/176
D801,894 S *	11/2017	Kasano	.....	D12/176

\* cited by examiner

(22) Filed: **Apr. 14, 2017**  
(30) **Foreign Application Priority Data**  
Oct. 17, 2016 (EM) ..... 003421965-0009  
(51) **LOC (11) Cl.** ..... **12-16**  
(52) **U.S. Cl.**  
USPC ..... **D12/176**  
(58) **Field of Classification Search**  
USPC ..... D12/175, 176; 74/552, 558, 558.5  
CPC ..... B60R 21/203; B60R 21/05; B62D 1/04  
See application file for complete search history.

*Primary Examiner* — Melody N Brown  
(74) *Attorney, Agent, or Firm* — Wood Herron & Evans LLP

(57) **CLAIM**


The ornamental design for a steering wheel, as shown and described.

**DESCRIPTION**

FIG. 1 is a left, front perspective view of a steering wheel for vehicle according to the present invention.  
FIG. 2 is a right, front perspective view thereof.  
FIG. 3 is a left, rear perspective view thereof.  
FIG. 4 is a right, rear perspective view thereof.  
FIG. 5 is a front view thereof.  
FIG. 6 is a rear view thereof.  
FIG. 7 is a left side view thereof.  
FIG. 8 is a right side view thereof; and,  
FIG. 9 is a top view thereof.

**1 Claim, 9 Drawing Sheets**

(56) **References Cited**  
U.S. PATENT DOCUMENTS  
D635,900 S \* 4/2011 Anzi ..... D12/176  
D640,619 S \* 6/2011 Araki ..... D12/176  
D651,542 S \* 1/2012 Nagasawa ..... D12/176  
D651,543 S \* 1/2012 Ali ..... D12/176  
D653,180 S \* 1/2012 Tanaka ..... D12/176  
D692,813 S \* 11/2013 Koyama ..... D12/175  
D696,992 S \* 1/2014 Pohanka ..... D12/176








FIG. 1



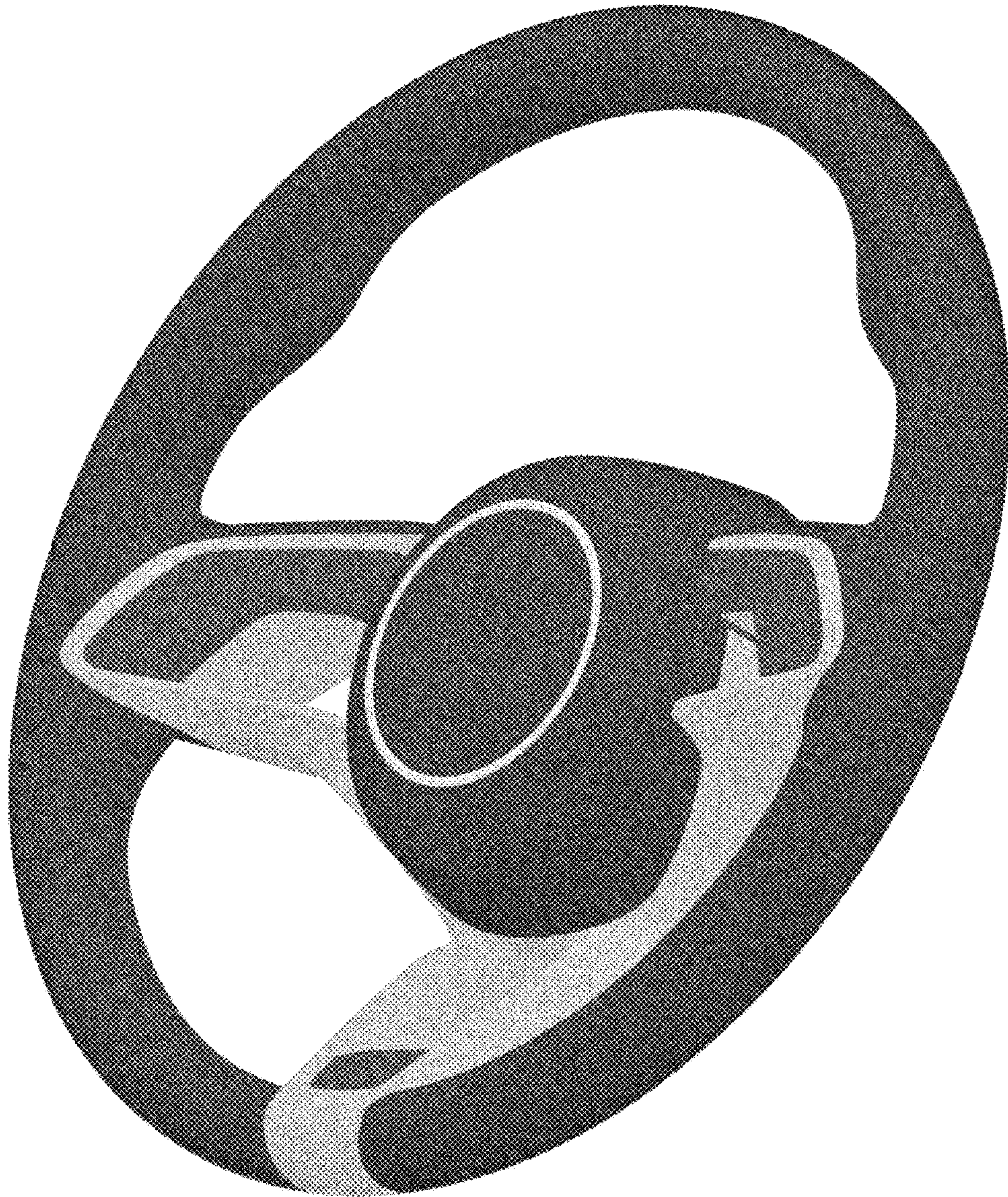


FIG. 2






FIG. 3






FIG. 4





FIG. 5






FIG. 6






FIG. 7






FIG. 8



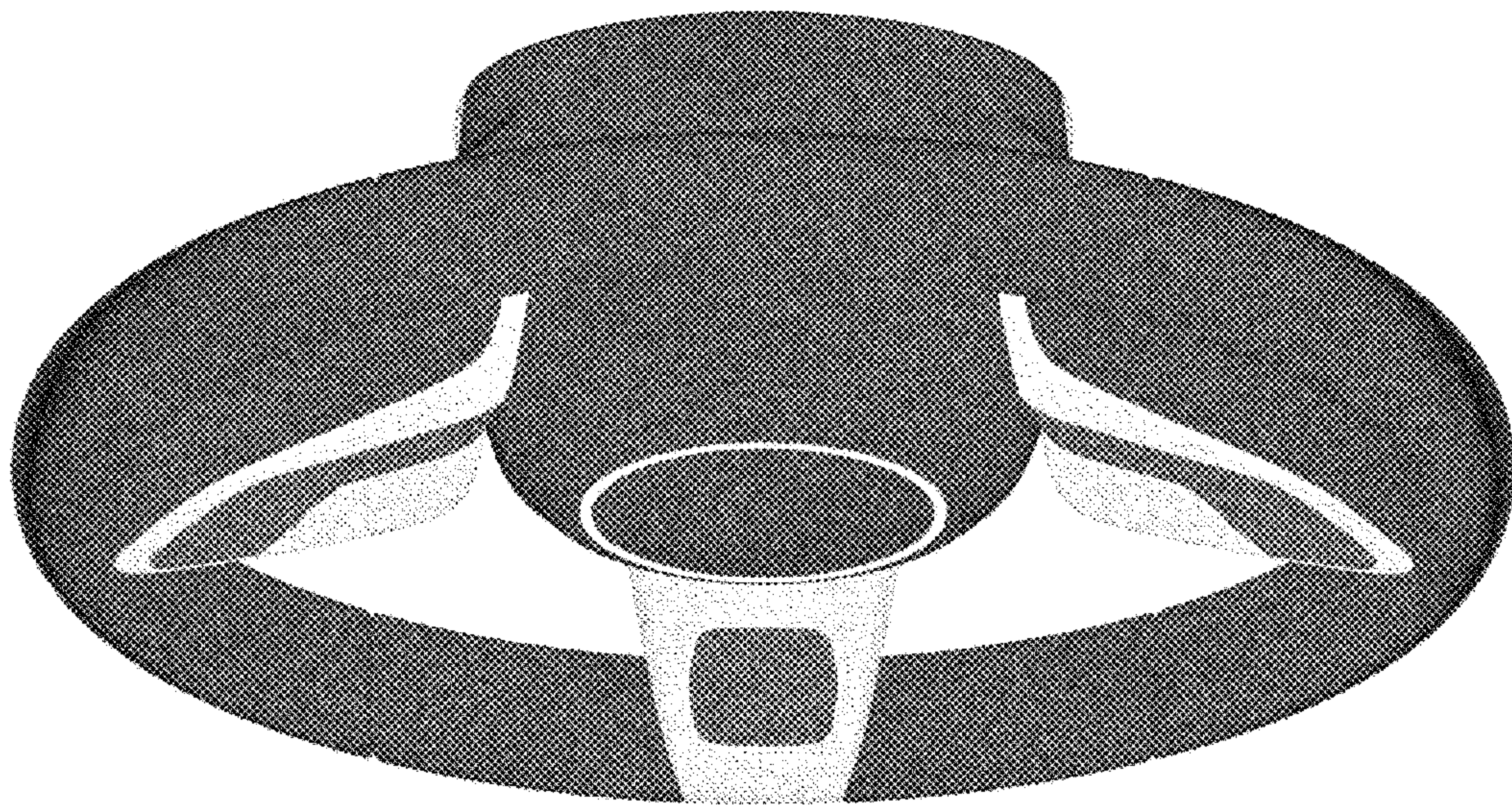


FIG. 9



UNITED STATES PATENT AND TRADEMARK OFFICE  
**CERTIFICATE OF CORRECTION**

PATENT NO. : D822,559 S  
APPLICATION NO. : 29/600693  
DATED : July 10, 2018  
INVENTOR(S) : Sandy Boyes et al.

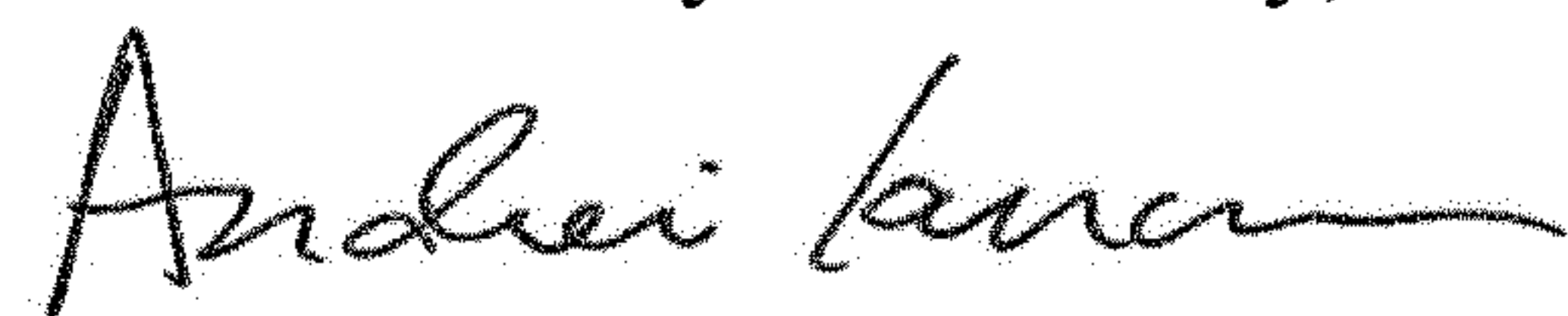
Page 1 of 1

It is certified that error appears in the above-identified patent and that said Letters Patent is hereby corrected as shown below:

On the Title Page

Column 2, item (57), under Description, reads "FIG. 1 Is a left, front perspective view of a steering wheel for vehicle according to the present invention." and should read -- FIG. 1 Is a left, front perspective view of a steering wheel for a vehicle according to the present invention. --

Signed and Sealed this  
Nineteenth Day of February, 2019



Andrei Iancu  
*Director of the United States Patent and Trademark Office*



UNITED STATES PATENT AND TRADEMARK OFFICE  
**CERTIFICATE OF CORRECTION**

PATENT NO. : D822,559 S  
APPLICATION NO. : 29/600693  
DATED : July 10, 2018  
INVENTOR(S) : Sandy Boyes et al.

Page 1 of 1

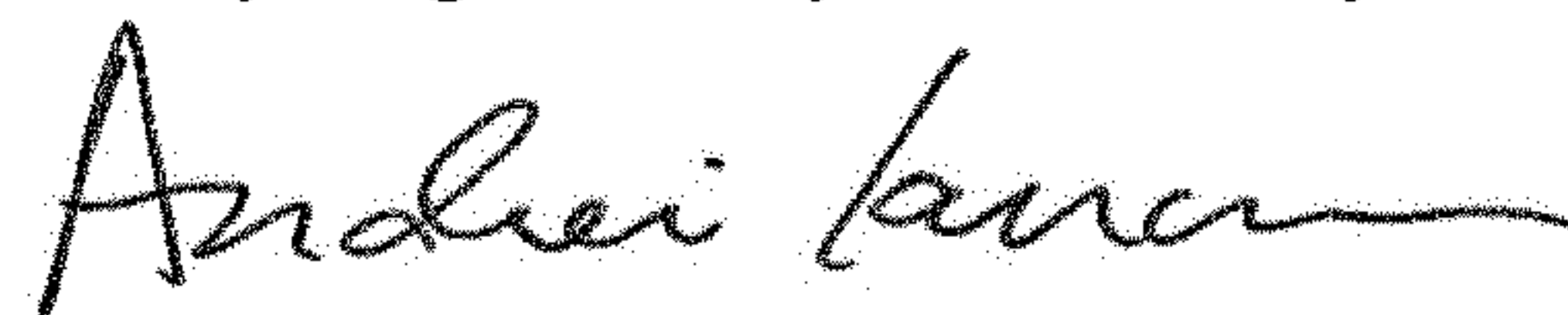
It is certified that error appears in the above-identified patent and that said Letters Patent is hereby corrected as shown below:

On the Title Page

Column 2, under Description, reads "FIG. 1 is a left, front perspective view of a steering wheel for vehicle according to the present invention." and should read -- FIG. 1 is a left, front perspective view of a steering wheel for a vehicle according to the present invention. --

This certificate supersedes the Certificate of Correction issued February 19, 2019.

Signed and Sealed this  
Twenty-eighth Day of January, 2020



Andrei Iancu  
*Director of the United States Patent and Trademark Office*