



US00D822557S

(12) **United States Design Patent**
DiCanzio

(10) **Patent No.:** **US D822,557 S**
(45) **Date of Patent:** **** Jul. 10, 2018**

(54) **AUTOMOBILE FRONT BUMPER SPOILER**

(71) Applicant: **Turn 5, Inc.**, Malvern, PA (US)

(72) Inventor: **Michael DiCanzio**, West Chester, PA (US)

(73) Assignee: **Turn 5, Inc.**, Malvern, PA (US)

(**) Term: **15 Years**

(21) Appl. No.: **29/601,995**

(22) Filed: **Apr. 27, 2017**

(51) **LOC (11) Cl.** **12-16**

(52) **U.S. Cl.**
USPC **D12/169**

(58) **Field of Classification Search**
USPC D12/86-92, 163-172
CPC B60R 19/18; B60R 19/24; B60R 19/44;
B60R 19/48; B60R 19/56; B60R
2019/527; B60R 2019/1886; B62D
25/0845

See application file for complete search history.

(56) **References Cited**

U.S. PATENT DOCUMENTS

D291,680 S *	9/1987	Everts	D12/170
D491,851 S *	6/2004	Perfetti	D12/181
D495,636 S *	9/2004	Iwata	D12/181
D542,196 S *	5/2007	Levy	D12/169
D594,391 S *	6/2009	Bhambra	D12/169
D600,606 S *	9/2009	Lamm	D12/169
D601,063 S *	9/2009	Lamm	D12/169
D603,308 S *	11/2009	Schiavone	D12/169
D603,764 S *	11/2009	Youn	D12/169
D603,765 S *	11/2009	Youn	D12/169
D607,384 S *	1/2010	Krauss	D12/181
D607,790 S *	1/2010	Golden	D12/169
7,661,753 B2 *	2/2010	Shinedling	B62D 35/005 296/180.5

D614,099 S *	4/2010	Ectors	D12/169
D614,555 S *	4/2010	Ectors	D12/169
D646,607 S *	10/2011	Verhee	D12/169
D654,840 S *	2/2012	Barnaba	D12/190
8,210,600 B1 *	7/2012	Verhee	B62D 35/005 296/180.1
D664,903 S *	8/2012	Platto	D12/169
D678,142 S *	3/2013	Behmer	D12/169
D678,143 S *	3/2013	Behmer	D12/169
D681,518 S *	5/2013	Platto	D12/169
D683,669 S *	6/2013	Giachin	D12/169
D683,672 S *	6/2013	Platto	D12/169
D699,168 S *	2/2014	Osborne	D12/169
D710,264 S *	8/2014	Watkins	D12/169
D721,623 S *	1/2015	Platto	D12/169
D739,315 S *	9/2015	Blanski	D12/169
D739,321 S *	9/2015	Blanski	D12/169
D744,915 S *	12/2015	Curic	D12/169

(Continued)

Primary Examiner — Darlington Ly

(74) *Attorney, Agent, or Firm* — Schott, P.C.

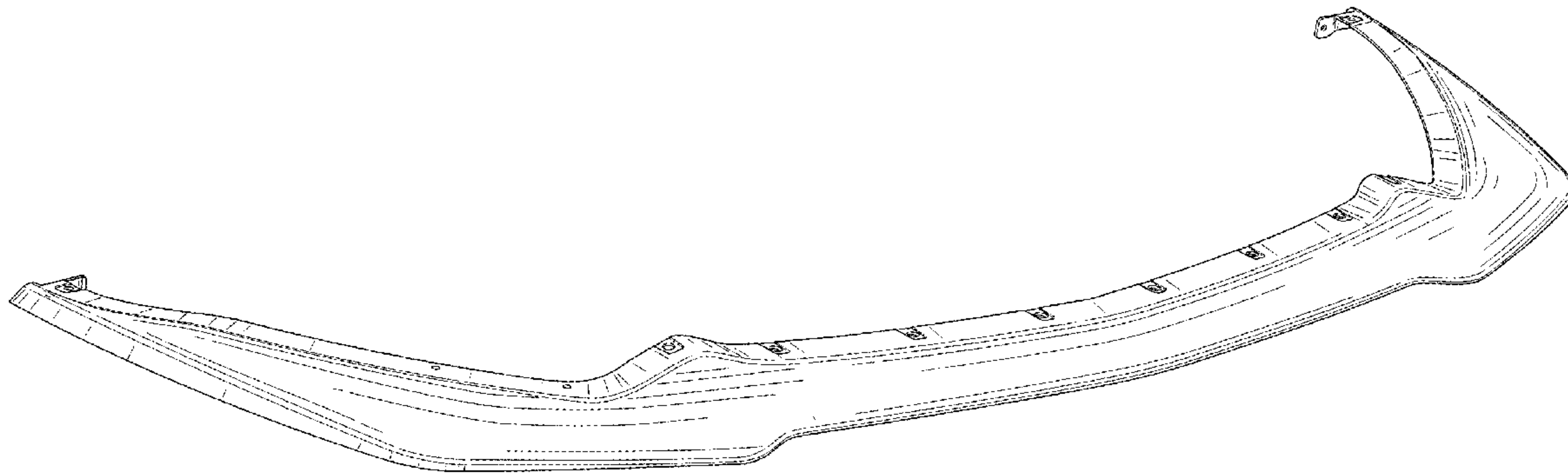
(57) **CLAIM**

The ornamental design for an automobile front bumper spoiler, as shown and described.

DESCRIPTION

FIG. 1 is a top, front, and right side perspective view of an automobile front bumper spoiler showing my new design; FIG. 2 is a top plan view thereof; FIG. 3 is a bottom plan view thereof; FIG. 4 is a front elevation view thereof; FIG. 5 is a rear elevation view thereof; FIG. 6 is a right side elevation view thereof; FIG. 7 is a left side elevation view thereof; and, FIG. 8 is a top, front, and right side perspective view installed in an exemplary automobile. The broken line showing of an automobile is provided for the purpose of illustrating environmental structure and forms no part of the claimed design.

1 Claim, 6 Drawing Sheets



(56)

References Cited

U.S. PATENT DOCUMENTS

D744,916	S	*	12/2015	Curic	D12/169
D744,922	S	*	12/2015	Jamieson	D12/196
D749,470	S	*	2/2016	Behmer	D12/169
D753,562	S	*	4/2016	Wolff	D12/169
D762,147	S	*	7/2016	Messale	D12/169
D771,536	S	*	11/2016	Wolff	D12/169
D774,428	S	*	12/2016	Davidson	D12/169
D787,386	S	*	5/2017	Chang	D12/169
9,643,665	B2	*	5/2017	Hommel	B62D 37/02
D788,658	S	*	6/2017	Chang	D12/169
D797,619	S	*	9/2017	Jung	D12/169
D802,496	S	*	11/2017	Mainville	D12/169
D803,111	S	*	11/2017	Jang	D12/169
D807,251	S	*	1/2018	Piscitelli	D12/169
D813,746	S	*	3/2018	Behmer	D12/169
D813,747	S	*	3/2018	Behmer	D12/169

* cited by examiner

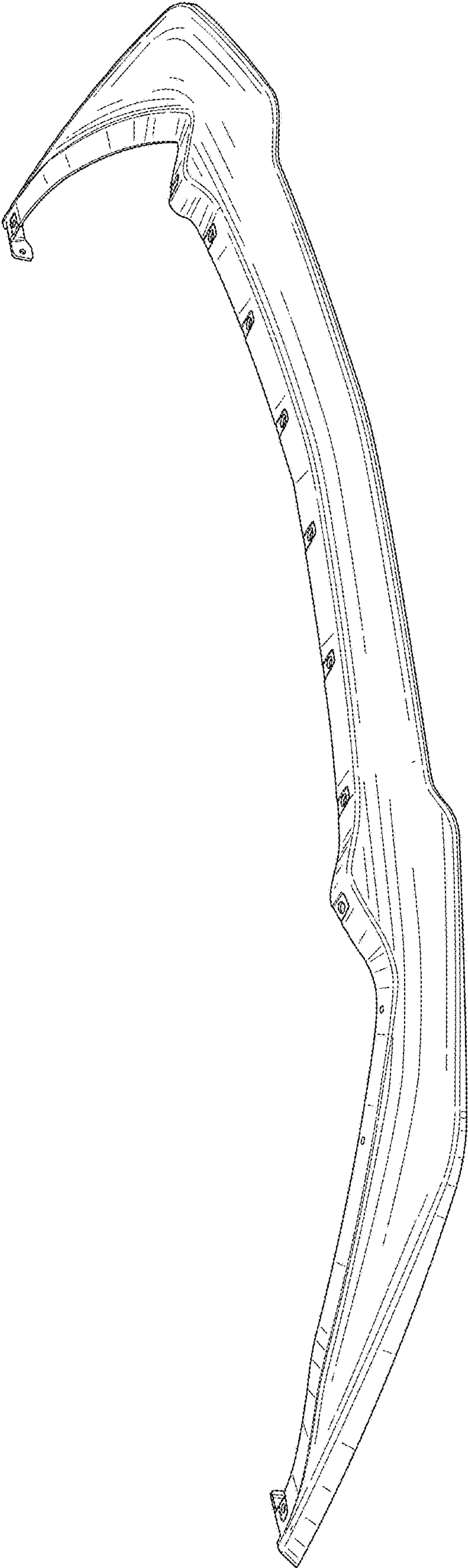


FIG. 1

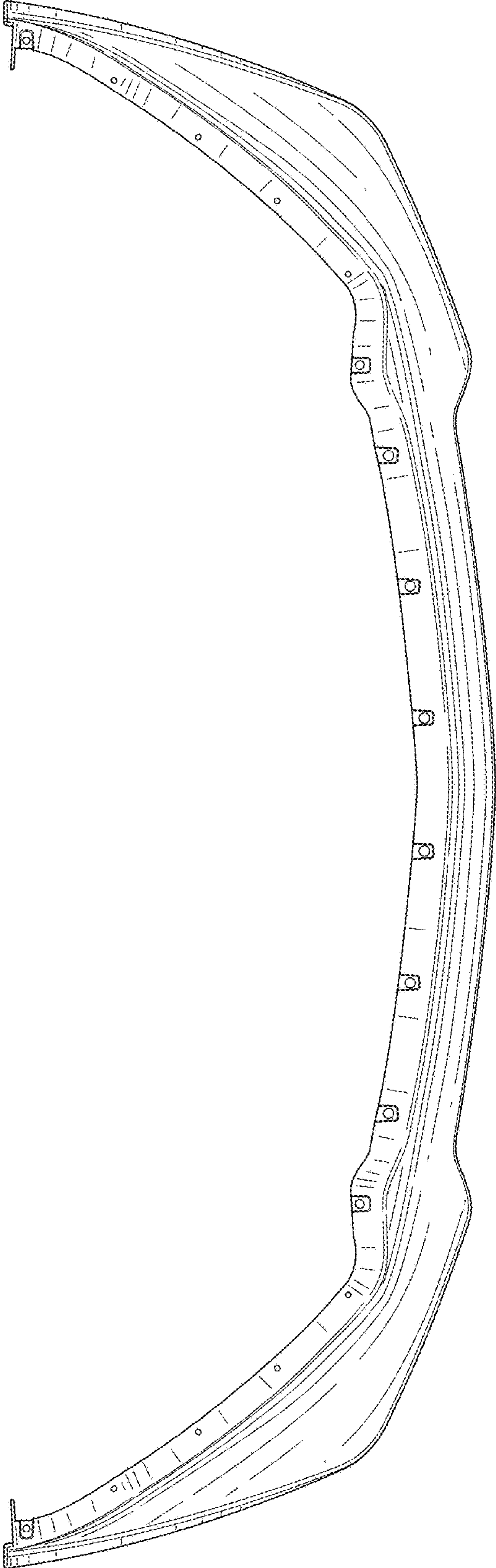


FIG. 2

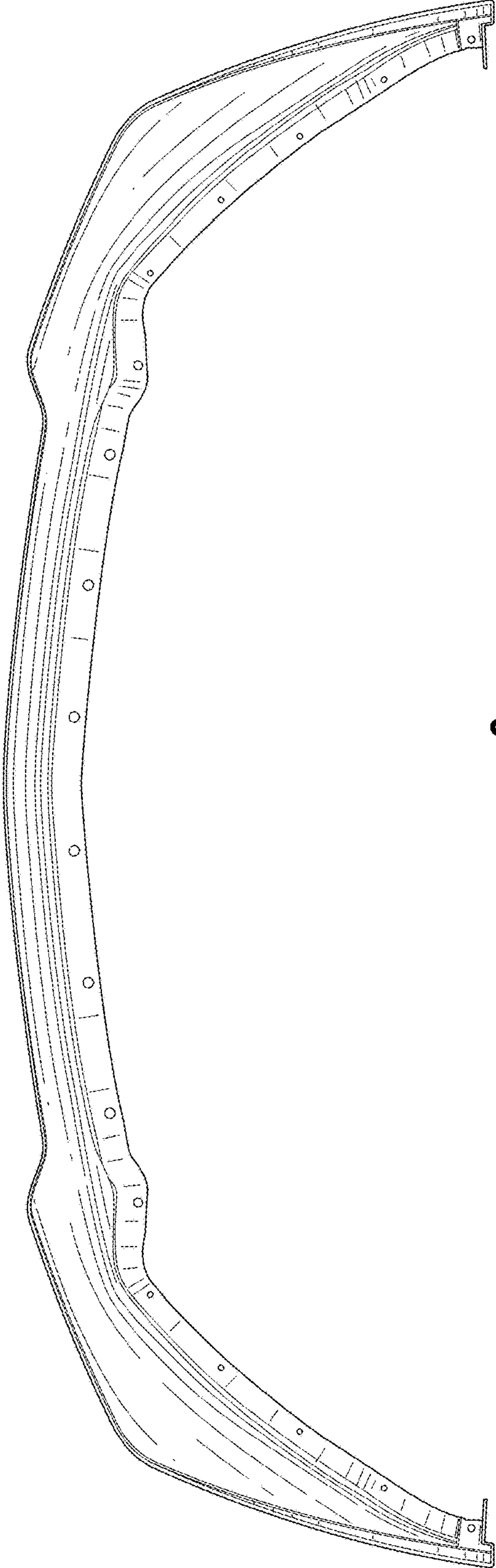


FIG. 3

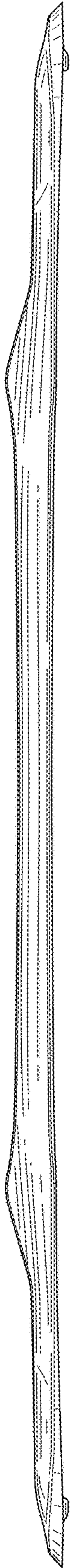


FIG. 4




FIG. 5

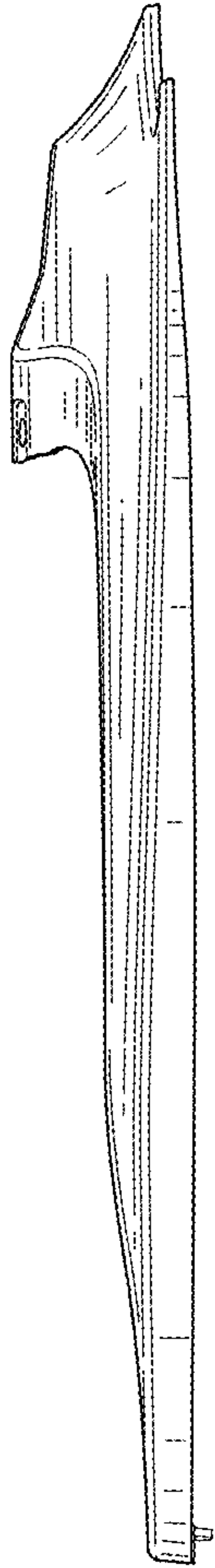


FIG. 6




FIG. 7

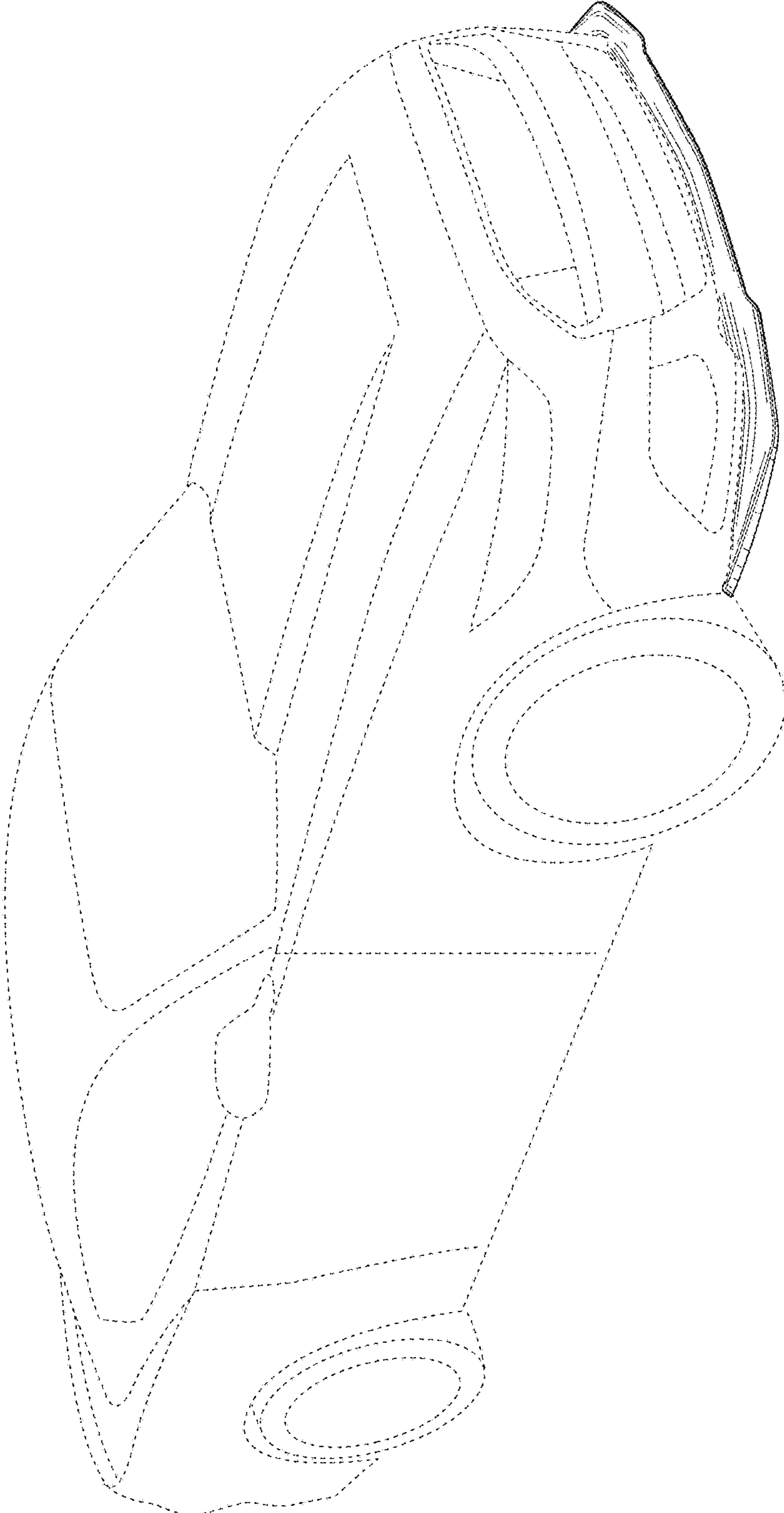


FIG. 8