



US00D822553S

(12) **United States Design Patent** (10) **Patent No.:** **US D822,553 S**  
**Austin** (45) **Date of Patent:** **\*\* Jul. 10, 2018**

(54) **REAR BUMPER OF A VEHICLE**

D733,004 S \* 6/2015 Huang ..... D12/91  
D749,468 S \* 2/2016 Frascella ..... D12/169  
D794,518 S \* 8/2017 Henstridge ..... D12/169

(71) Applicant: **Jaguar Land Rover Limited**, Whitley,  
Coventry (GB)

\* cited by examiner

(72) Inventor: **Robin Austin**, Coventry (GB)

*Primary Examiner* — Melody N Brown

(73) Assignee: **Jaguar Land Rover Limited**, Whitley,  
Coventry (GB)

(74) *Attorney, Agent, or Firm* — Wood Herron & Evans  
LLP

(\*\*) Term: **15 Years**

(57) **CLAIM**

The ornamental design for a rear bumper of a vehicle, as  
shown and described.

(21) Appl. No.: **29/591,464**

**DESCRIPTION**

(22) Filed: **Jan. 20, 2017**

(30) **Foreign Application Priority Data**

Jul. 20, 2016 (EM) ..... 003313444-0001  
Jul. 20, 2016 (EM) ..... 003313444-0002  
Aug. 18, 2016 (EM) ..... 003345636-0003  
Aug. 18, 2016 (EM) ..... 003345636-0004  
Dec. 2, 2016 (EM) ..... 003496942-0001

FIG. 1 is a right, front perspective view of a rear bumper of  
a vehicle showing my new design;

FIG. 2 is a left, front perspective view thereof;

FIG. 3 is a right, rear perspective view thereof;

FIG. 4 is a left, rear perspective view thereof;

FIG. 5 is a front view thereof.

FIG. 6 is a rear view thereof.

FIG. 7 is a right side view thereof.

FIG. 8 is a left side view thereof.

FIG. 9 is a top view thereof; and,

FIG. 10 is a right front perspective view of the rear bumper  
of a vehicle shown in FIGS. 1-9, with the rear bumper  
mounted on a vehicle shown in de-emphasized and half-tone  
portions so as to illustrate environmental structures for the  
vehicle rear. These portions form no part of the claimed  
invention. More particularly, in FIG. 10, the rear bumper of  
a vehicle of the present invention is shown within the broken  
line, and any elements shown outside of the broken line form  
no part of the claimed invention, but are instead included to  
show environmental aspects of the claimed invention.

(51) **LOC (11) Cl.** ..... **12-16**

(52) **U.S. Cl.**  
USPC ..... **D12/169**

(58) **Field of Classification Search**  
USPC .... D12/169, 216, 90-92, 86, 171, 196, 163;  
293/102, 113, 115, 117, 120; 296/180.1,  
296/180.2  
CPC ..... B60R 19/02; B60R 19/04; B62D 25/08  
See application file for complete search history.


The portions of the vehicle shown throughout the drawing  
views in de-emphasized and half-tone portions outside the  
broken lines and the broken lines representing the boundary  
and configuration of what is claimed as the design are for  
environmental and illustrative purposes only and form no  
part of the claimed design.

(56) **References Cited**

U.S. PATENT DOCUMENTS

D578,449 S \* 10/2008 Jodo ..... D12/169  
D683,285 S \* 5/2013 Yoshida ..... D12/169  
D692,808 S \* 11/2013 Morioka ..... D12/169  
D695,168 S \* 12/2013 Kawasaki ..... D12/169  
D705,140 S \* 5/2014 Kawasaki ..... D12/169  
D712,805 S \* 9/2014 Murkett ..... D12/169

**1 Claim, 9 Drawing Sheets**








FIG. 1






FIG. 2






FIG. 3






FIG. 4






FIG. 5




FIG. 6






FIG. 7






FIG. 8






FIG. 9



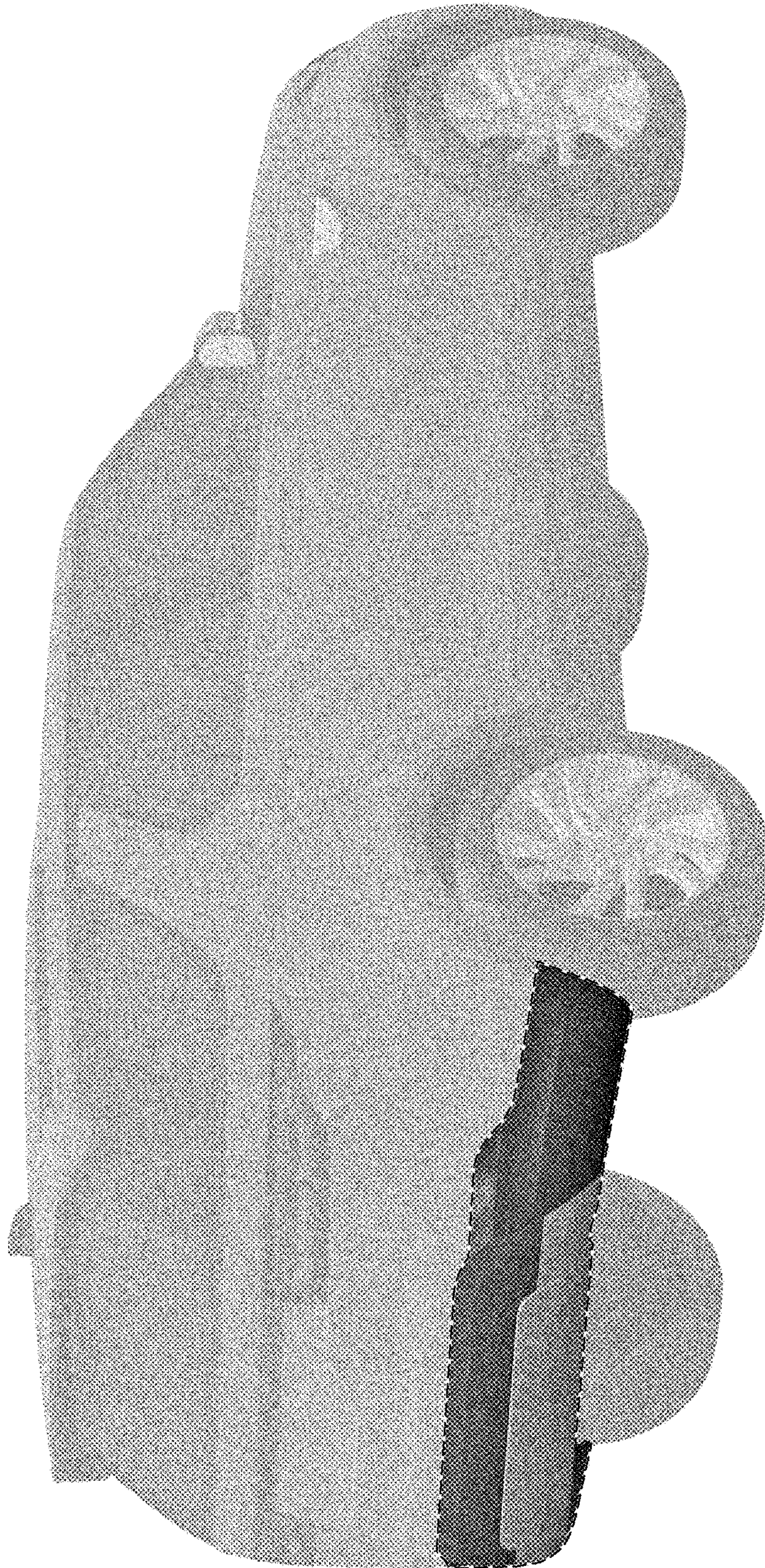


FIG. 10