

US00D822539S

(12) **United States Design Patent** (10) **Patent No.:** **US D822,539 S**
Lichtenstein (45) **Date of Patent:** **** Jul. 10, 2018**

(54) **ZIPPER PULL**
(71) Applicant: **LENZIP MANUFACTURING CORPORATION**, Rolling Meadows, IL (US)
(72) Inventor: **Paul Lichtenstein**, Rolling Meadows, IL (US)
(73) Assignee: **LENZIP MANUFACTURING CORPORATION**, Rolling Meadows, IL (US)

D278,950 S 5/1985 Vaughan
D303,345 S 9/1989 Sawatsky
D335,432 S 5/1993 Vaughan
D440,134 S 4/2001 Brix-Hansen
D499,667 S 12/2004 Fenton
D550,952 S 9/2007 Rimon
D642,374 S 8/2011 Morrish
D671,449 S 11/2012 Miyazaki
D671,451 S 11/2012 Keyaki
8,966,720 B2 * 3/2015 Miyazaki A44B 19/26
24/415
D797,601 S * 9/2017 Lichtenstein D11/221
D813,722 S * 3/2018 Huang D11/221

(**) Term: **15 Years**
(21) Appl. No.: **29/614,087**
(22) Filed: **Aug. 16, 2017**

Related U.S. Application Data

(62) Division of application No. 29/542,346, filed on Oct. 13, 2015, now Pat. No. Des. 797,601.
(51) **LOC (11) Cl.** **02-07**
(52) **U.S. Cl.**
USPC **D11/221**
(58) **Field of Classification Search**
USPC D11/200, 201, 221; 24/381-383,
24/385-387, 414-417, 421-422, 427-431,
24/433; 2/265; D2/641, 642; 294/3.6;
223/118; D8/33, 34, 40; D9/438
CPC A44B 19/00; A44B 19/02; A44B 19/04;
A44B 19/10; A44B 19/26; A44B 19/30;
A44B 19/06; G02C 3/003
See application file for complete search history.

(56) **References Cited**

U.S. PATENT DOCUMENTS

D262,607 S * 1/1982 Drolen, Jr. D9/438
D263,567 S * 3/1982 Hasegawa D9/438

OTHER PUBLICATIONS

U.S. Appl. No. 29/542,346, filed Oct. 13, 2015.

* cited by examiner

Primary Examiner — Ralf Seifert

(74) *Attorney, Agent, or Firm* — Barnes & Thornburg LLP; Mark J. Nahnsen

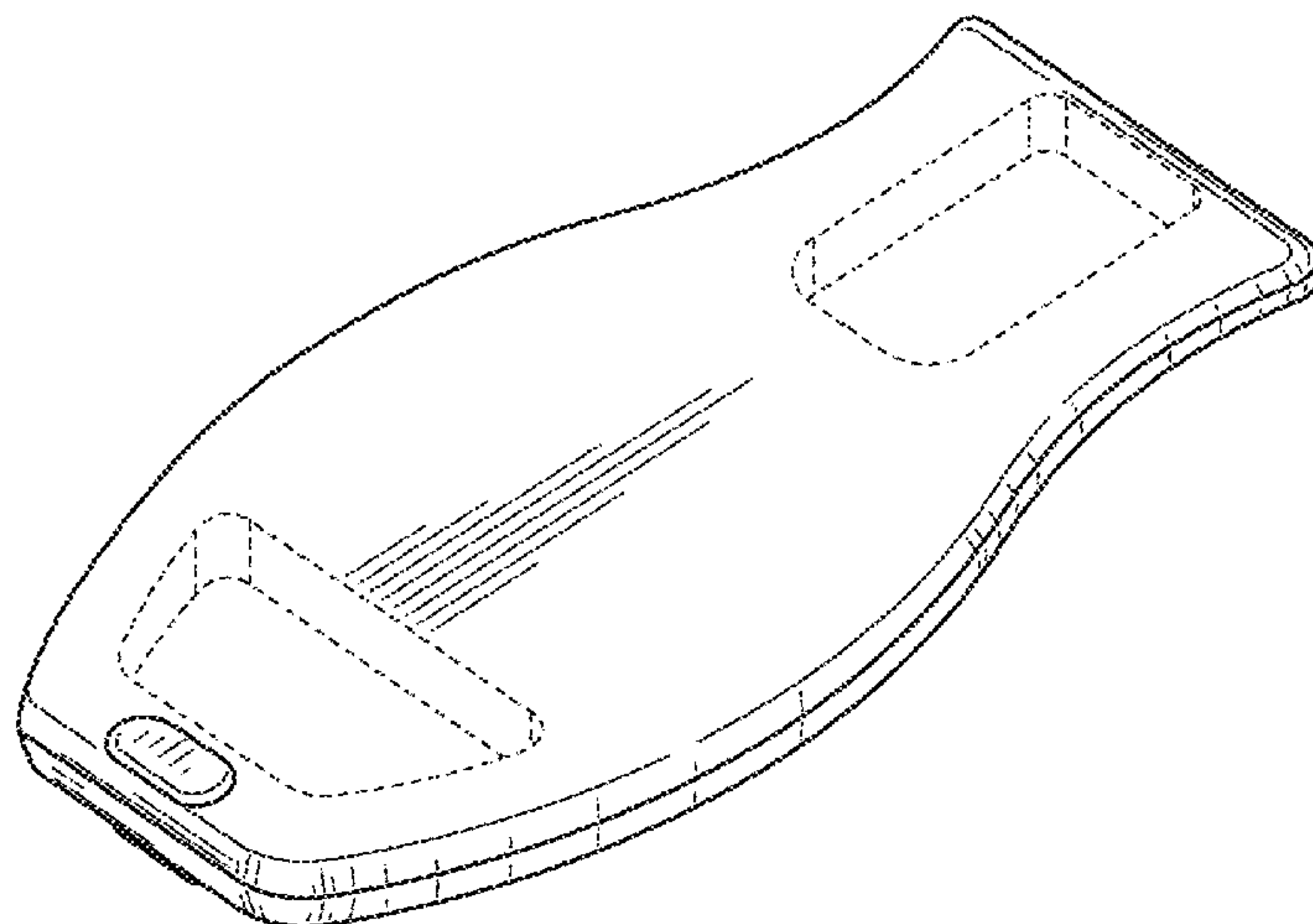
(57) **CLAIM**

The ornamental design for a zipper pull, as shown and described.

DESCRIPTION

FIG. 1 is a perspective view of a zipper pull;
FIG. 2 is a top view thereof;
FIG. 3 is a bottom view thereof;
FIG. 4 is a side elevational view thereof;
FIG. 5 is another side elevational view thereof;
FIG. 6 is a top elevational view thereof; and,
FIG. 7 is a bottom elevational view thereof.
The portions shown in broken lines are included to show environment and form no part of the claimed design.

1 Claim, 2 Drawing Sheets



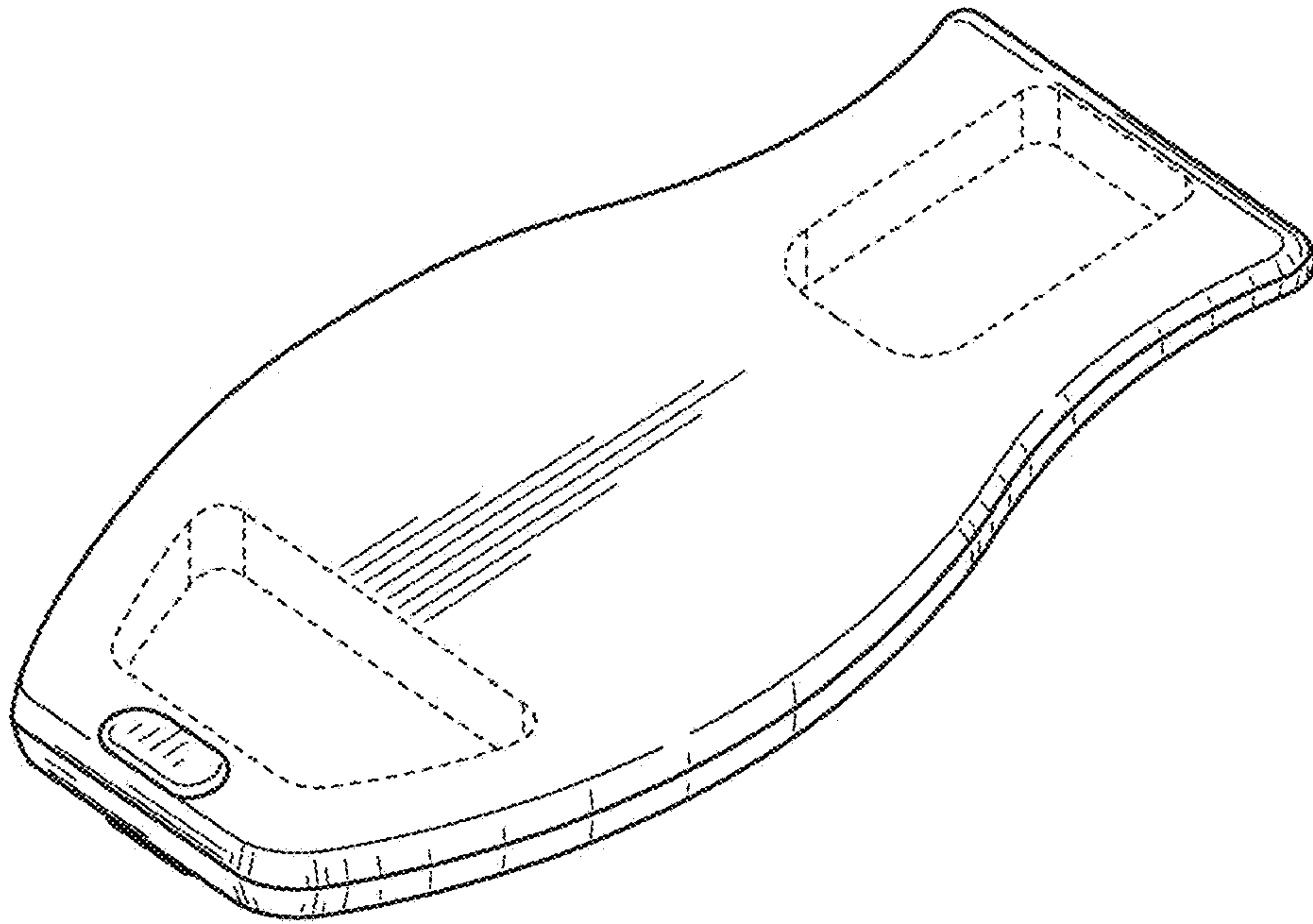


FIG. 1

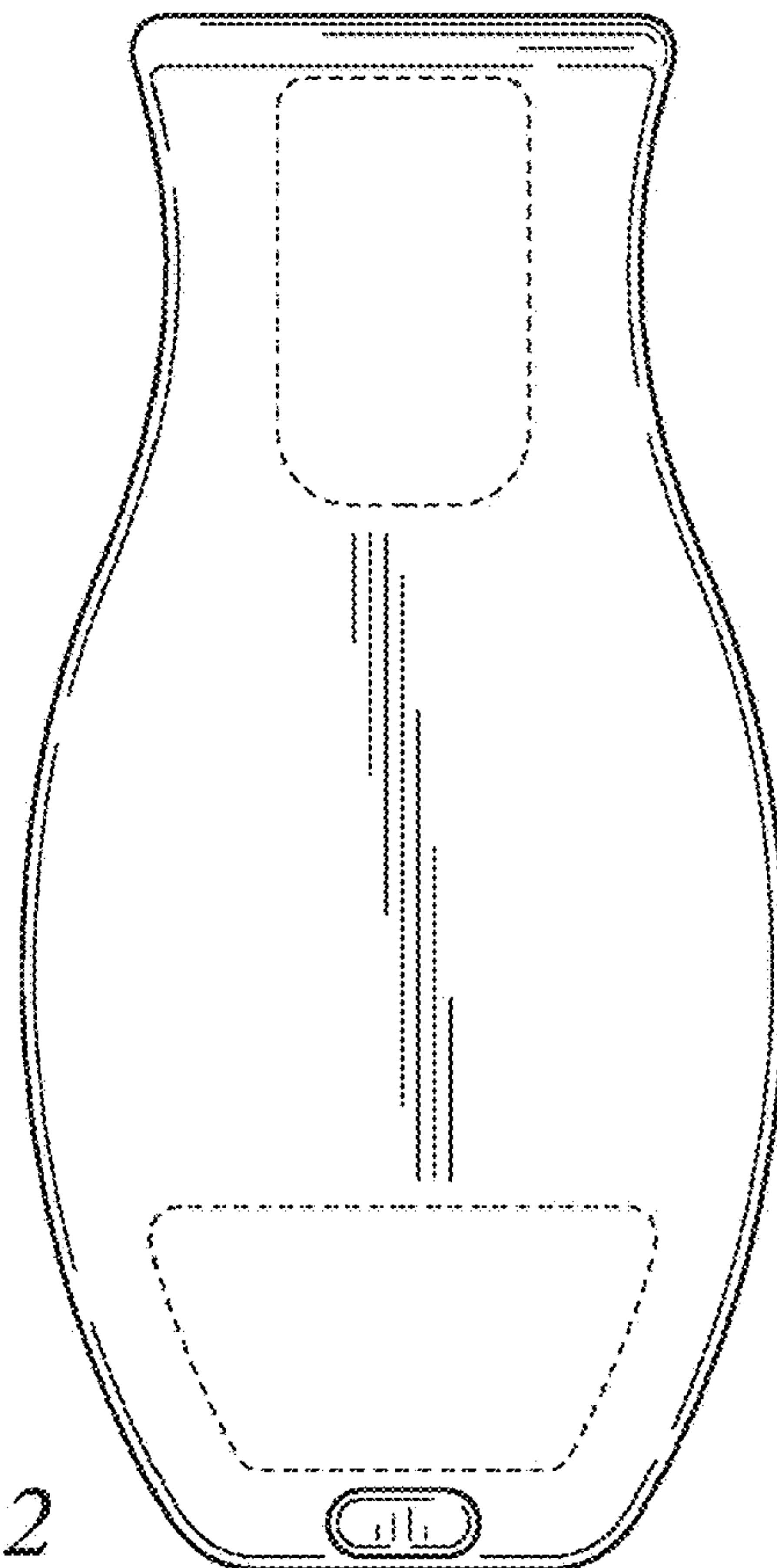


FIG. 2

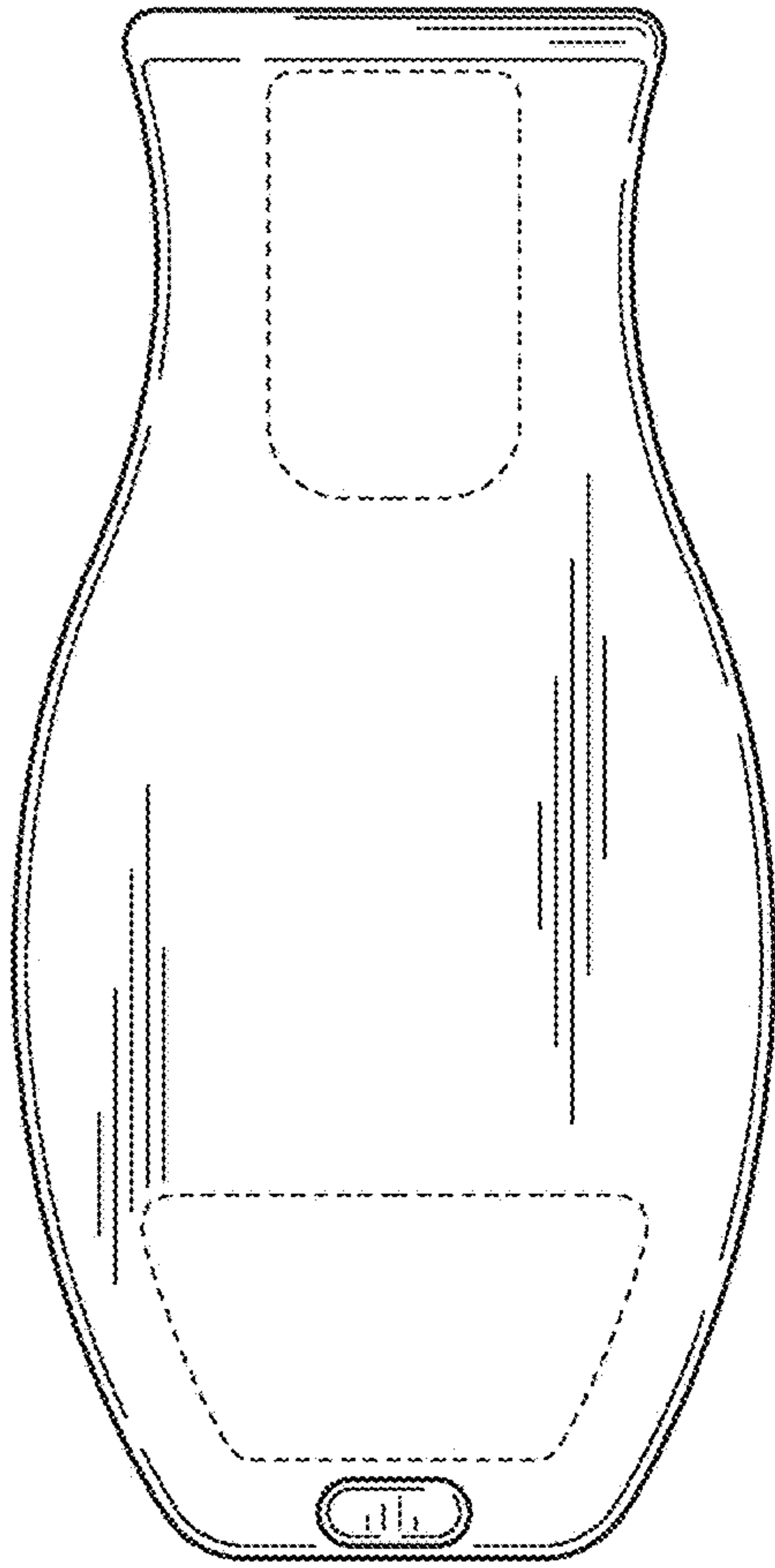


FIG. 3




FIG. 4




FIG. 5



FIG. 6




FIG. 7