



US00D822533S

(12) **United States Design Patent**
Sivriere

(10) **Patent No.:** **US D822,533 S**
(45) **Date of Patent:** **** Jul. 10, 2018**

- (54) **PENDANT**
- (71) Applicant: **Richemont International SA,**
Villars-sur-Glane (CH)
- (72) Inventor: **Stephanie Sivriere,** Plan les Ouates
(CH)
- (73) Assignee: **Richemont International SA,**
Villars-sur-Glane (CH)

D327,031 S *	6/1992	Solomon	D11/43
D404,681 S *	1/1999	Galerie	D11/121
D451,425 S *	12/2001	Cohen	D11/79
D454,088 S *	3/2002	Basha	D11/79
D465,373 S *	11/2002	Wilkinson	D11/79
D469,715 S *	2/2003	Wallner	D11/79
D531,079 S *	10/2006	Scharr	D11/86
D659,584 S *	5/2012	Veit	D11/81
D672,465 S *	12/2012	Sherman	D24/207
D696,603 S *	12/2013	Kornerup	D11/1
D738,768 S *	9/2015	Amfitheatrof	D11/1
D785,481 S *	5/2017	McLaughlin	D11/1

(**) Term: **15 Years**

(21) Appl. No.: **29/606,466**

(22) Filed: **Jun. 5, 2017**

(30) **Foreign Application Priority Data**

Dec. 5, 2016 (WO) DM/093749

(51) **LOC (11) Cl.** **11-01**

(52) **U.S. Cl.**
USPC **D11/79**

(58) **Field of Classification Search**
USPC D11/60, 61, 1, 2, 7, 40, 41, 44, 48,
D11/79-86, 95, 96, 97, 88, 100, 108, 109,
D11/116; D3/207-211
CPC .. A44C 1/00; A44C 3/00; A44C 3/001; A44C
3/002; A44C 3/004; A44C 3/005; A44C
3/006; A44C 3/008; A44C 7/00; A44C
7/002; A44C 7/003; A44C 7/004; A44C
25/00; A44C 25/001; A44C 25/002; A44C
25/007; A44C 11/00
See application file for complete search history.

(56) **References Cited**

U.S. PATENT DOCUMENTS

2,125,267 A *	8/1938	Bekan	D04B 3/06 242/146
D245,834 S *	9/1977	Wilbert	D11/117
D249,131 S *	8/1978	Barr	D11/121

OTHER PUBLICATIONS

[Online] <http://www.piaget.com/jewelry/rose-gold-onyx-pendant-g33pa100>. Retrieved Feb. 19, 2018.*

[Online] https://www.google.com/search?q=cricket+ball+pendant&source=lnms&tbm=isch&sa=X&ved=0ahUKEwj4hYPYgLPZAhVIwFkKHdZ2AAUQ_AUICygC&biw=1536&bih=736&dpr=1.25#imgsrc=qOHEJpxqxpY3OM. Retrieved Feb. 19, 2018.*

* cited by examiner

Primary Examiner — Melanie Pellegrini

(74) *Attorney, Agent, or Firm* — Taft Stettinius & Hollister LLP

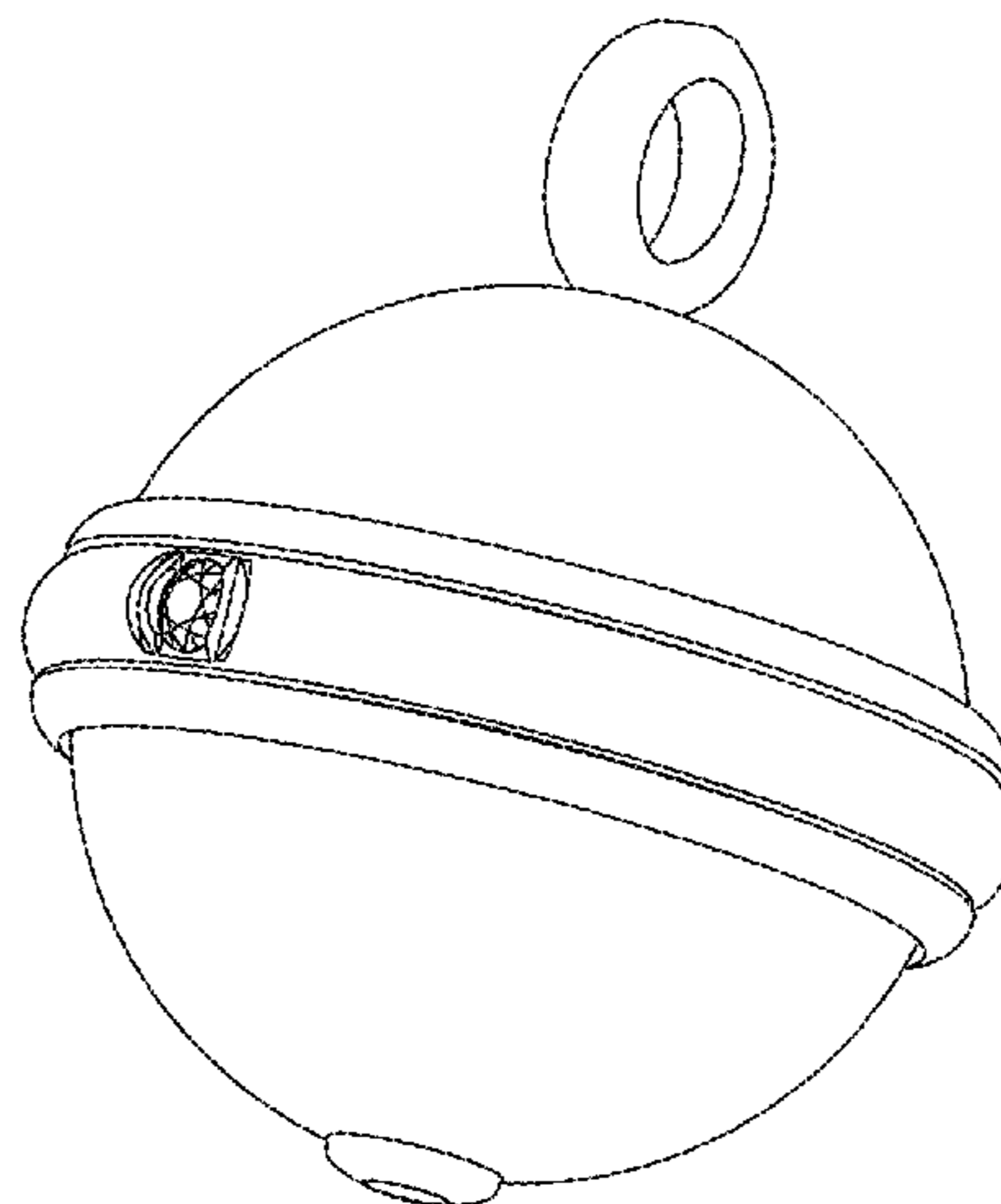
(57) **CLAIM**

The ornamental design for a pendant, as shown and described.

DESCRIPTION

FIG. 1 is a front elevational view of a pendant showing my new design;
FIG. 2 is a back elevational view thereof;
FIG. 3 is a top plan view thereof;
FIG. 4 is a bottom plan view thereof;
FIG. 5 is a right side elevational view thereof;
FIG. 6 is a left side elevational view thereof; and,
FIG. 7 is a front, right side perspective view thereof.

1 Claim, 2 Drawing Sheets



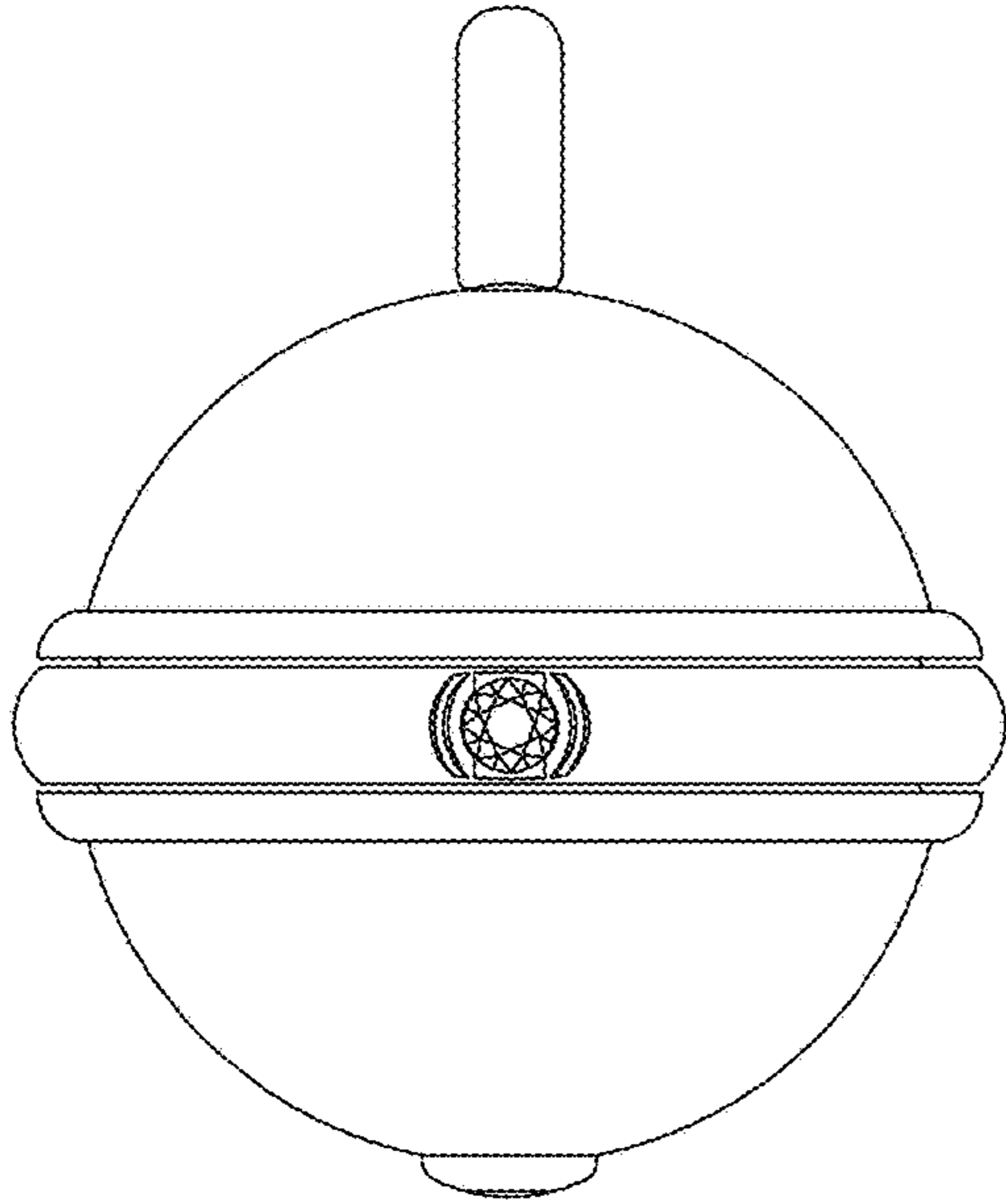


Fig. 1

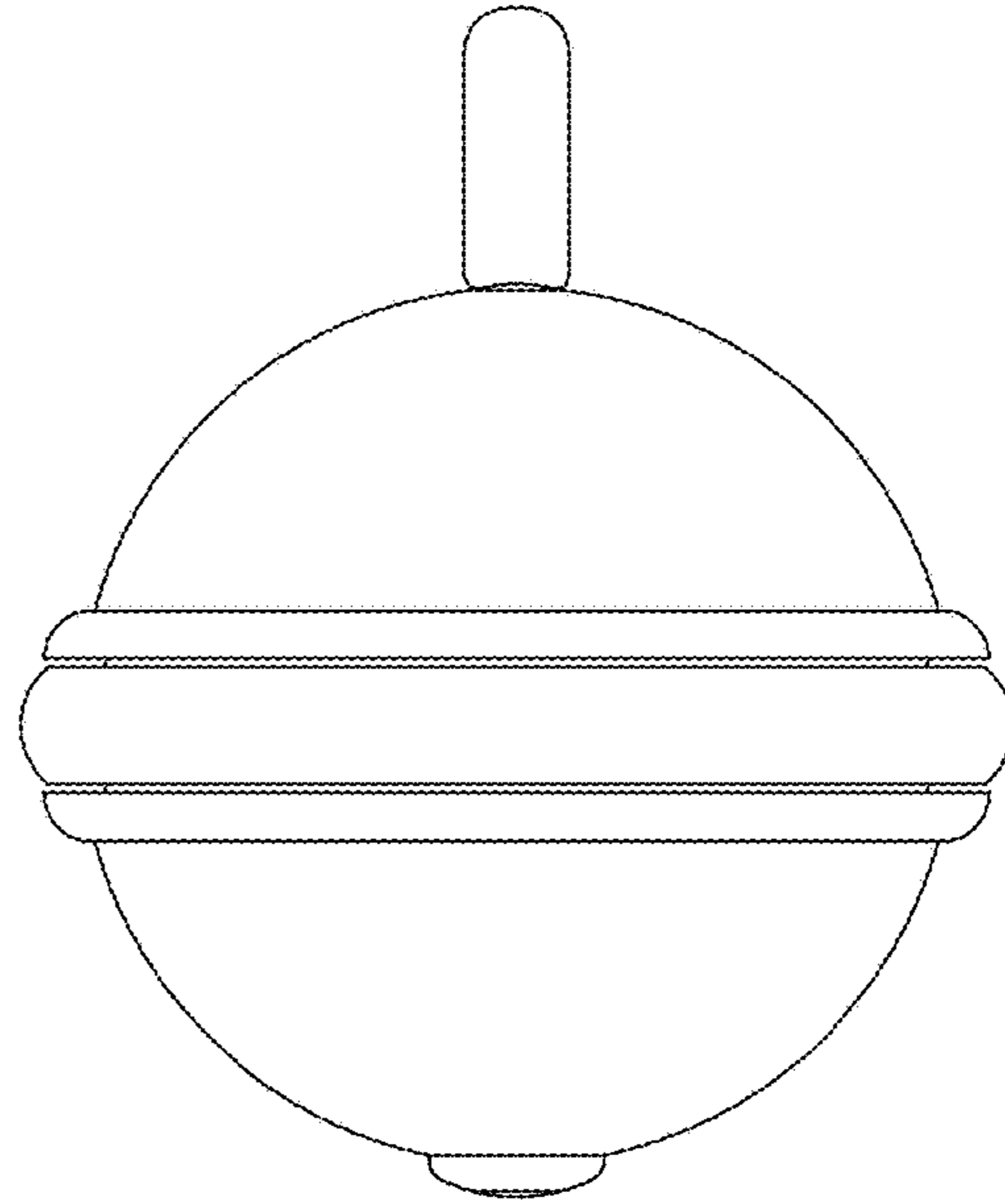


Fig. 2

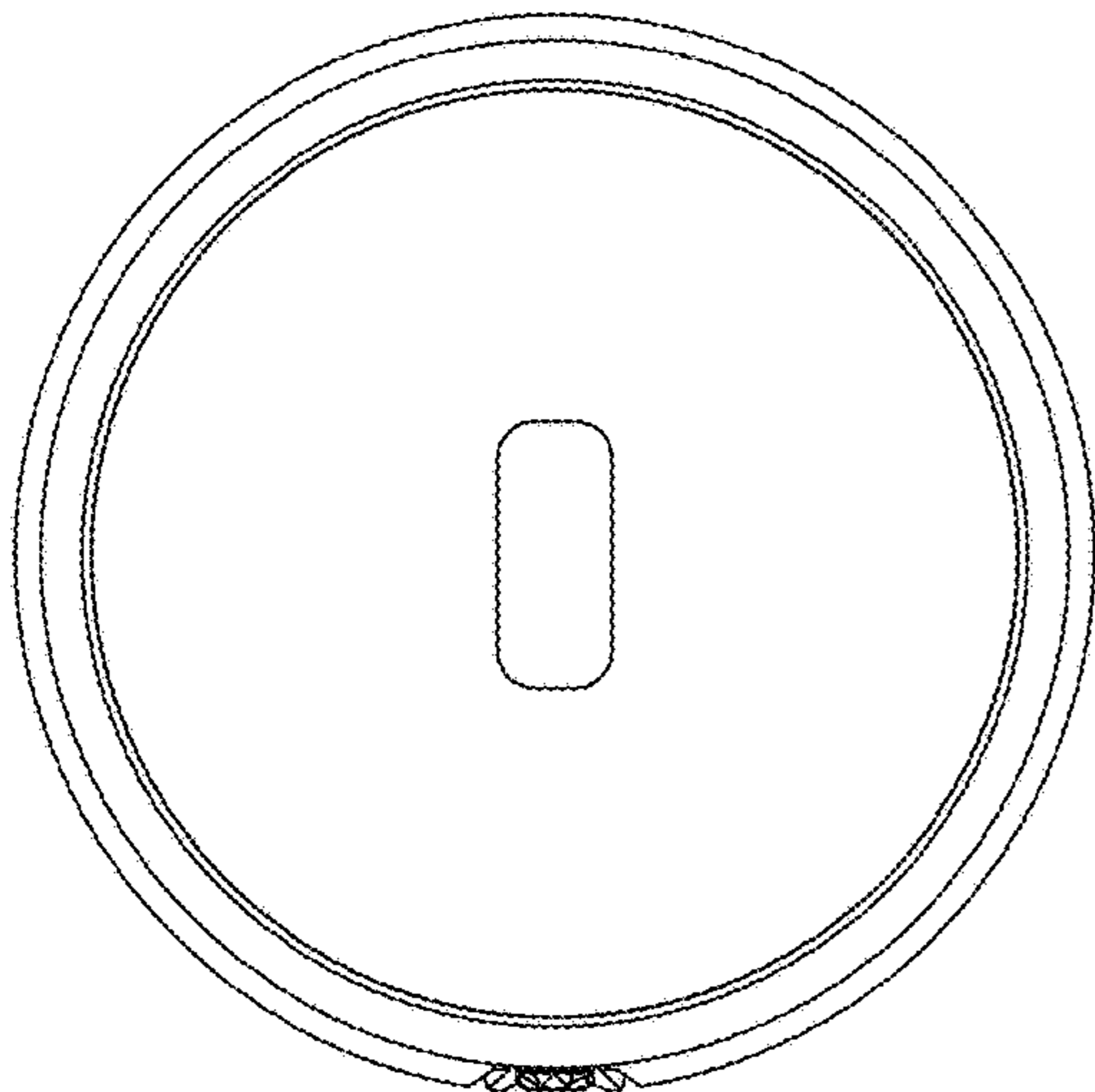


Fig. 3

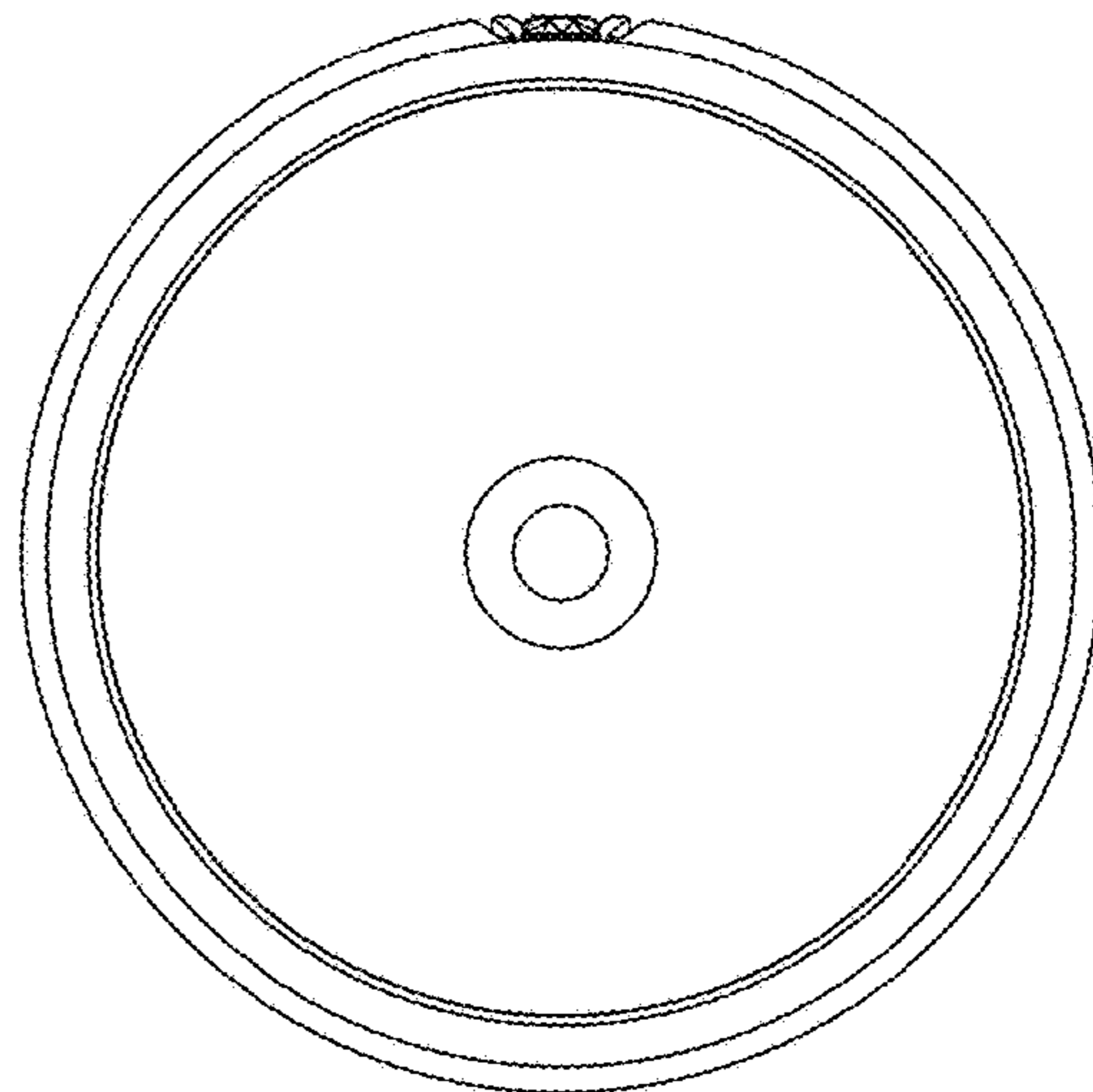


Fig. 4




Fig. 5

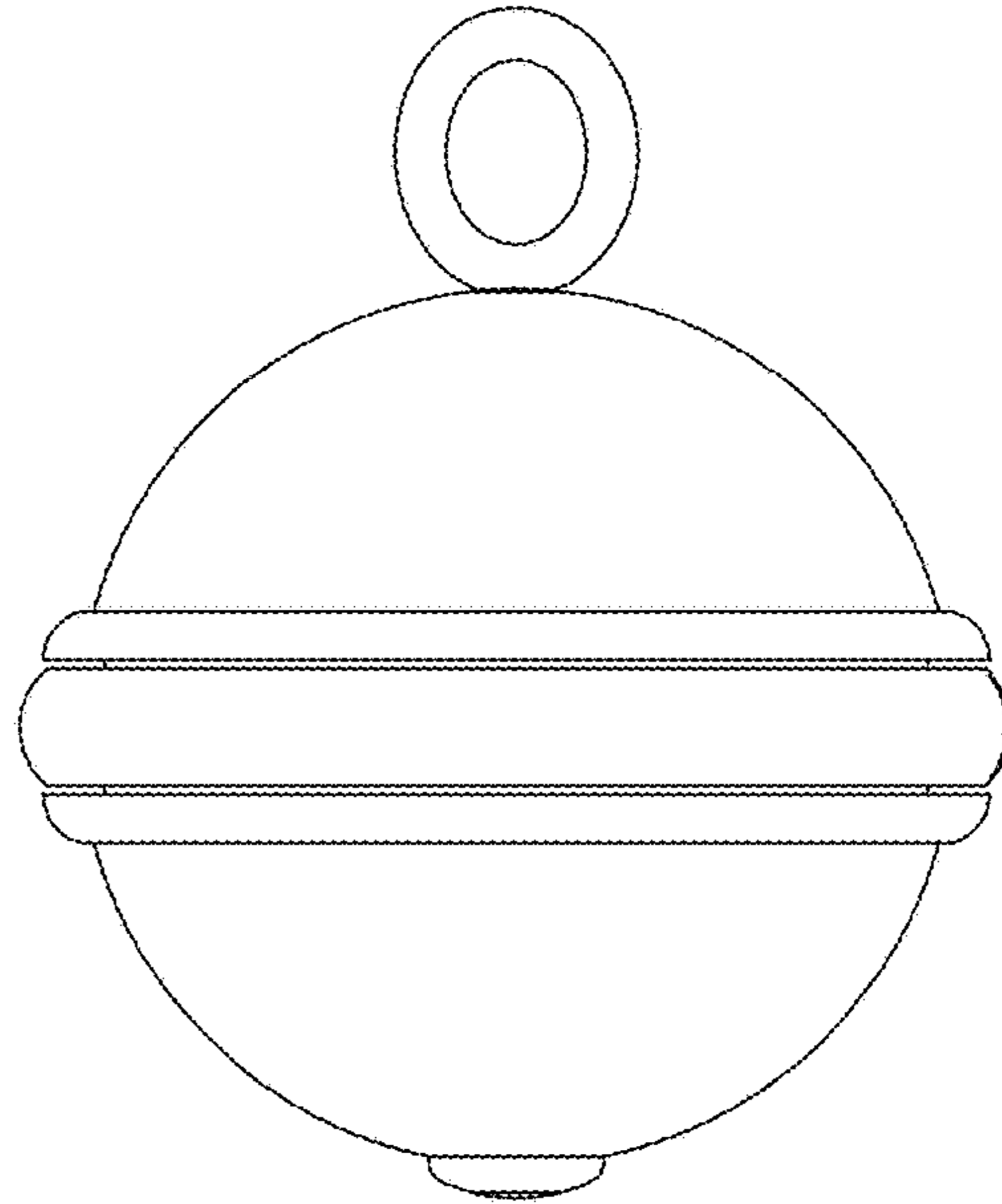


Fig. 6

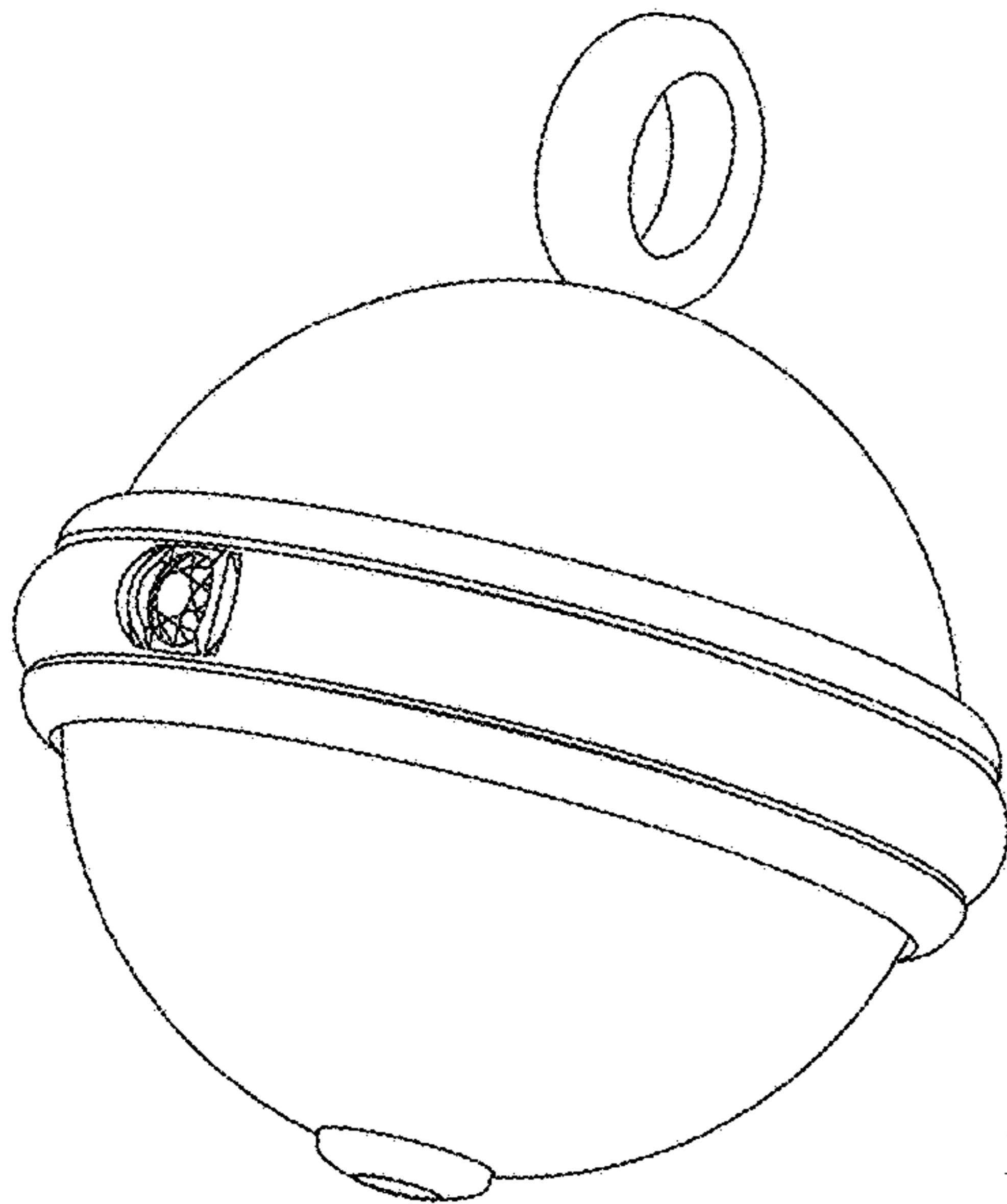


Fig. 7