



US00D822532S

(12) **United States Design Patent**  
**Stern**

(10) **Patent No.:** **US D822,532 S**

(45) **Date of Patent:** **\*\* Jul. 10, 2018**

(54) **EARRING**

(71) Applicant: **H. STERN COMÉRCIO E**  
**INDÚSTRIA S.A.**, Rio de Janeiro (BR)

(72) Inventor: **Roberto Stern**, Rio de Janeiro (BR)

(73) Assignee: **H. STERN COMÉRCIO E**  
**INDÚSTRIA S.A.**, Rio de Janeiro (BR)

(\*\*) Term: **15 Years**

(21) Appl. No.: **29/548,319**

(22) Filed: **Dec. 11, 2015**

(51) **LOC (11) Cl.** ..... **11-01**

(52) **U.S. Cl.**  
USPC ..... **D11/40; D11/70**

(58) **Field of Classification Search**  
USPC ... D11/1, 2, 7, 8, 40-86, 91, 92, 108, 95-99  
CPC ..... A44C 7/00; A44C 7/002; A44C 7/003;  
A44C 7/004; A44C 7/005; A44C 7/006;  
A44C 7/007; A44C 7/008; A44C 7/009;  
A44C 17/02; A44C 17/0208; A44C  
17/0216; A44C 17/0255; A44C 17/0233;  
A44C 17/0241; A44C 17/025; A44C  
17/0258; A44C 17/0266; A44C 25/00;  
A44C 25/001; A44C 25/007; A44C 1/00;  
A44C 3/001; A44C 3/002; A44C 3/004  
See application file for complete search history.

(56) **References Cited**

**U.S. PATENT DOCUMENTS**

D36,987 S \* 6/1904 Abel ..... D11/76  
D74,404 S \* 2/1928 Ware ..... D11/108  
D122,221 S \* 8/1940 Philippe ..... D11/74  
D139,257 S \* 10/1944 Philippe ..... D11/70

D140,587 S \* 3/1945 Rubel ..... D11/53  
D146,962 S \* 6/1947 Katz ..... D11/76  
D147,762 S \* 10/1947 Pennino ..... D11/76  
D151,140 S \* 9/1948 Katz ..... D11/67  
D160,202 S \* 9/1950 Philippe ..... D11/76  
D160,361 S \* 10/1950 Boucher ..... D11/70  
D163,196 S \* 5/1951 Katz ..... D11/76  
D166,571 S \* 4/1952 Philippe ..... D11/76  
D169,019 S \* 3/1953 Wenner-Gren ..... D11/108  
D281,590 S \* 12/1985 Treibachs ..... D11/70  
D780,027 S \* 2/2017 Stern ..... D11/34

**OTHER PUBLICATIONS**

[online] [http://imagens.hstern.com.br/imagesmenu/  
menu\\_colec\\_genesis-hstern.jpg](http://imagens.hstern.com.br/imagesmenu/menu_colec_genesis-hstern.jpg). Retrieved Jan. 4, 2017.\*

\* cited by examiner

*Primary Examiner* — Melanie Pellegrini  
(74) *Attorney, Agent, or Firm* — Hodgson Russ LLP


(57) **CLAIM**

The ornamental design for an earring, as shown and described.

**DESCRIPTION**

FIG. 1 is a perspective view of an earring showing my new design;  
FIG. 2 is a top view thereof;  
FIG. 3 is a bottom view thereof;  
FIG. 4 is a rear view thereof;  
FIG. 5 is a front view thereof;  
FIG. 6 is a left side view thereof; and,  
FIG. 7 is a right side view thereof.  
The broken lines shown in the drawings illustrate portions of the earring that form no part of the claimed design.

**1 Claim, 5 Drawing Sheets**






FIG. 1




FIG. 2




FIG. 3

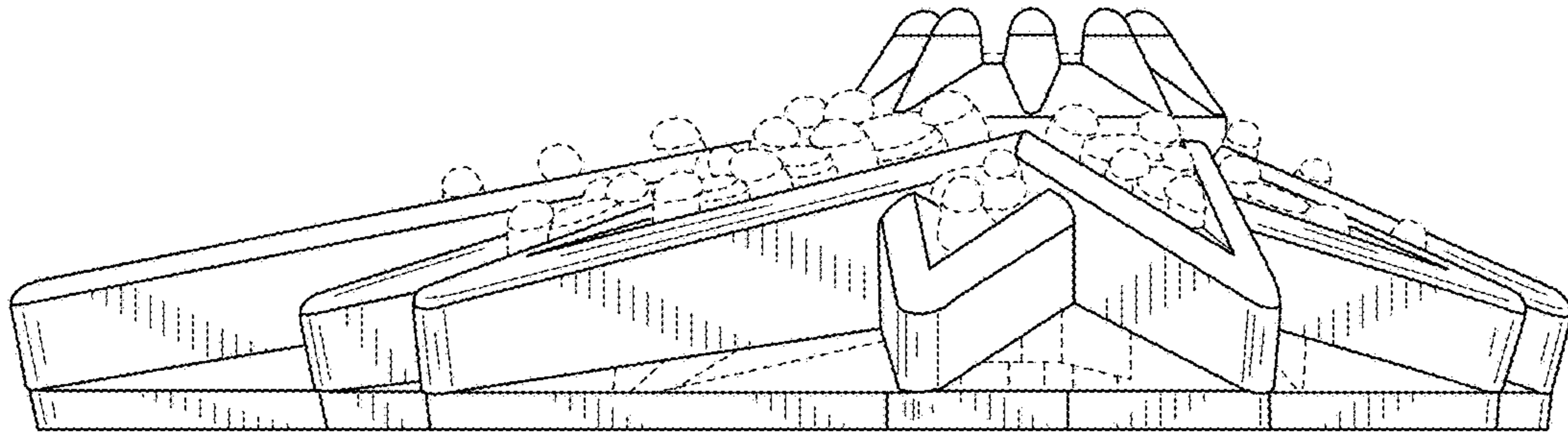


FIG. 4

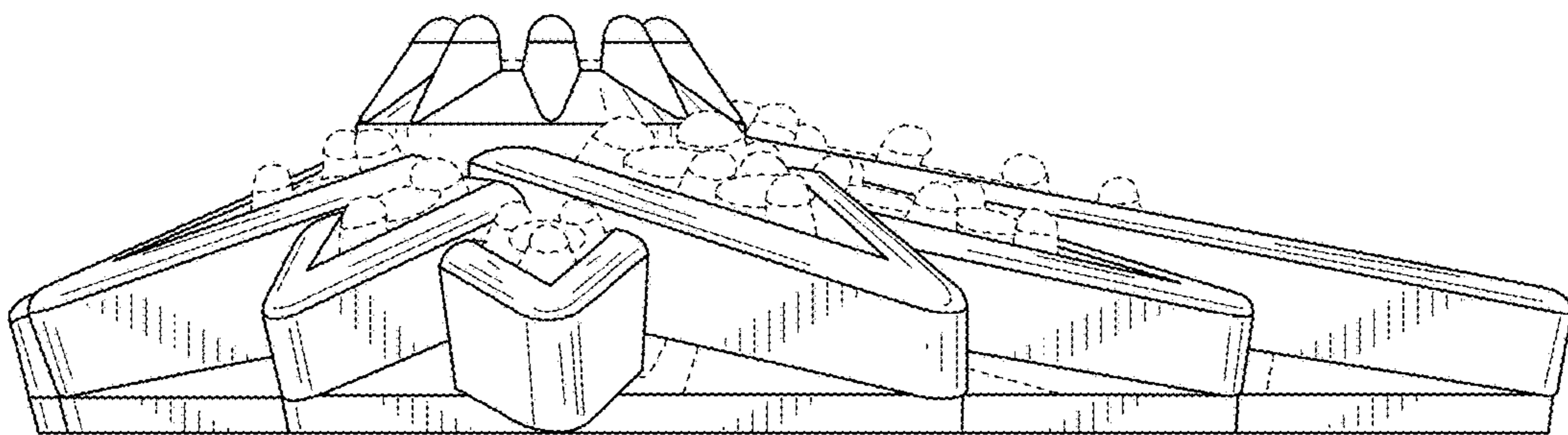


FIG. 5

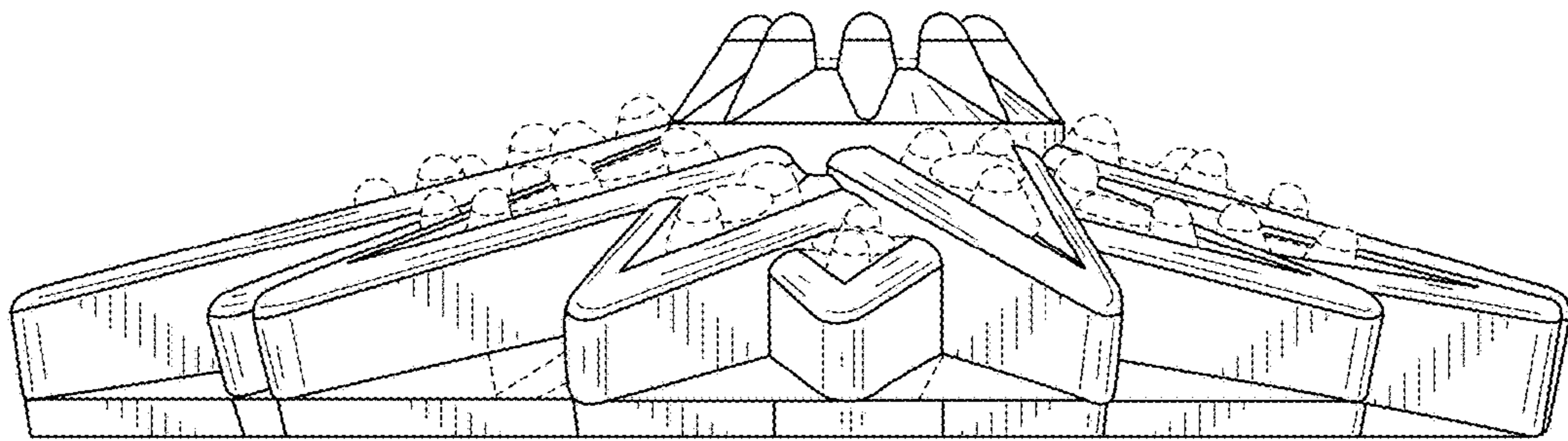


FIG. 6

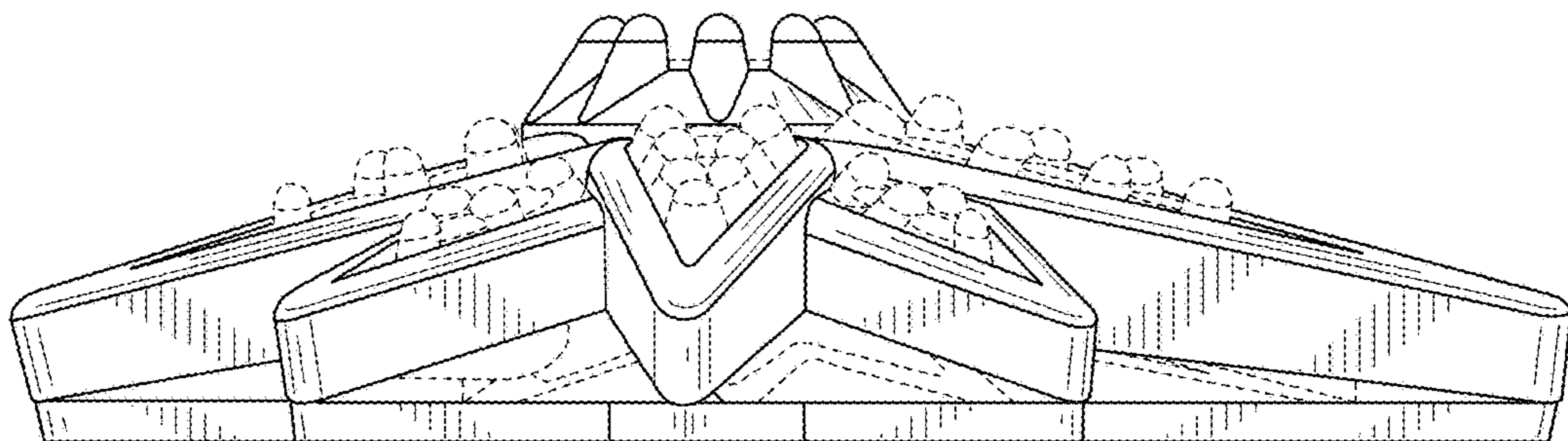


FIG. 7