



US00D822531S

(12) **United States Design Patent**
Stern

(10) **Patent No.:** **US D822,531 S**
(45) **Date of Patent:** **** Jul. 10, 2018**

(54) **EARRING**

(71) Applicant: **H. STERN COMÉRCIO E**
INDÚSTRIA S.A., Rio de Janeiro (BR)

(72) Inventor: **Roberto Stern**, Rio de Janeiro (BR)

(73) Assignee: **H. STERN COMÉRCIO E**
INDÚSTRIA S.A., Rio de Janeiro (BR)

(**) Term: **15 Years**

(21) Appl. No.: **29/548,304**

(22) Filed: **Dec. 11, 2015**

(51) **LOC (11) Cl.** **11-01**

(52) **U.S. Cl.**
USPC **D11/40**

(58) **Field of Classification Search**

USPC ... D11/1, 2, 7, 8, 40-86, 91, 92, 108, 95-99
CPC A44C 7/00; A44C 7/002; A44C 7/003;
A44C 7/004; A44C 7/005; A44C 7/006;
A44C 7/007; A44C 7/008; A44C 7/009;
A44C 17/02; A44C 17/0208; A44C
17/0216; A44C 17/0255; A44C 17/0233;
A44C 17/0241; A44C 17/025; A44C
17/0258; A44C 17/0266; A44C 25/00;
A44C 25/001; A44C 25/007; A44C 1/00;
A44C 3/001; A44C 3/002; A44C 3/004;
A44C 3/005; A44C 3/007; A44C 15/001;
A44C 15/003; A44C 15/005; A44C
15/0055

See application file for complete search history.

(56) **References Cited**

U.S. PATENT DOCUMENTS

D96,317 S * 7/1935 Kayn D11/41
D111,087 S * 8/1938 Placco D11/41
D147,288 S * 8/1947 Katz D11/43

D147,420 S * 9/1947 Pomerantz D11/43
D150,929 S * 9/1948 Chernow D11/40
D152,563 S * 2/1949 Philippe D11/43
D168,940 S * 3/1953 Katz D11/40
D177,381 S * 4/1956 Katz D11/41
D264,060 S * 4/1982 Epstein 63/13
D463,311 S * 9/2002 Shin D11/79
D780,038 S * 2/2017 Riviere D11/43
2009/0013722 A1 * 1/2009 Walters A44C 7/00
63/13

OTHER PUBLICATIONS

[Online] <https://i.pining.com/736x/37/8f/3f/378f3f88ddb97840bbb3226bec9e7f1c--h-stern-sirius.jpg>
Retrieved Jan. 4, 2017.*
[Online] http://mflynjewelry.com/wp-content/uploads/PLEE3D_Five-Spike-Stud-Earrings_Sterling-Silver_1.jpg
Retrieved Jan. 4, 2017.*

(Continued)

Primary Examiner — Melanie Sue Pellegrini
(74) *Attorney, Agent, or Firm* — Hodgson Russ LLP

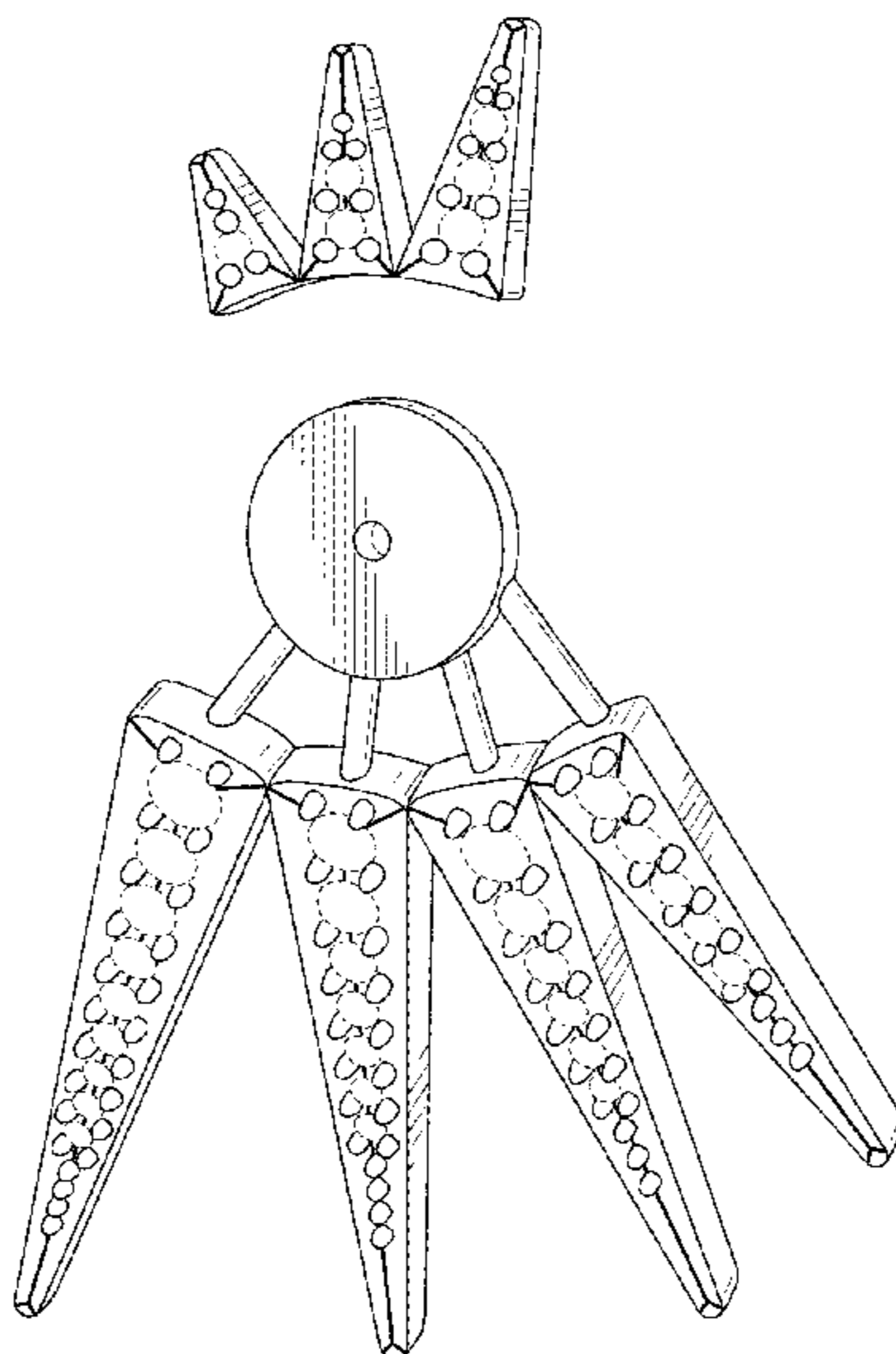
(57) **CLAIM**

The ornamental design for an earring, as shown and described.

DESCRIPTION

FIG. 1 is a perspective view of an earring showing my new design;
FIG. 2 is a front view thereof;
FIG. 3 is a rear view thereof;
FIG. 4 is a left side view thereof;
FIG. 5 is a right side view thereof;
FIG. 6 is a top view thereof; and,
FIG. 7 is a bottom view thereof.
The broken lines shown in the drawings illustrate portions of the earring that form no part of the claimed design.

1 Claim, 5 Drawing Sheets



(56)

References Cited

OTHER PUBLICATIONS

[Online] <https://target.scene7.com/is/image/Target/51696797?wid=520&hei=520&fmt=pjpeg>. Retrieved Jan. 4, 2017.*

[Online] https://images-na.ssl-images-amazon.com/images/I/81kdXT5DisL_UY395_.jpg. Retrieved Jan. 4, 2017.*

* cited by examiner

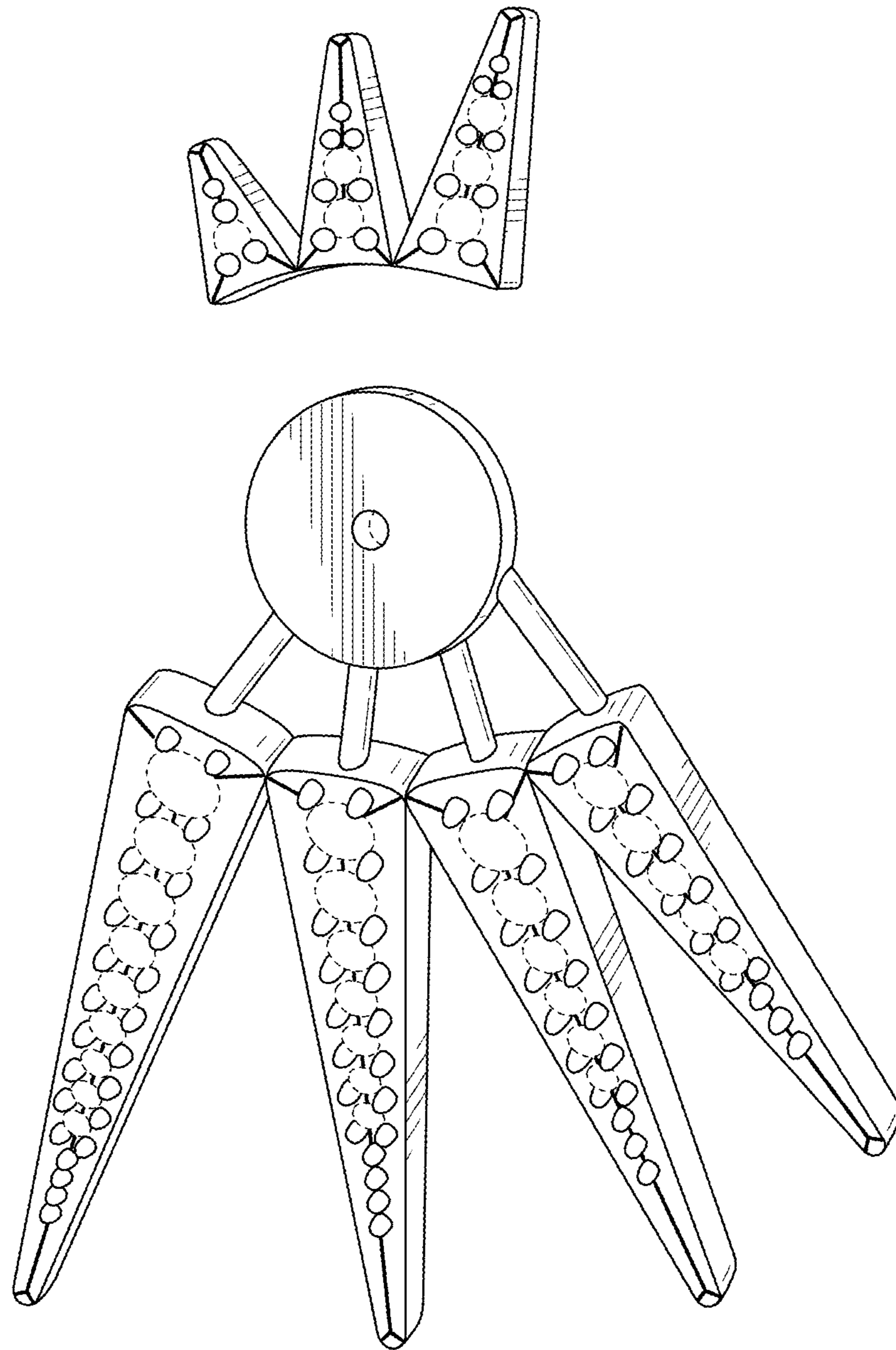


FIG. 1

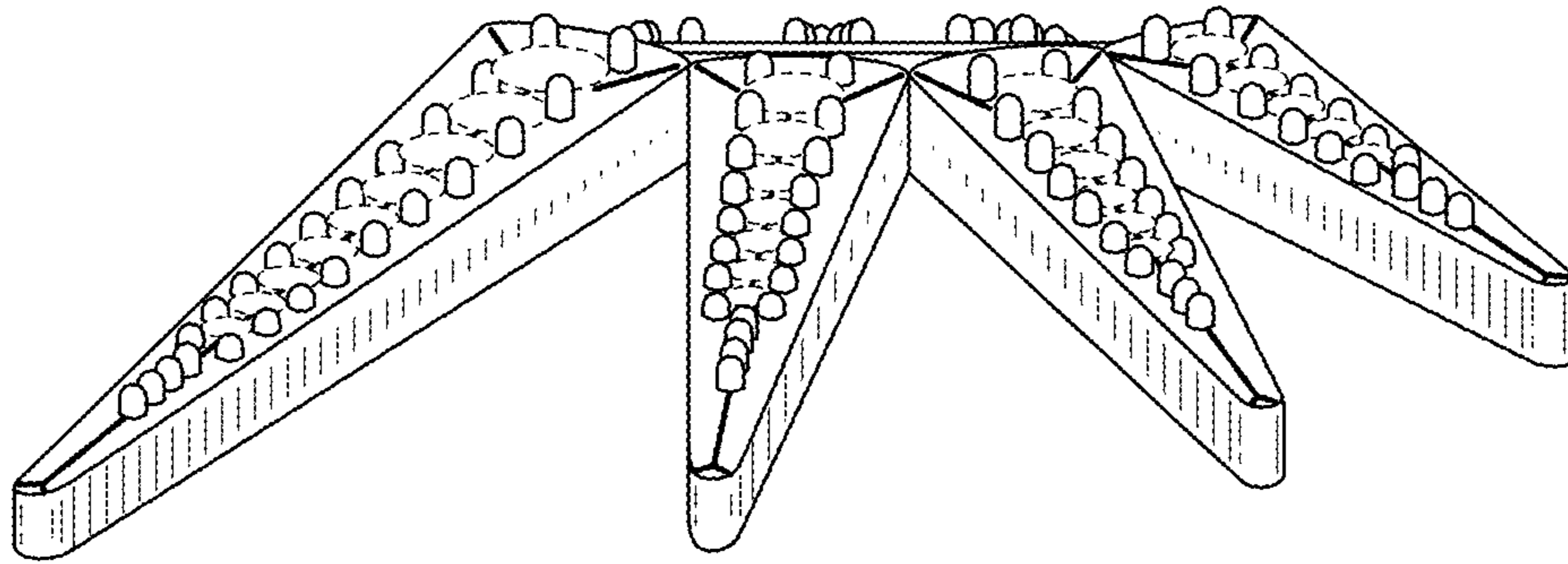


FIG. 2

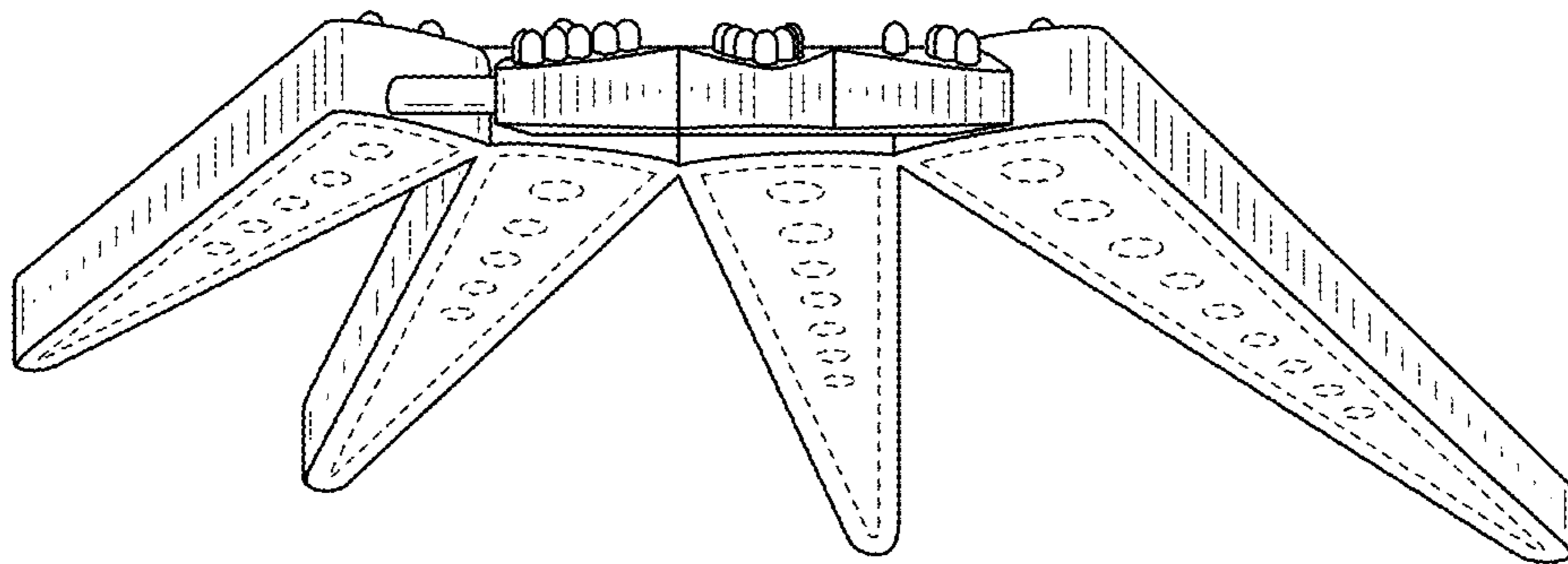


FIG. 3

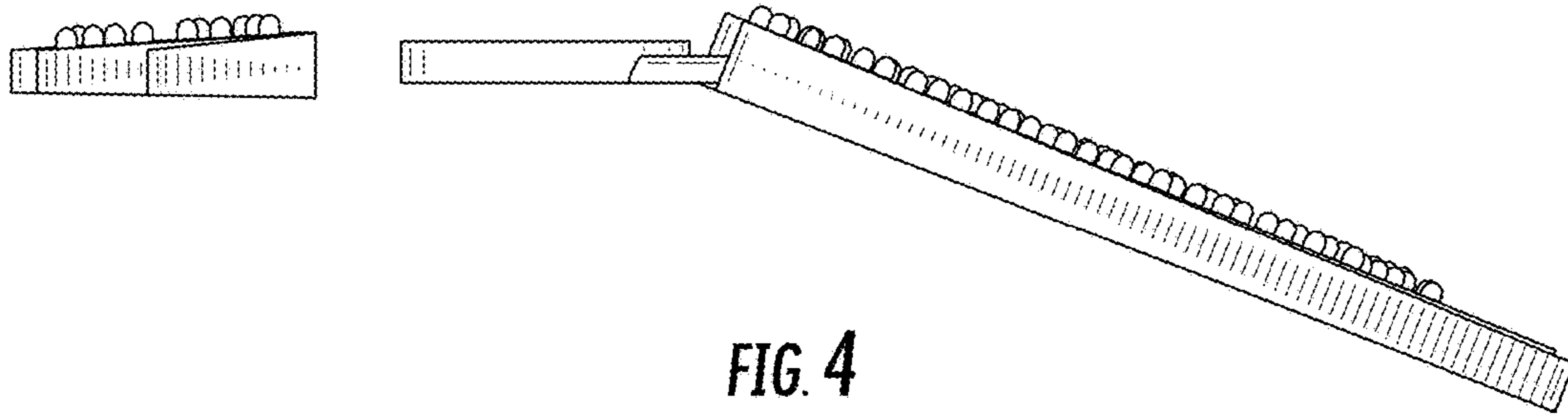


FIG. 4

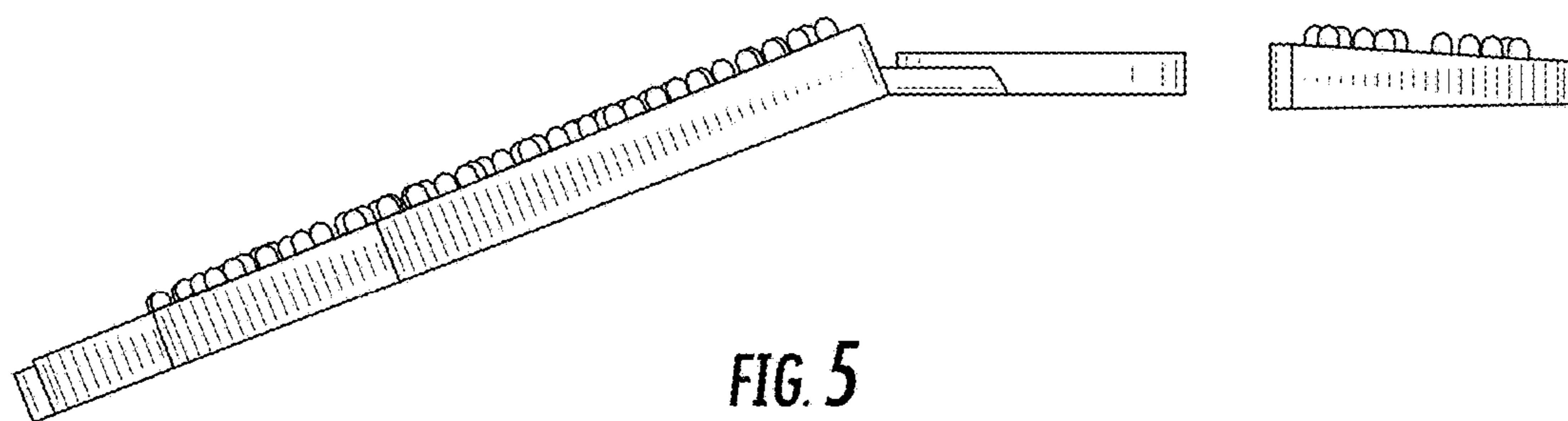


FIG. 5

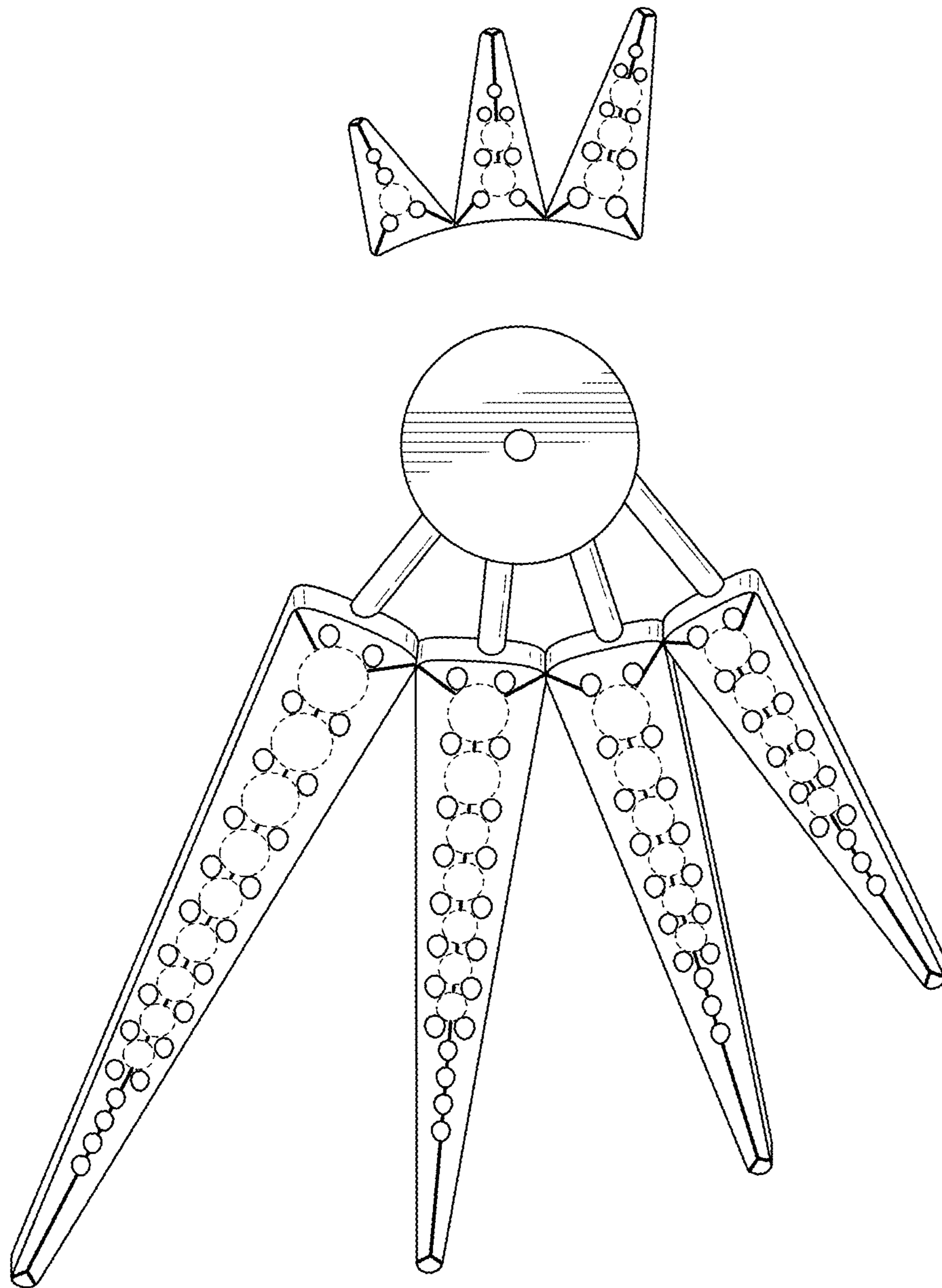


FIG. 6

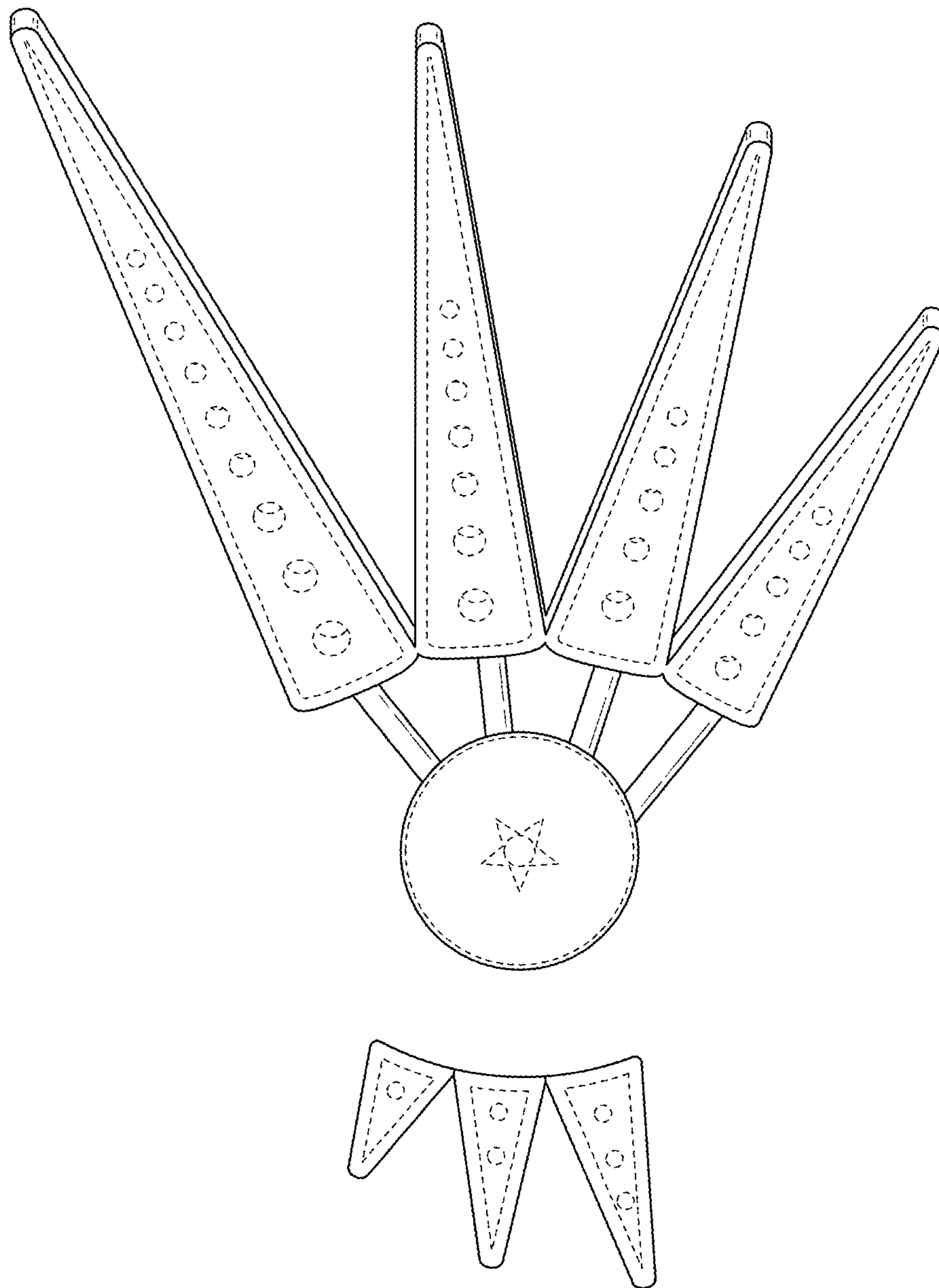


FIG. 7