



US00D822528S

(12) **United States Design Patent** (10) **Patent No.:** **US D822,528 S**
Butler (45) **Date of Patent:** **** Jul. 10, 2018**

(54) **JEWELRY CHAIN**

(71) Applicant: **Arlene Teresa Butler**, Crestview, FL (US)

(72) Inventor: **Arlene Teresa Butler**, Crestview, FL (US)

(**) Term: **15 Years**

(21) Appl. No.: **29/550,488**

(22) Filed: **Jan. 4, 2016**

Related U.S. Application Data

(60) Division of application No. 29/487,117, filed on Apr. 4, 2014, now Pat. No. Des. 749,452, which is a (Continued)

(51) **LOC (11) Cl.** **11-01**

(52) **U.S. Cl.**
USPC **D11/13**

(58) **Field of Classification Search**

USPC D11/1-45, 86-88, 93, 200, 201, 213;
D28/41; D30/151-153; D99/26
CPC A44C 5/00; A44C 5/0007; A44C 5/0015;
A44C 5/0023; A44C 5/003; A44C
5/0038; A44C 5/0046; A44C 5/02; A44C
5/022; A44C 5/025; A44C 5/027; A44C
5/04;

(Continued)

(56) **References Cited**

U.S. PATENT DOCUMENTS

229,742 A 7/1880 Nemey
444,673 A 1/1891 Roehr

(Continued)

OTHER PUBLICATIONS

Web page printout for Pandora jewelry, retrieved Jun. 13, 2013 from www.pandora.net/en-us/.

(Continued)

Primary Examiner — Cynthia Ramirez

Assistant Examiner — L. Martinez-Rivera

(74) *Attorney, Agent, or Firm* — Katherine M. Bond; Cislo & Thomas LLP

(57) **CLAIM**

The ornamental design for a jewelry chain, as shown and described.

DESCRIPTION

FIG. 1 is a perspective view a jewelry chain showing my new design;

FIG. 2 is a perspective view thereof, showing the jewelry chain in a configuration of use;

FIG. 3 is another perspective view thereof, showing the jewelry chain in an alternate configuration of use;

FIG. 4 is another perspective view thereof, showing the jewelry chain in an alternate configuration of use;

FIG. 5 is a perspective view of the connector portion of the jewelry chain in FIGS. 1-4 shown separately and at an enlarged scale for ease of illustration;

FIG. 6 is a front elevational view of the connector portion of the jewelry chain in FIGS. 1-4 shown separately and at an enlarged scale for ease of illustration;

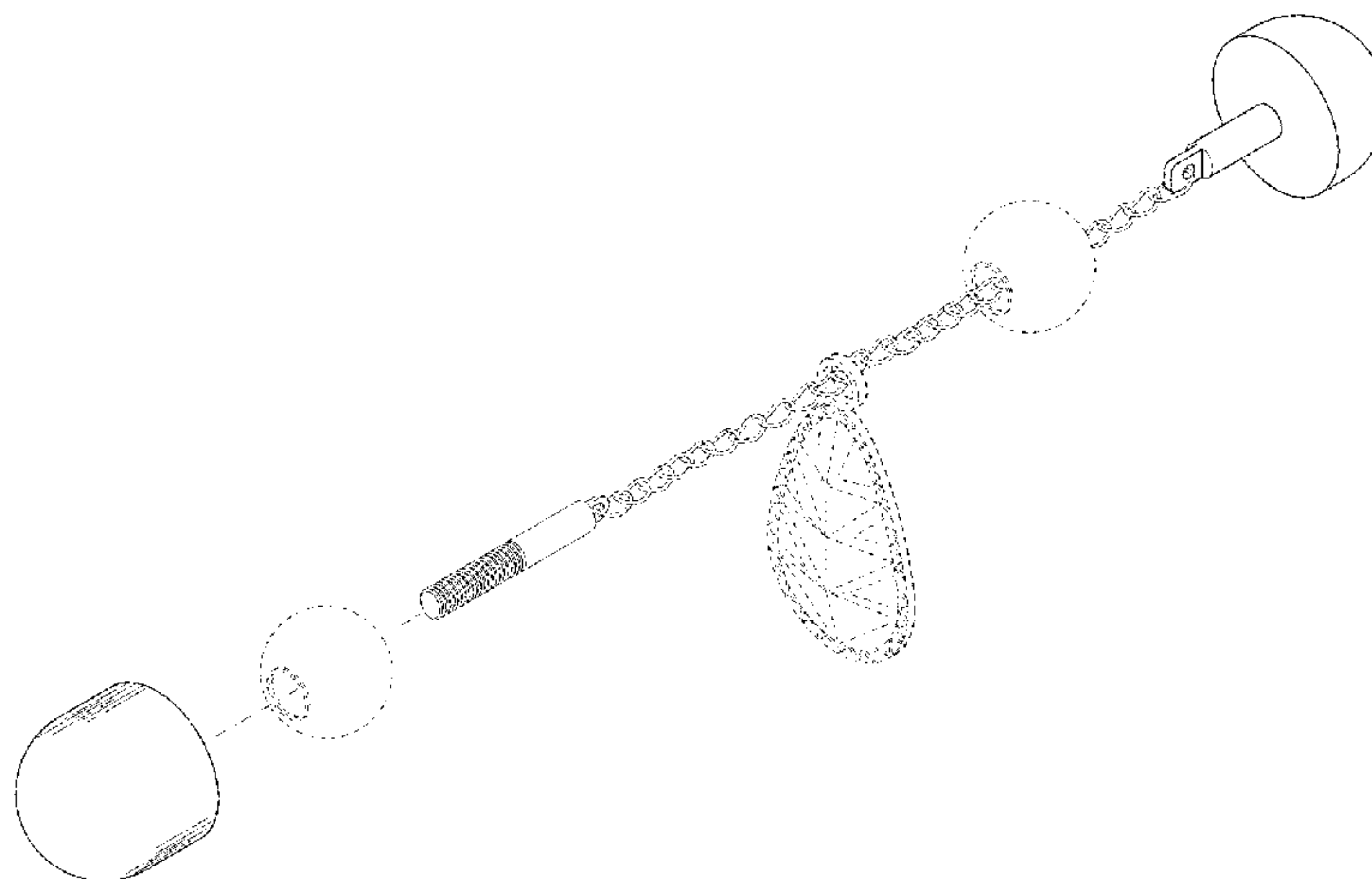
FIG. 7 is a perspective view of other connector portion of the jewelry chain in FIGS. 1-4 shown separately and at an enlarged scale for ease of illustration;

FIG. 8 is a side elevation view of the other connector portion of the jewelry chain in FIGS. 1-4 shown separately and at an enlarged scale for ease of illustration; and,

FIG. 9 is a front elevational view of the connector portion of the jewelry chain in FIGS. 1-4 shown separately and at an enlarged scale for ease of illustration.

The broken lines in FIGS. 1-4 represent portions of the jewelry chain that form no part of the claimed design. The other broken lines in FIGS. 2-4 illustrating a human figure represent environmental subject matter and form no part of the claimed design.

1 Claim, 4 Drawing Sheets



Related U.S. Application Data

continuation of application No. 13/897,341, filed on May 17, 2013.

(58) **Field of Classification Search**

CPC A44C 5/06; A44C 5/08; A44C 5/10; A44C 5/102; A44C 5/105; A44C 5/107; A44C 5/18; A44C 5/185; A44C 11/00; A44C 11/002; A44C 13/00; A44C 25/00

See application file for complete search history.

(56) **References Cited**

U.S. PATENT DOCUMENTS

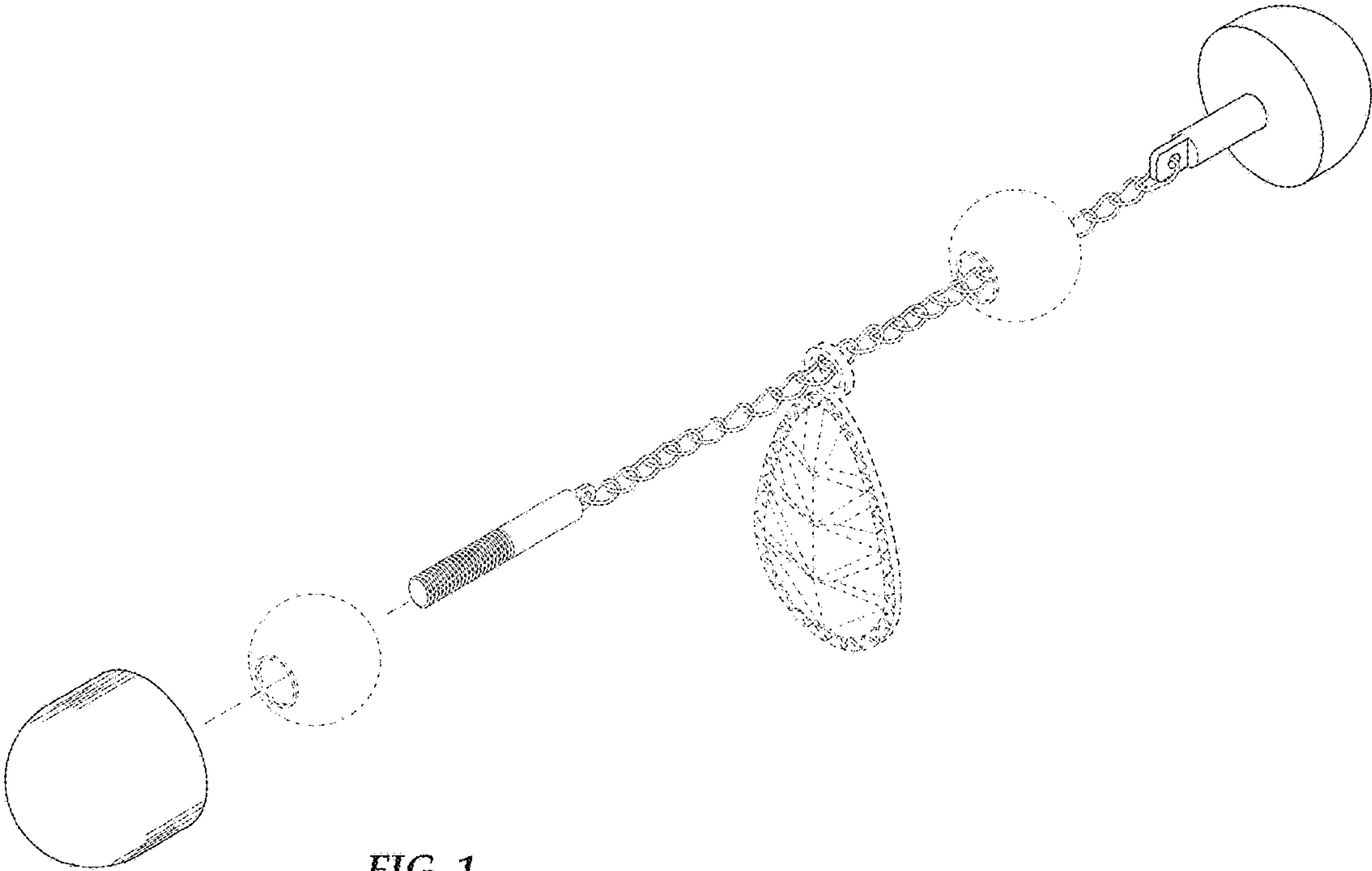
D31,221	S	7/1899	Edge	
D32,246	S	2/1900	Bigney	
738,983	A	9/1903	Burdick	
921,722	A	5/1909	Meyer	
1,177,505	A	3/1916	Fleming	
1,397,237	A	11/1921	Schenk	
D84,297	S	6/1931	Naus	
1,936,378	A	11/1933	Carr	
D171,195	S	12/1953	Chernow	
D172,122	S	5/1954	Armbrust	
D172,913	S	8/1954	Weinacker	
2,714,269	A	8/1955	Charles	
2,863,306	A	12/1958	Bangs et al.	
3,570,078	A	3/1971	Neumann et al.	
D245,769	S	9/1977	Chihara	
4,095,587	A	6/1978	Ishikawa	
4,590,649	A	5/1986	Neilson, Jr.	
D313,571	S	1/1991	Brom	
D390,126	S	2/1998	Kennedy	
6,293,127	B1	9/2001	Nakagawa	
6,357,261	B1	3/2002	Cheng	
D459,267	S	6/2002	Takahashi	
D464,903	S	10/2002	Kahan	
6,557,376	B2	5/2003	Pratt	
7,254,962	B2 *	8/2007	Scharr	A44C 5/185 63/33
D557,160	S	12/2007	Grassi Damiani	
D561,636	S	2/2008	Khubani	
D572,621	S	7/2008	Osipov	
D575,660	S	8/2008	Maier	
D575,664	S	8/2008	Greer	
7,520,144	B2	4/2009	Cicccone	
D635,046	S	3/2011	Dobashi	
7,980,095	B1 *	7/2011	Masterson	A44C 5/2095 63/3.1

D664,466	S	7/2012	Rafaelian	
D694,146	S	11/2013	Beeson	
8,573,003	B2	11/2013	Kaupp	
8,752,402	B1 *	6/2014	Pfaff	A44C 7/004 D28/41
8,869,555	B2 *	10/2014	Kaupp	A44C 15/005 63/3.1
D719,042	S *	12/2014	Sloane	D11/3
D719,047	S	12/2014	Traglio	
D719,866	S	12/2014	Audette	
9,339,091	B2 *	5/2016	Kaupp	A44C 25/007
2004/0111005	A1 *	6/2004	Lu	A44C 11/002 600/15
2005/0241336	A1 *	11/2005	Scharr	A44C 5/185 63/3.1
2006/0248922	A1 *	11/2006	Scharr	A44C 5/185 63/3.1
2008/0022720	A1	1/2008	Cicccone	
2008/0141502	A1 *	6/2008	Khubani	A44C 5/185 24/303
2009/0013720	A1	1/2009	Altick	
2009/0223249	A1 *	9/2009	Julkowski	A44C 5/0053 63/3.1
2009/0255122	A1 *	10/2009	Azrielant	A44C 7/00 29/896.411
2010/0030265	A1 *	2/2010	Ambrite	A44C 5/0007 63/3.1
2011/0083471	A1	4/2011	Chough	
2011/0146345	A1	6/2011	Roessler	
2013/0305782	A1	11/2013	Butler	

OTHER PUBLICATIONS

Web page printout for Trollbeads jewelry, retrieved Jun. 5, 2013 from www.trollbeads.com/.
 Butler, Arlene T., Office Action issued in parent Design U.S. Appl. No. 29/487,117; United States Patent and Trademark Office, dated May 18, 2015, 6 pages.
 Butler, Arlene T., Office Action issued in parent Design U.S. Appl. No. 29/487,117; United States Patent and Trademark Office, dated Oct. 23, 2014, 14 pages.
 Butler, Arlene T., Office Action issued in related U.S. Appl. No. 13/897,341; United States Patent and Trademark Office, dated Jul. 21, 2015, 7 pages.
 Butler, Arlene T., Office Action issued in related U.S. Appl. No. 13/897,341; United States Patent and Trademark Office, dated Feb. 9, 2015, 17 pages.

* cited by examiner






FIG. 2

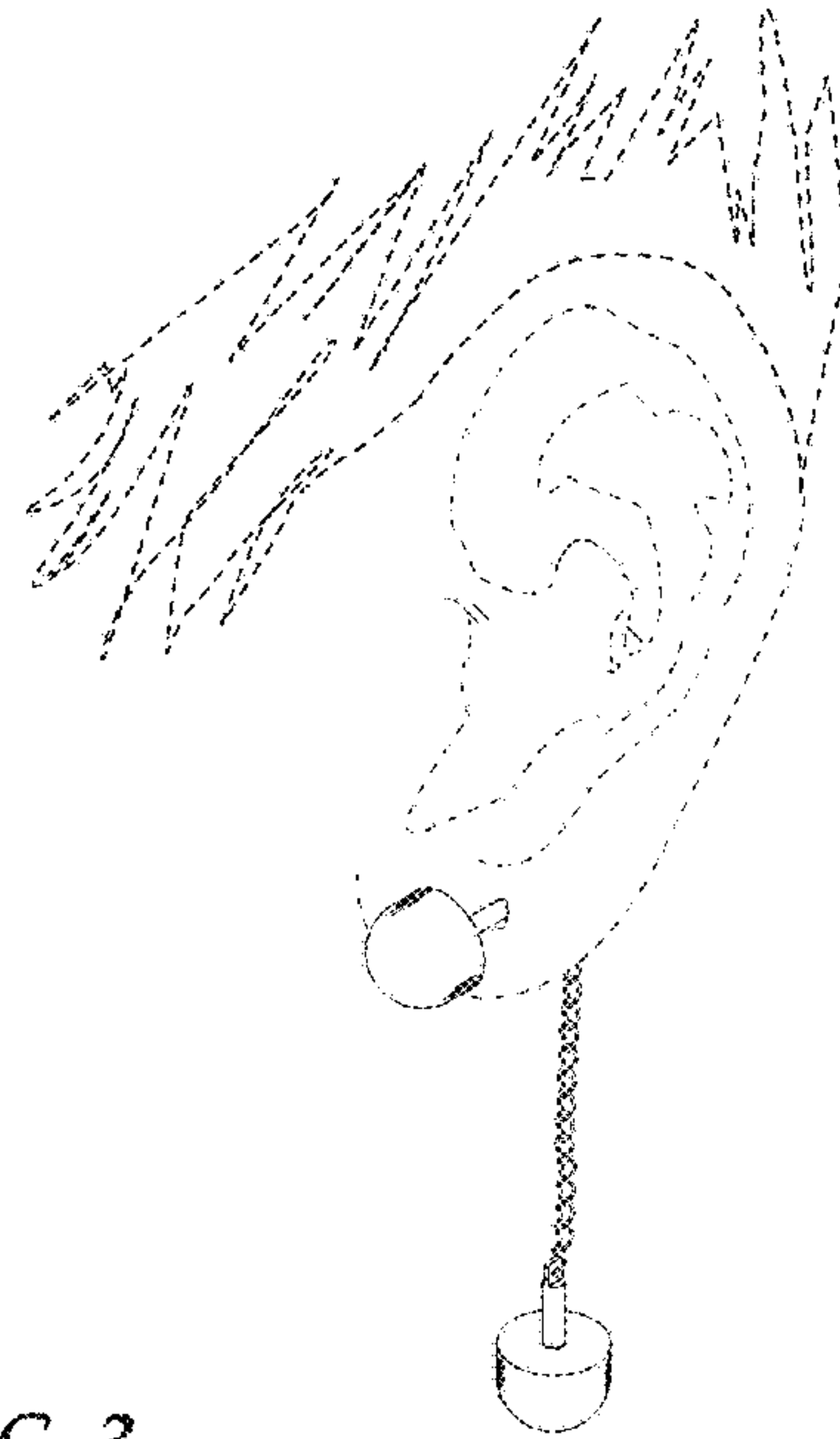


FIG. 3



FIG. 4

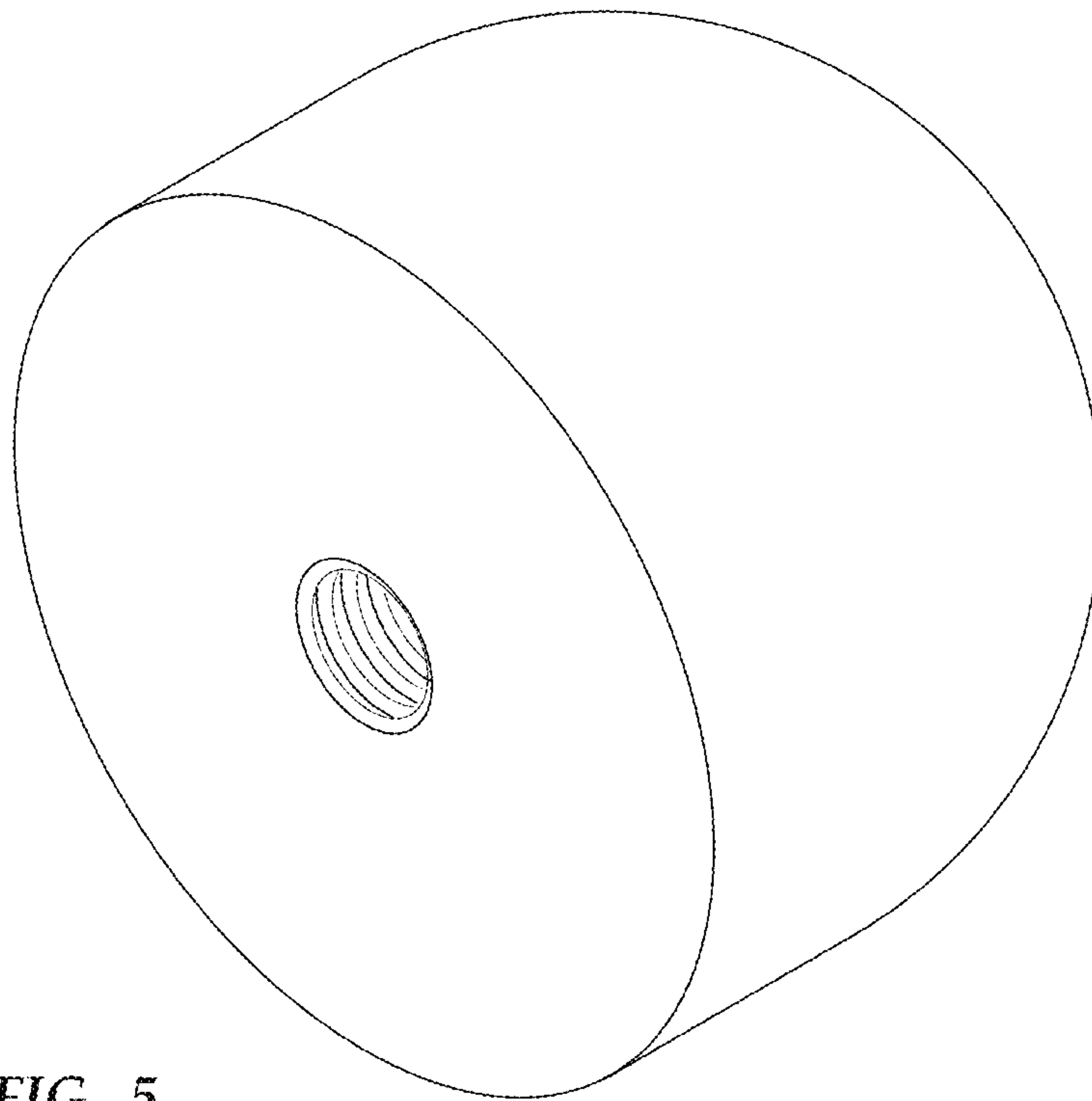


FIG. 5




FIG. 6

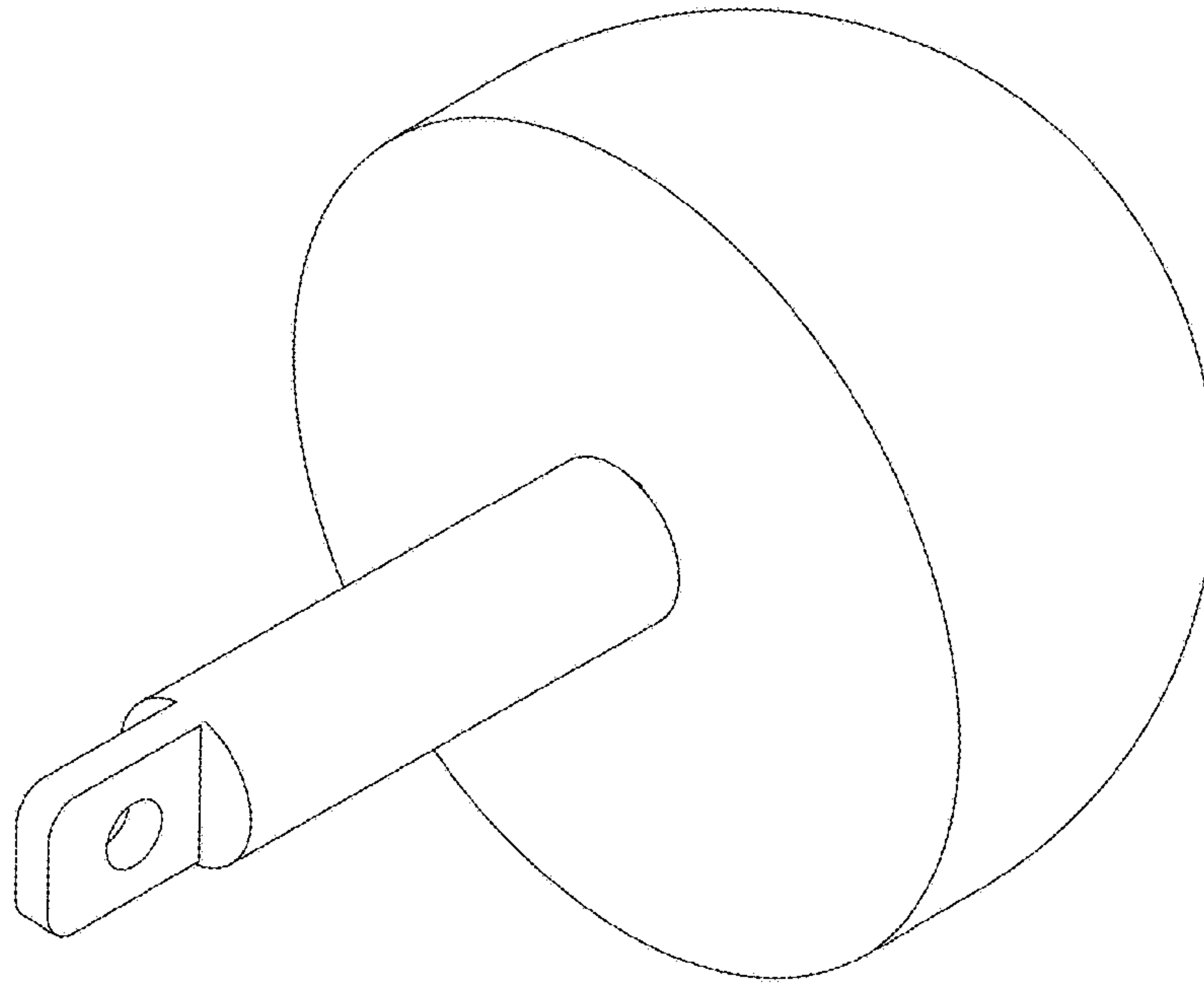


FIG. 7

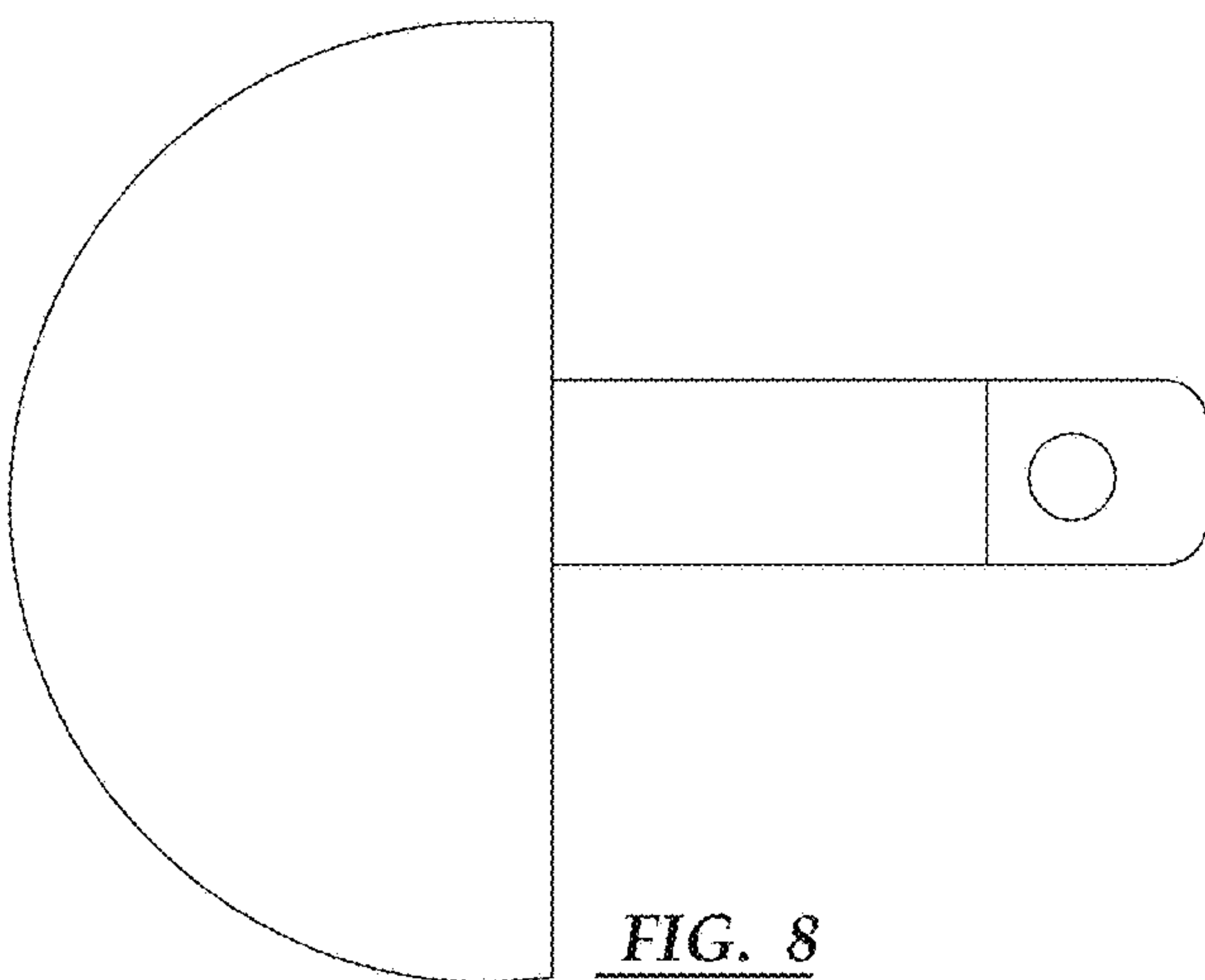


FIG. 8

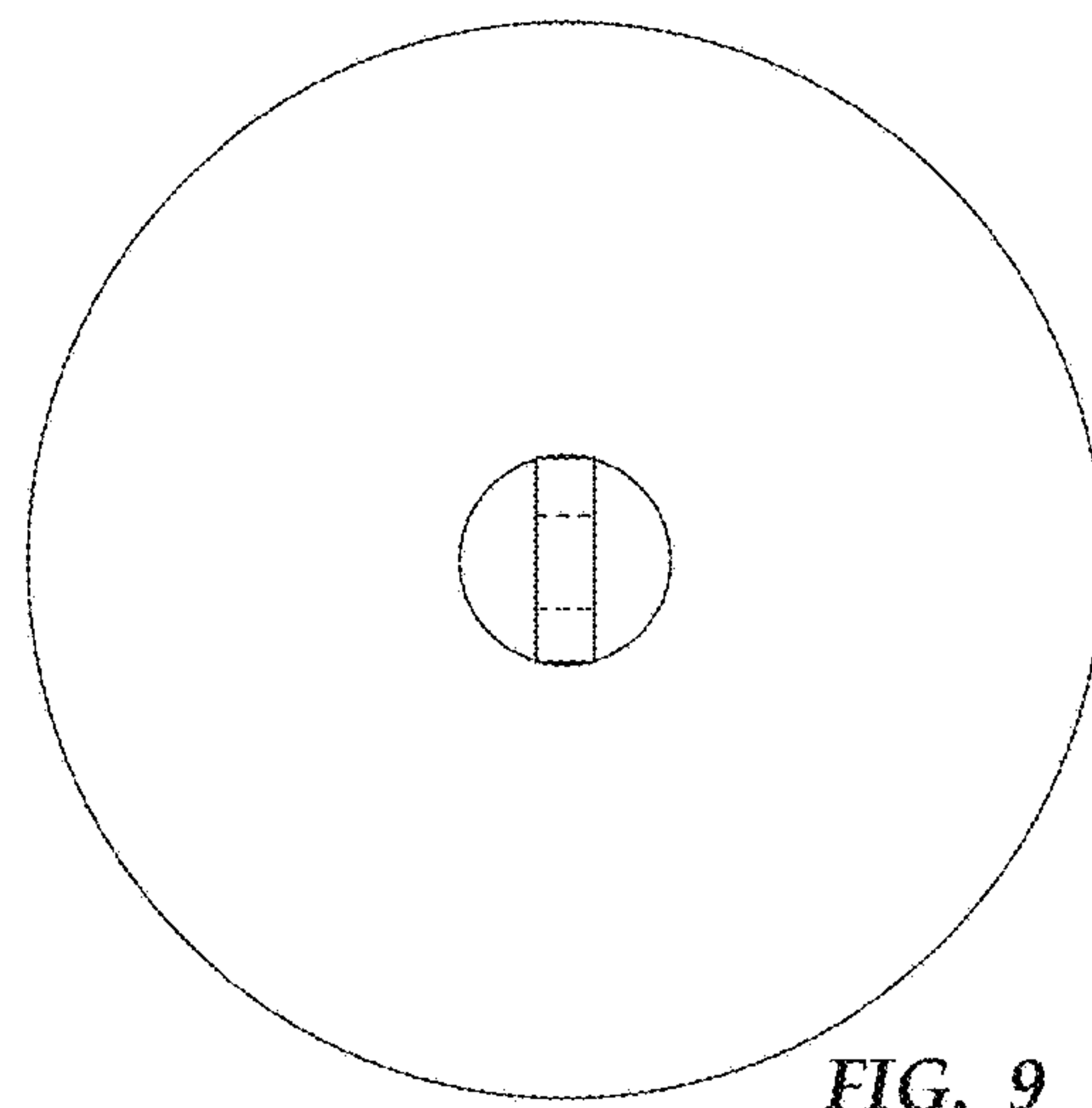


FIG. 9