



US00D822527S

(12) **United States Design Patent** (10) **Patent No.:** **US D822,527 S**
Stern (45) **Date of Patent:** **** Jul. 10, 2018**

(54) **BRACELET**
(71) Applicant: **H. STERN COMÉRCIO E INDÚSTRIA S.A.**, Rio de Janeiro (BR)
(72) Inventor: **Roberto Stern**, Rio de Janeiro (BR)
(73) Assignee: **H. STERN COMÉRCIO E INDÚSTRIA S.A.**, Rio de Janeiro (BR)

D147,762 S * 10/1947 Pennino D11/76
D151,140 S * 9/1948 Katz D11/67
D166,571 S * 4/1952 Philippe D11/76
D170,241 S * 8/1953 Robbins D11/2
D237,100 S * 10/1975 Mechanic D11/34
D248,286 S * 6/1978 Barr D11/33
D270,045 S * 8/1983 Chaumont D11/36
D743,831 S * 11/2015 Yatsugi-Kang D11/34
D760,616 S * 7/2016 Riviere D11/34
D780,027 S * 2/2017 Stern D11/34
D783,441 S * 4/2017 Yatsugi-Kang D11/34

(**) Term: **15 Years**

(21) Appl. No.: **29/548,318**

(22) Filed: **Dec. 11, 2015**

(51) **LOC (11) Cl.** **11-01**

(52) **U.S. Cl.**
USPC **D11/4**

(58) **Field of Classification Search**
USPC D11/1-258
CPC A44C 7/00; A44C 7/002; A44C 7/003;
A44C 7/004; A44C 7/005; A44C 7/006;
A44C 7/007; A44C 7/008; A44C 7/009;
A44C 17/02; A44C 17/0208; A44C
17/0216; A44C 17/0255; A44C 17/0233;
A44C 17/0241; A44C 17/025; A44C
17/0258; A44C 17/0266; A44C 25/00;
A44C 25/001; A44C 25/007; A44C 9/00;
A44C 9/0007; A44C 9/0015; A44C
9/0023; A44C 9/003; A44C 9/0038; A44C
9/0046; A44C 9/0053; A44C 9/0061;
A44C 9/0069; A44C 9/0076; A44C
9/0084; A44C 9/02; A44C 5/00; A44C
5/007; A44C 5/0015; A44C 5/0023; A44C
5/003; A44C 5/0038; A44C 5/0046
See application file for complete search history.

(56) **References Cited**

U.S. PATENT DOCUMENTS

D36,987 S * 6/1904 Abel D11/76
D135,790 S * 6/1943 Sneed D11/86

OTHER PUBLICATIONS

[Online] <http://www.modanoshopping.com.br/wp-content/uploads/2015/12/genesis-colecao-hstern-joias.jpg>. Retrieved Jan. 3, 2017.*

* cited by examiner

Primary Examiner — Melanie Pellegrini
(74) *Attorney, Agent, or Firm* — Hodgson Russ LLP

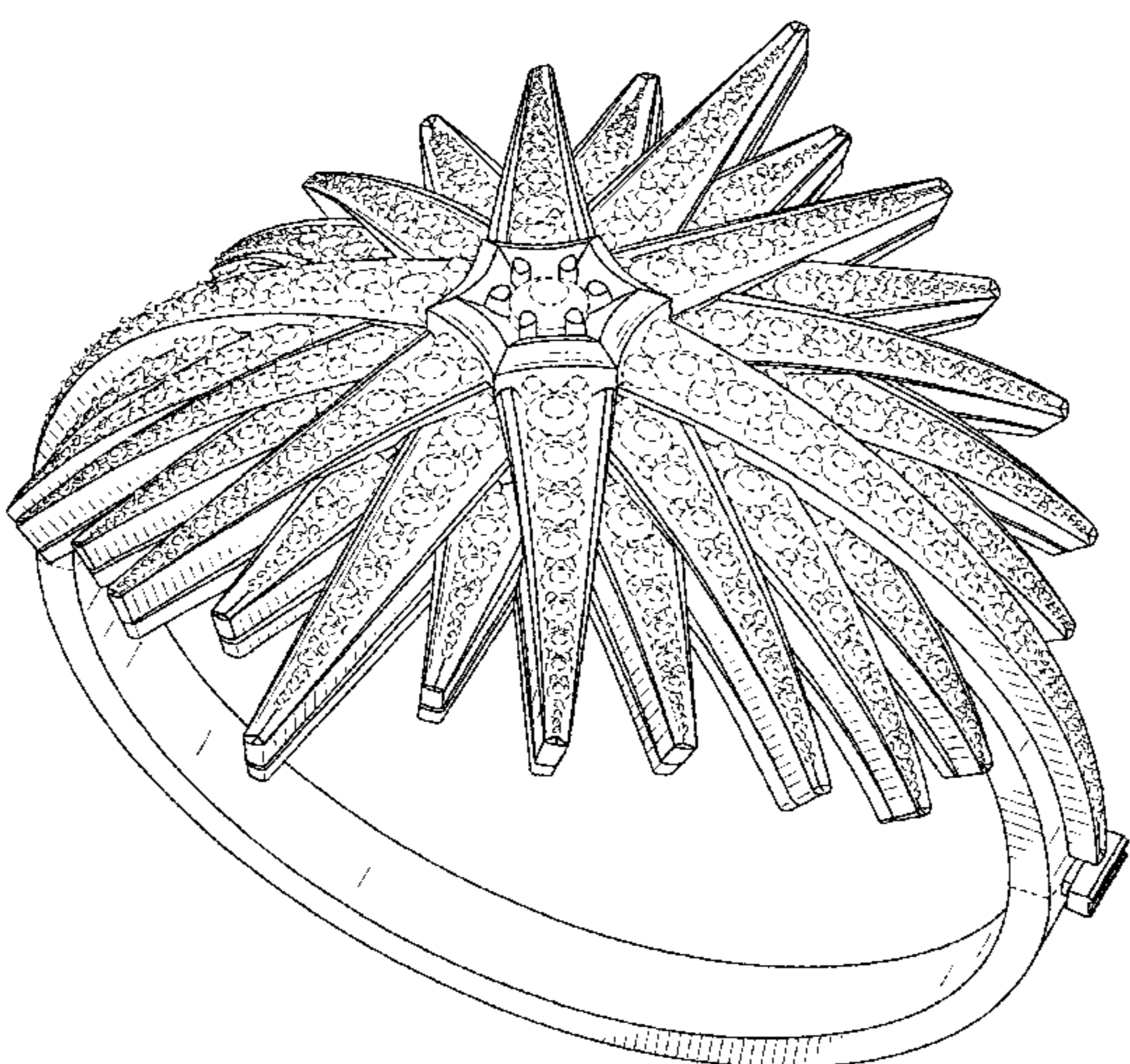
(57) **CLAIM**

The ornamental design for a bracelet, as shown and described.

DESCRIPTION

FIG. 1 is a perspective view of a bracelet showing my new design;
FIG. 2 is a top view thereof;
FIG. 3 is a bottom view thereof;
FIG. 4 is a front view thereof;
FIG. 5 is a rear view thereof;
FIG. 6 is a right side view thereof; and,
FIG. 7 is a left side view thereof.
The broken lines shown in the drawings illustrate portions of the bracelet that form no part of the claimed design.

1 Claim, 7 Drawing Sheets






FIG. 1




FIG. 2




FIG. 3

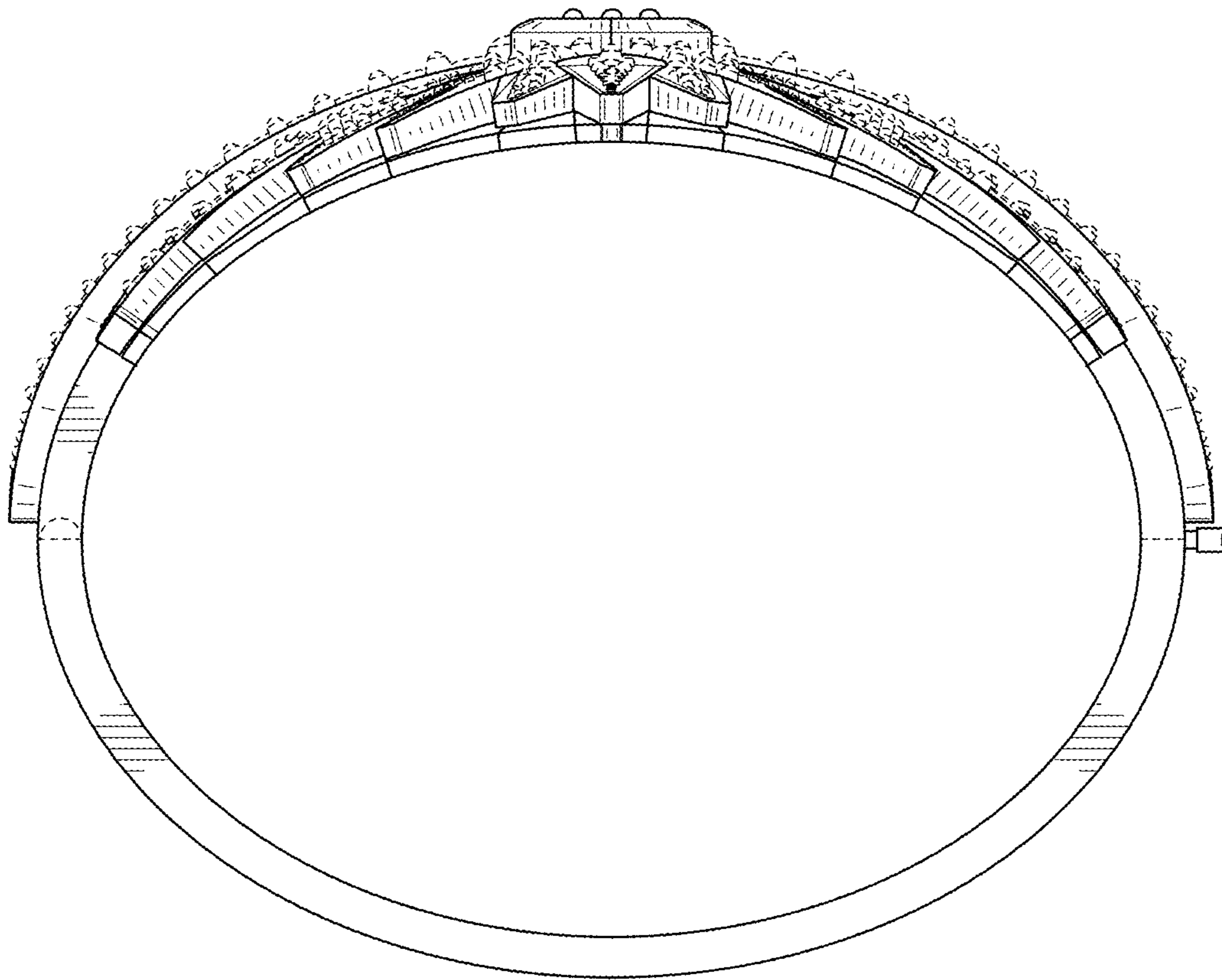


FIG. 4

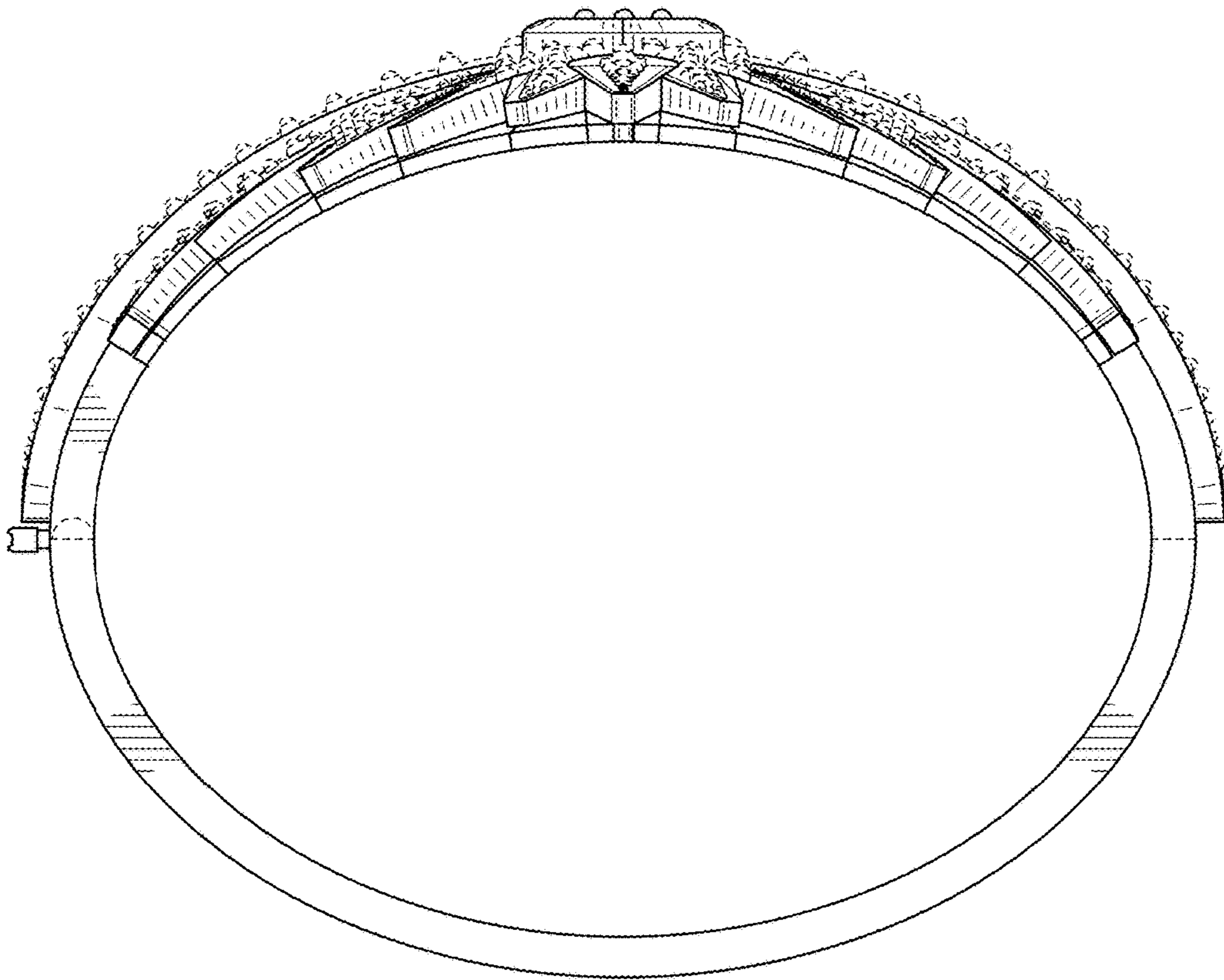


FIG. 5

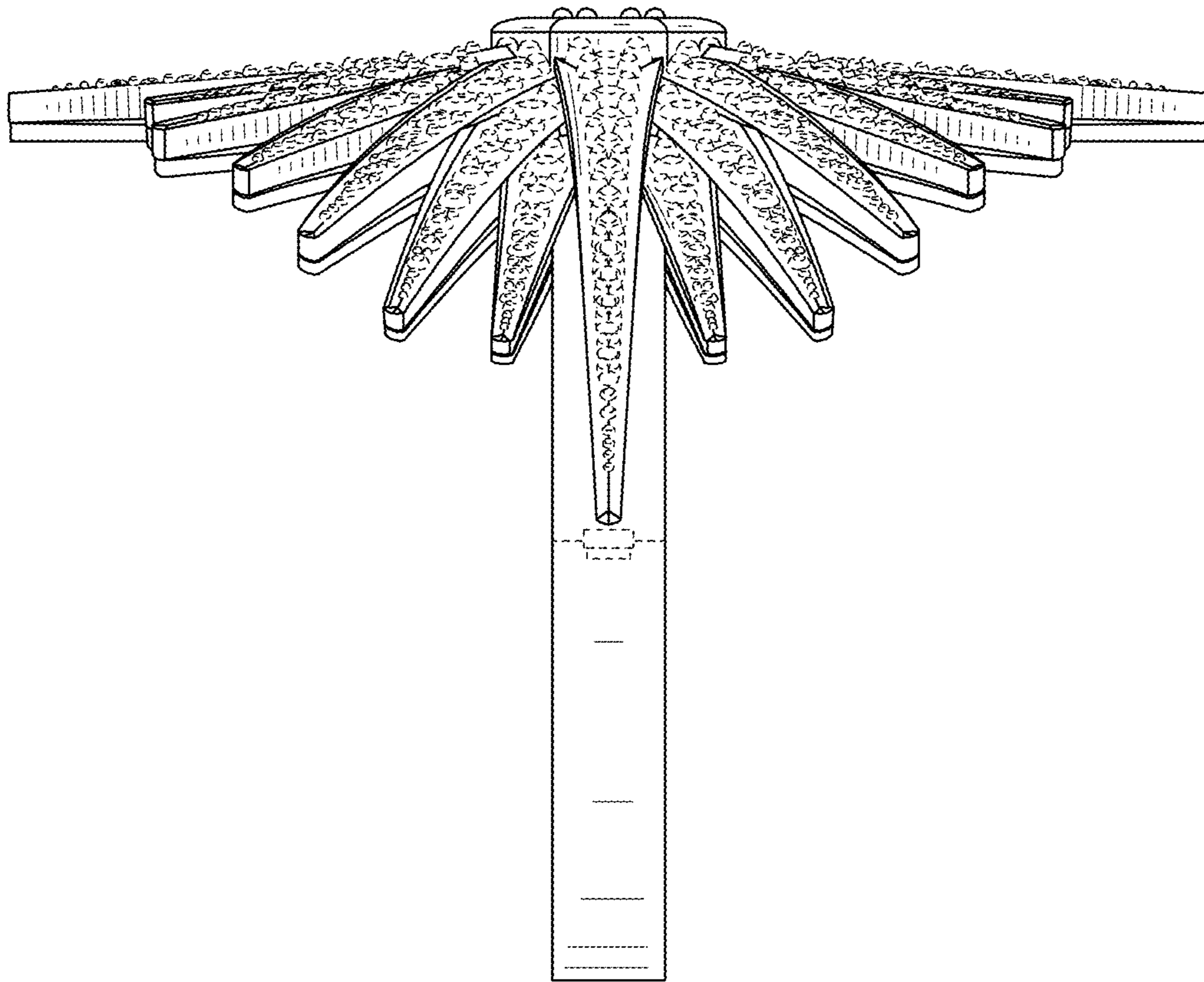


FIG. 6

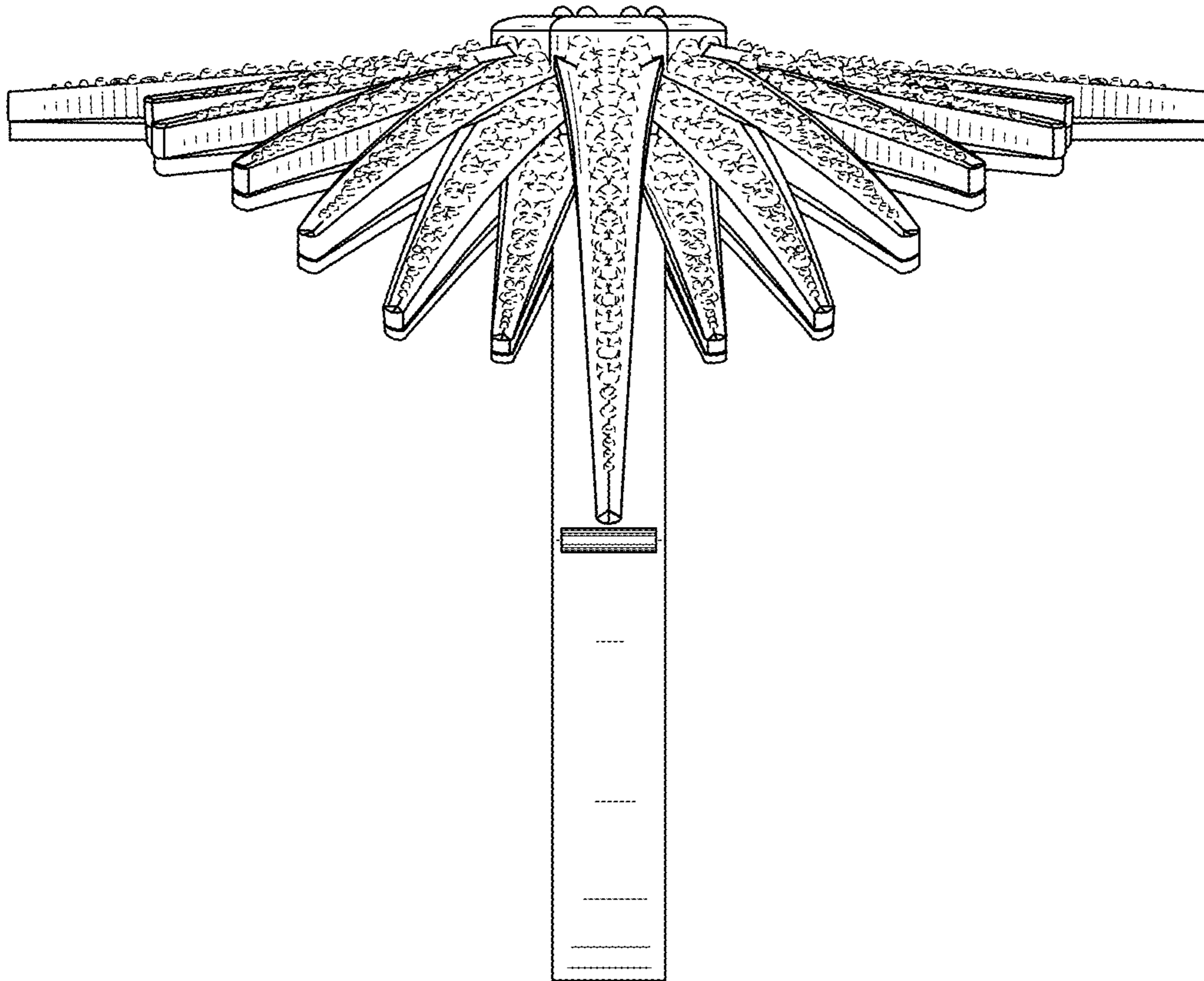


FIG. 7