



US00D822518S

(12) **United States Design Patent** (10) **Patent No.:** **US D822,518 S**
Siminoff et al. (45) **Date of Patent:** **** Jul. 10, 2018**

(54) **WIRELESS ENTRANCE COMMUNICATION DEVICE**

FOREIGN PATENT DOCUMENTS

(71) Applicant: **Ring Inc.**, Santa Monica, CA (US)

CN 3081868D 7/1998
CN 300801060D 7/2008

(Continued)

(72) Inventors: **Mark Siminoff**, Mountain View, CA (US); **James Siminoff**, Pacific Palisades, CA (US); **Spiro Sacre**, Los Angeles, CA (US); **John Modestine**, Los Angeles, CA (US); **Elliott Lemberger**, Santa Monica, CA (US)

OTHER PUBLICATIONS

Ring Video Doorbell 2, date first available Jun. 19, 2017, on Amazon.com [online], [site visited Mar. 15, 2018]. Available from internet, < URL: <https://www.amazon.com/gp/product/B072QLXK2T>> (Year: 2017).*

(73) Assignee: **Ring Inc.**, Santa Monica, CA (US)

Primary Examiner — George D Kirschbaum

(**) Term: **15 Years**

Assistant Examiner — Joseph J Kukella

(21) Appl. No.: **29/637,290**

(74) *Attorney, Agent, or Firm* — Lee & Hayes, PLLC

(22) Filed: **Feb. 15, 2018**

(57) **CLAIM**

Related U.S. Application Data

The ornamental design for a wireless entrance communication device, as shown and described.

(63) Continuation of application No. 29/595,337, filed on Feb. 17, 2017.

DESCRIPTION

(51) **LOC (11) Cl.** **10-05**

(52) **U.S. Cl.**
USPC **D10/118.2**

(58) **Field of Classification Search**
USPC D10/104.1, 108, 116.1, 118, 118.2,
D10/121-126; D16/202, 203, 208, 209,
D16/215; D13/171
CPC ... G08B 3/00; G08B 3/10; G08B 7/00; G08B
7/06
See application file for complete search history.

FIG. 1 is a front perspective view of a preferred embodiment of the wireless entrance communication device according to the present design;
FIG. 2 is a front elevational view of the wireless entrance communication device of FIG. 1;
FIG. 3 is a rear elevational view of the wireless entrance communication device of FIG. 1;
FIG. 4 is a right-side elevational view of the wireless entrance communication device of FIG. 1, the left-side elevational view being a mirror image thereof;
FIG. 5 is a top plan view of the wireless entrance communication device of FIG. 1; and
FIG. 6 is a bottom plan view of the wireless entrance communication device of FIG. 1.

(56) **References Cited**

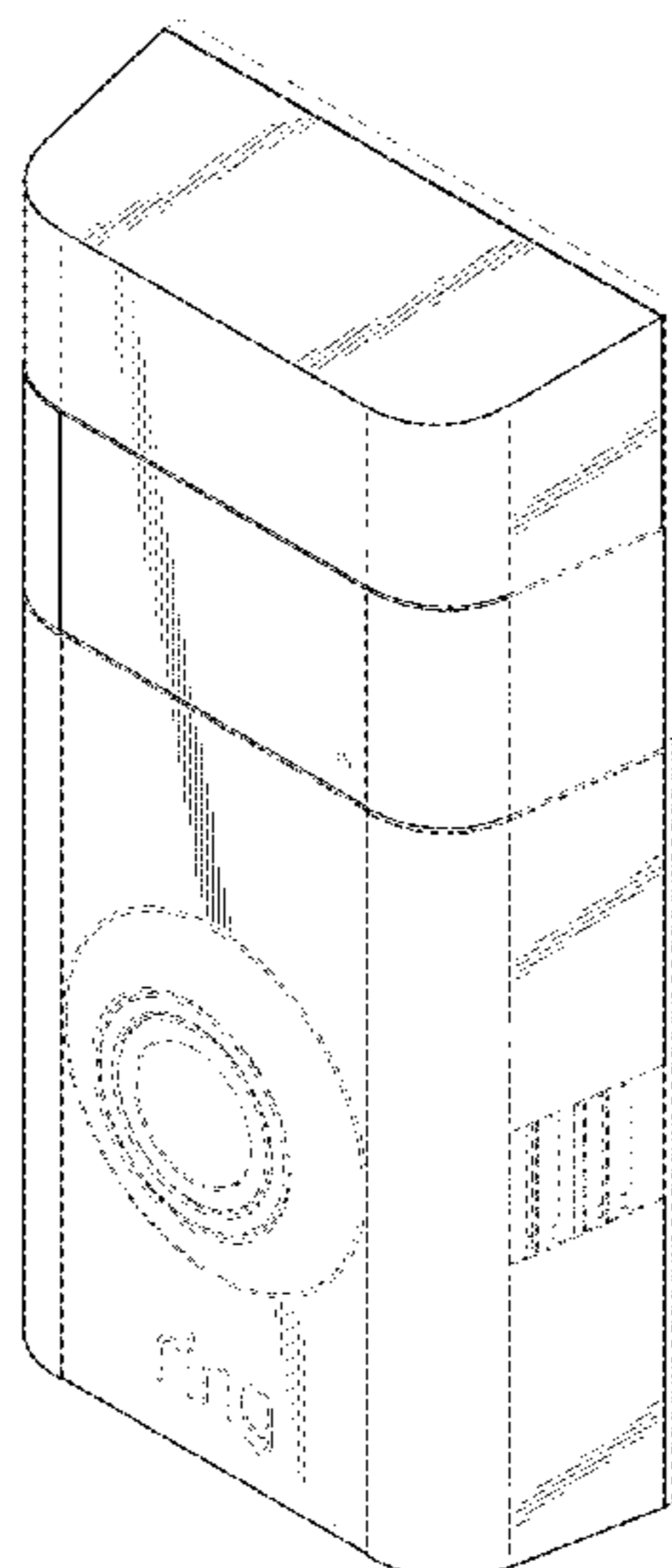
U.S. PATENT DOCUMENTS

D181,376 S * 11/1957 Smith D10/106.1
D197,278 S * 1/1964 Stevenson D13/171
D258,424 S 3/1981 Doggart
D392,576 S 3/1998 Pun

In the drawings, dashed lines depict environmental subject matter only and form no part of the claimed design.

(Continued)

1 Claim, 5 Drawing Sheets



(56)

References Cited

U.S. PATENT DOCUMENTS

D500,751 S 1/2005 Yukikado et al.
 D562,306 S 2/2008 Jeong et al.
 D573,500 S 7/2008 Beland et al.
 D574,742 S 8/2008 Spencer
 D591,321 S * 4/2009 Sheppard D16/202
 D605,542 S 12/2009 Ho
 D609,727 S * 2/2010 Adolfsson D16/200
 D610,031 S 2/2010 Beland et al.
 D612,882 S * 3/2010 Kim D16/202
 D621,795 S 8/2010 Tsui et al.
 D633,930 S * 3/2011 Dinger D16/202
 D635,102 S 3/2011 Tsui et al.
 D636,286 S 4/2011 Khor et al.
 D636,287 S 4/2011 Khor et al.
 D636,424 S * 4/2011 Lin D16/202
 D637,099 S 5/2011 Khor et al.
 D641,771 S * 7/2011 Sasaki D16/202
 D666,656 S * 9/2012 Furlan D16/202
 D666,657 S * 9/2012 Furlan D16/202
 D666,658 S * 9/2012 Furlan D16/202
 D666,659 S * 9/2012 Furlan D16/202
 D698,841 S * 2/2014 Lee D16/202
 D707,147 S 6/2014 Crippa et al.
 D710,727 S 8/2014 Siminoff
 D710,728 S 8/2014 Siminoff
 D721,113 S * 1/2015 Huang D16/202
 D736,845 S * 8/2015 Yilin D16/203
 D749,006 S 2/2016 Ure et al.
 D752,011 S 3/2016 Takahata
 D754,231 S * 4/2016 Murray D16/202
 D764,958 S 8/2016 Scalisi
 D765,530 S 9/2016 Scalisi
 D766,865 S 9/2016 Tani
 D774,875 S 12/2016 Yu
 D778,195 S 2/2017 Li
 9,584,775 B2 2/2017 Siminoff et al.
 D782,282 S 3/2017 Huang et al.
 D787,359 S 5/2017 Scalisi
 D788,061 S * 5/2017 Siminoff D10/118.2
 D789,820 S 6/2017 Siminoff et al.
 D792,192 S 7/2017 Huang et al.
 D793,268 S 8/2017 Ye
 D798,177 S 9/2017 Siminoff et al.
 D801,843 S 11/2017 Siminoff
 D802,463 S 11/2017 Siminoff et al.
 9,819,713 B2 11/2017 Siminoff et al.
 D806,773 S 1/2018 Wieser et al.
 2004/0124978 A1 7/2004 Chen
 2016/0330403 A1 11/2016 Siminoff
 2017/0160137 A1 6/2017 Jeong
 2017/0160138 A1 6/2017 Jeong et al.
 2017/0163944 A1 6/2017 Jeong
 2017/0171516 A1 6/2017 Modestine et al.
 2017/0171517 A1 6/2017 Modestine et al.
 2017/0171518 A1 6/2017 Modestine et al.
 2017/0195639 A1 7/2017 Gluckman et al.
 2017/0251035 A1 8/2017 Siminoff et al.
 2017/0251173 A1 8/2017 Siminoff et al.
 2017/0251182 A1 8/2017 Siminoff et al.
 2017/0272269 A1 9/2017 Siminoff
 2017/02722652 A1 9/2017 Siminoff et al.
 2017/0272706 A1 9/2017 Jeong
 2017/0280112 A1 9/2017 Siminoff
 2017/0289450 A1 10/2017 Lemberger
 2017/0294694 A1 10/2017 Tso et al.
 2017/0322942 A1 11/2017 Duda et al.
 2017/0323591 A1 11/2017 Siminoff et al.
 2017/0358186 A1 12/2017 Harpole

FOREIGN PATENT DOCUMENTS

CN 300955818D 7/2009
 CN 300974854D 8/2009
 CN 301122354D 1/2010
 CN 301478976 S 3/2011

CN 301551981 S 5/2011
 CN 301611656 S 7/2011
 CN 301633680 S 8/2011
 CN 301665587 S 9/2011
 CN 301678882 S 9/2011
 CN 301853516 S 3/2012
 CN 301860768 S 3/2012
 CN 301895157 S 4/2012
 CN 301923959 S 5/2012
 CN 302143296 S 10/2012
 CN 302202377 S 11/2012
 CN 302294861 S 1/2013
 CN 302445674 S 5/2013
 CN 302534164 S 8/2013
 CN 302670380 S 12/2013
 CN 302803522 S 4/2014
 CN 303042049 S 4/2014
 CN 302888886 S 7/2014
 CN 302895510 S 7/2014
 CN 302993301 S 11/2014
 CN 303011099 S 11/2014
 CN 303032510 S 12/2014
 CN 303095909 S 2/2015
 CN 303106808 S 2/2015
 CN 303127089 S 3/2015
 CN 303309010 S 7/2015
 CN 303415611 S 10/2015
 CN 303571661 S 1/2016
 CN 303603948 S 3/2016
 CN 303699968 S 6/2016
 CN 303701786 S 6/2016
 CN 303770686 8/2016
 CN 303803938 S 8/2016
 CN 304045010 S 8/2016
 CN 303838893 S 9/2016
 CN 303870855 S 9/2016
 CN 303911541 S 11/2016
 CN 303947146 S 11/2016
 CN 303958058 S 12/2016
 CN 303977113 S 12/2016
 CN 304005502 S 1/2017
 CN 304014195 S 1/2017
 CN 304056650 S 2/2017
 CN 304056652 S 2/2017
 CN 304104367 S 4/2017
 CN 304116716 S 4/2017
 CN 304175743 S 6/2017
 CN 304191161 S 6/2017
 CN 304191165 S 6/2017
 CN 304270776 S 9/2017
 CN 304279388 S 9/2017
 CN 304306129 S 10/2017
 CN 304344294 S 11/2017
 CN 304354072 11/2017
 EM 000044466-0004 10/2003
 EM 000049390-0001 10/2003
 EM 000132790-0004 5/2004
 EM 000146642-0001 6/2004
 EM 000180823-0001 7/2004
 EM 000176672-0001 8/2004
 EM 000691977-0001 5/2007
 EM 000775986-0007 8/2007
 EM 000839311-0003 1/2008
 EM 000913298-0017 5/2008
 EM 000913298-0025 5/2008
 EM 000930722-0004 5/2008
 EM 001603069-0007 8/2009
 EM 001603069-0009 8/2009
 EM 001603069-0010 8/2009
 EM 001605163-0001 9/2009
 EM 001657867-0004 1/2010
 EM 001657867-0003 2/2010
 EM 001730946-0002 7/2010
 EM 002294181-0001 8/2013
 EM 002482158-0001 6/2014
 EM 002622332-0003 1/2015
 EM 002834226-0002 11/2015
 EM 003435965-0001 1/2017
 GB 2065450 5/1997

(56)

References Cited

FOREIGN PATENT DOCUMENTS

JP 1076633 7/2000
 JP 1125530 11/2001
 JP 1142159 5/2002
 JP 1142263 5/2002
 JP 1182477 8/2003
 JP 1182480 8/2003
 JP 1253840 4/2004
 JP 1226392 12/2004
 JP 1226408 12/2004
 JP 1228616 1/2005
 JP 1244595 7/2005
 JP 1249477 8/2005
 JP 1249478 8/2005
 JP 1254151 10/2005
 JP 1270247 5/2006
 JP 1281984 9/2006
 JP 1254084 10/2006
 JP 1254403 10/2006

JP 1261906 1/2007
 JP 1335074 7/2008
 JP 1339864 9/2008
 JP 1376014 12/2009
 JP 1405982 1/2011
 JP 1524973 6/2015
 KR 300866651.0000 7/2013
 KR 300778965.0000 1/2015
 KR 300844291.0000 3/2016
 KR 300867682.0000 8/2016
 KR 300906526.0000 5/2017
 KR 300911751.0000 6/2017
 KR 300915848.0000 7/2017
 KR 300933857.0000 11/2017
 WO 078154 5/2012
 WO 081439-0004 8/2013
 WO 082316-0003 12/2013
 WO 085822 3/2015
 WO 090425-0001 5/2016
 WO 094044-0001 1/2017

* cited by examiner

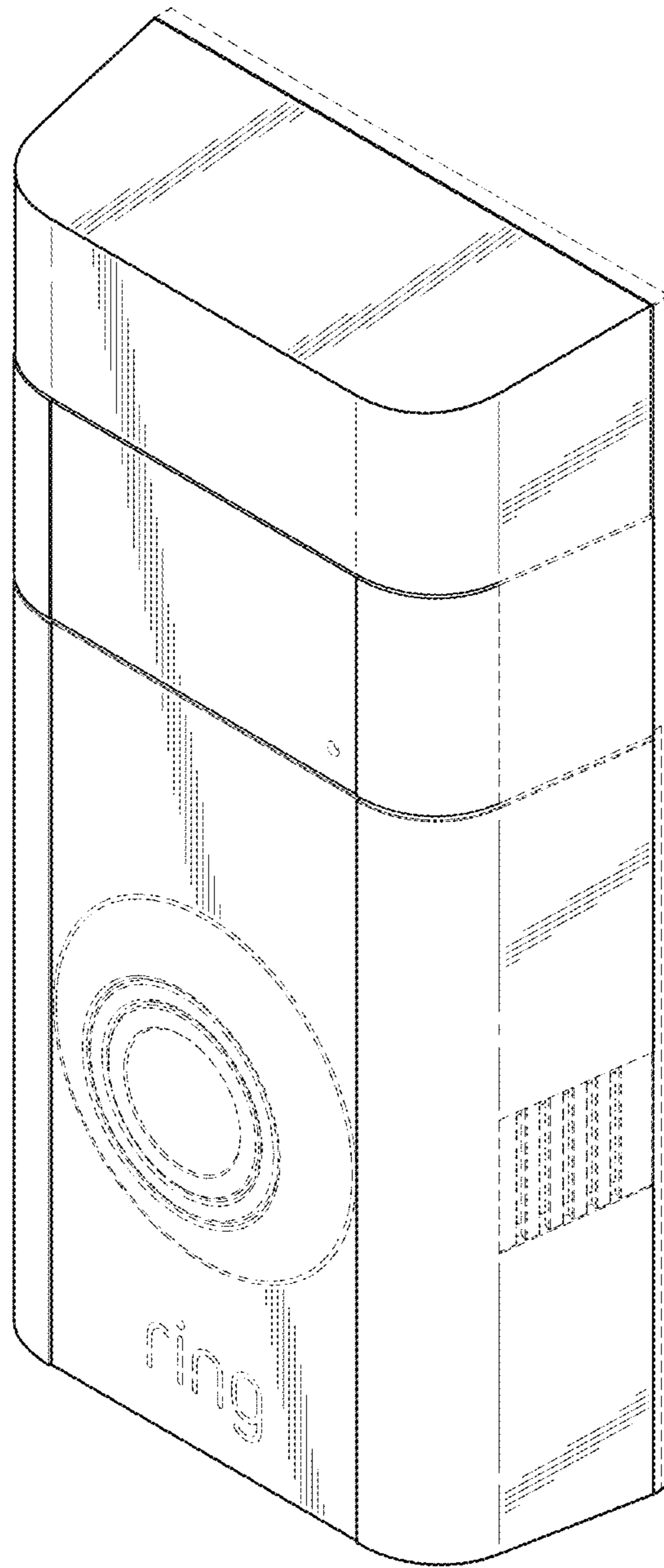


FIG. 1

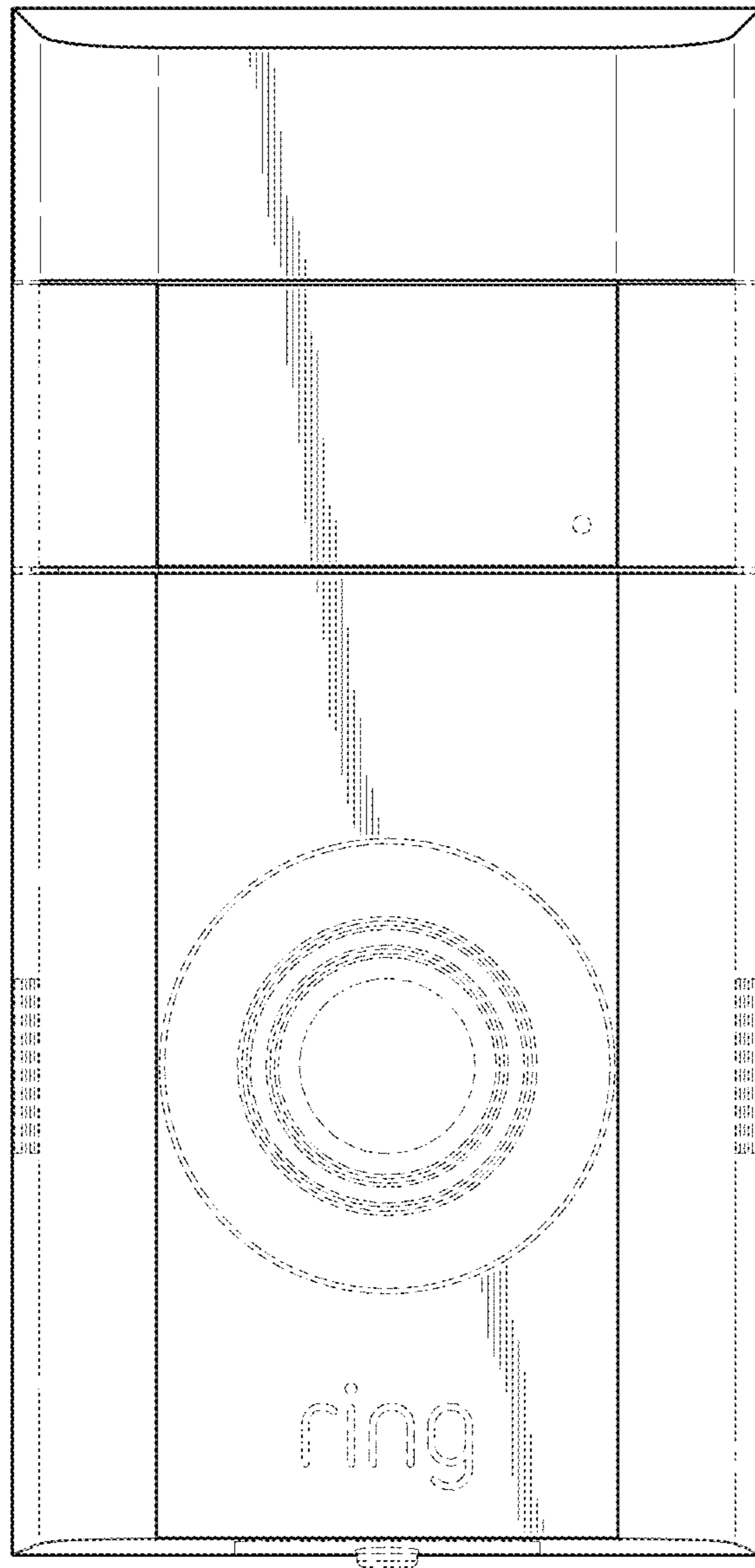


FIG. 2

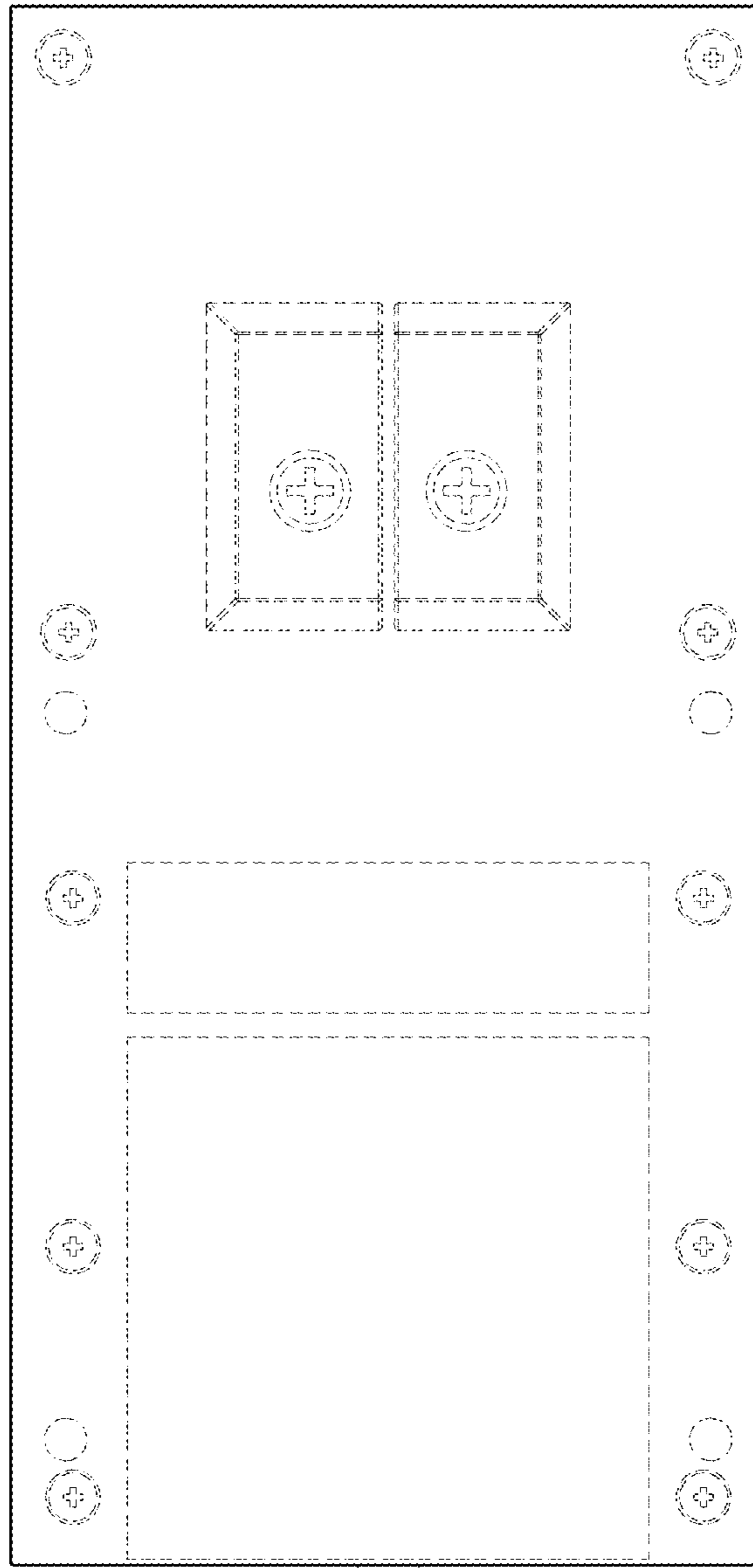


FIG. 3

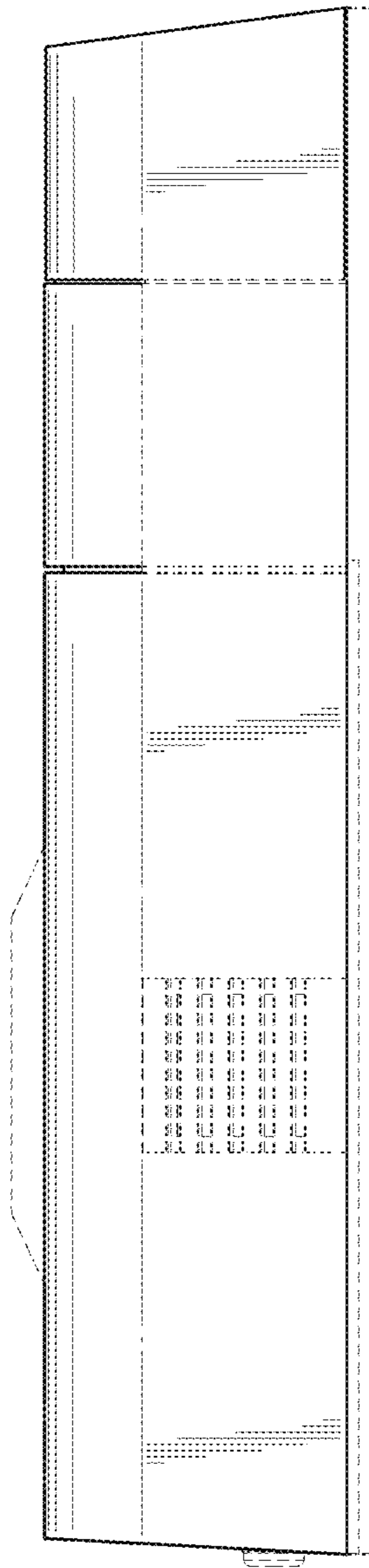


FIG. 4

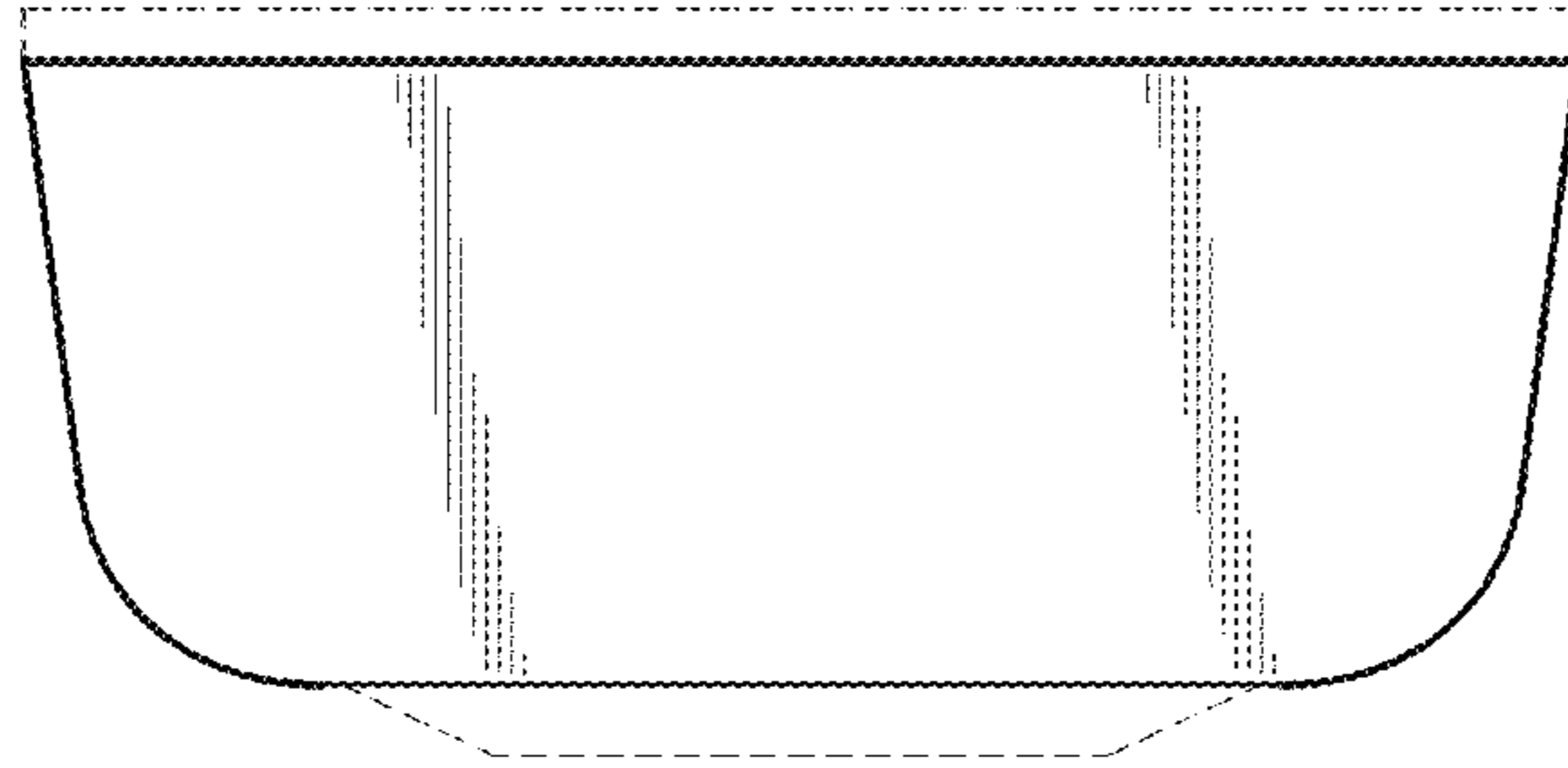


FIG. 5

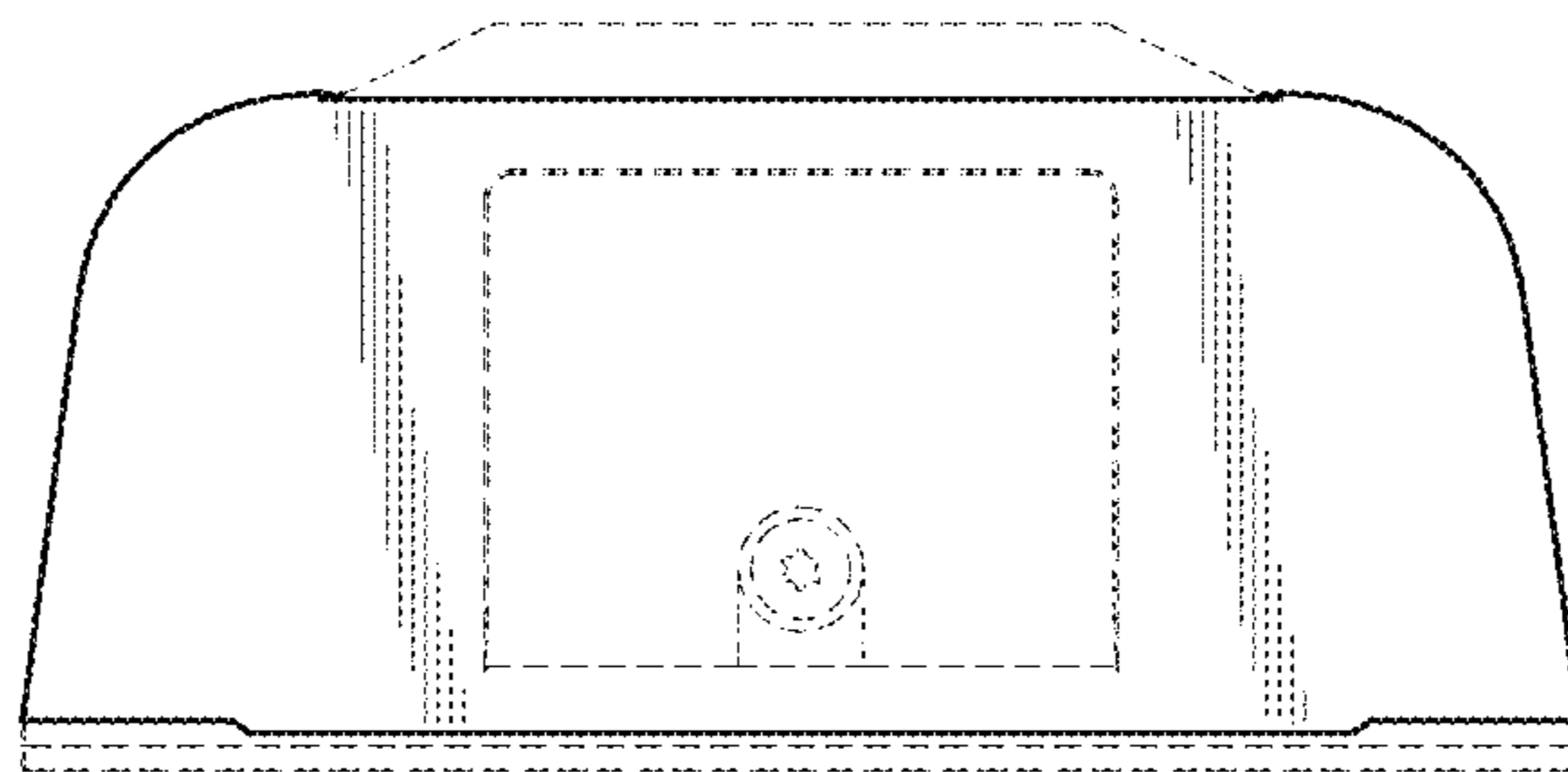


FIG. 6