



US00D822514S

(12) **United States Design Patent** (10) **Patent No.:** **US D822,514 S**
Sanroma et al. (45) **Date of Patent:** **** Jul. 10, 2018**

(54) **PORTABLE NATURAL GAS MOISTURE ANALYZER**

7,581,453 B2 9/2009 Ao et al.
 7,750,502 B1 * 7/2010 Haun G01D 11/24
 307/64

(71) Applicant: **General Electric Company**,
Schenectady, NY (US)

7,942,068 B2 5/2011 Ao et al.
 7,954,387 B1 6/2011 Furlong
 8,054,094 B1 11/2011 Langoju et al.
 8,121,804 B2 2/2012 Mahalingam et al.
 8,264,246 B2 9/2012 Mahalingam et al.

(72) Inventors: **John Sanroma**, Billerica, MA (US);
John Poole, Billerica, MA (US);
Aniruddha Sudheer Weling, Billerica,
MA (US); **Gene Berkowitz**, Billerica,
MA (US)

(Continued)

(**) Term: **15 Years**

(21) Appl. No.: **29/588,994**

(22) Filed: **Dec. 27, 2016**

(51) **LOC (11) Cl.** **10-04**

(52) **U.S. Cl.**
USPC **D10/78; D10/81**

(58) **Field of Classification Search**
USPC D10/75, 78, 81
CPC . G01N 33/00; G01N 27/626; Y10T 29/49108
See application file for complete search history.

(56) **References Cited**

U.S. PATENT DOCUMENTS

D221,001 S * 6/1971 Sylvester D10/102
 D238,562 S * 1/1976 Sylvester D10/46
 4,589,971 A 5/1986 Mayeaux
 4,765,193 A * 8/1988 Holden G01N 33/0009
 73/198
 4,786,472 A * 11/1988 McConnell G01N 1/24
 422/119
 D318,627 S * 7/1991 Frederick D10/46
 D319,987 S * 9/1991 Ueno D10/78
 5,305,231 A * 4/1994 Coppler G01N 33/0008
 702/24
 6,042,634 A 3/2000 Van Tassel et al.
 6,047,602 A 4/2000 Lynnworth
 D518,393 S * 4/2006 Nesenoff D10/75

OTHER PUBLICATIONS

GE Oil & Gas. Safire 2.0 Multiphase Flow Meter Brochure (2015).
(Continued)

Primary Examiner — Antoine D Davis

(74) *Attorney, Agent, or Firm* — Mintz Levin Cohn Ferris
Glovsky and Popeo, P.C.

(57) **CLAIM**

The ornamental design for a portable natural gas moisture analyzer, as shown and described.

DESCRIPTION

FIG. 1 is a front perspective view of a portable natural gas moisture analyzer according to the present invention.

FIG. 2 is a top view of the portable natural gas moisture analyzer of FIG. 1.

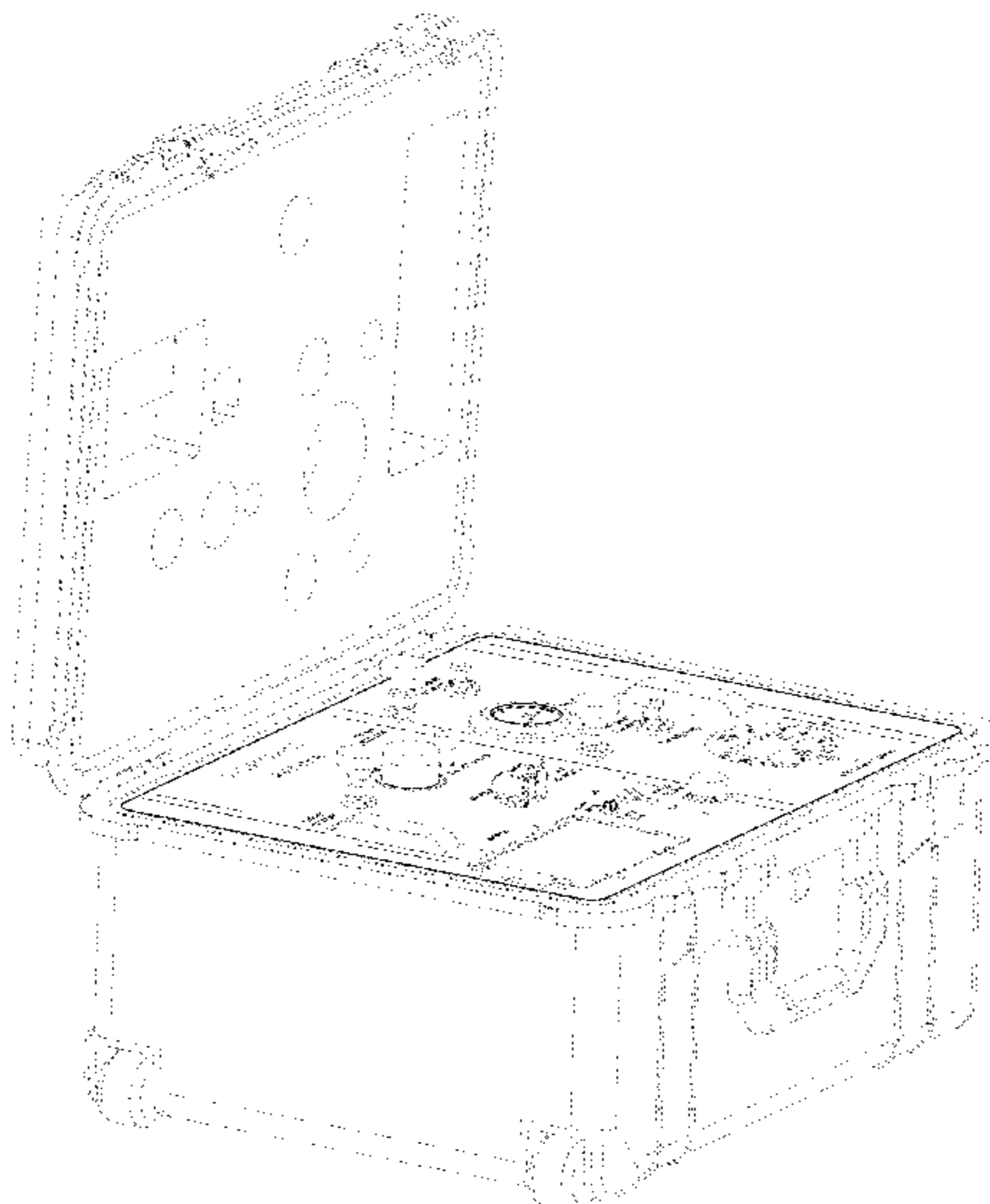
FIG. 3 is a front view of the portable natural gas moisture analyzer of FIG. 1.

FIG. 4 is a left side view of the portable natural gas moisture analyzer of FIG. 1; and,

FIG. 5 is a right side view of the portable natural gas moisture analyzer of FIG. 1.

The portable natural gas moisture analyzer includes a plain and unornamented back and bottom, which are not shown. Where applicable, elements are shown in broken lines herein for illustrative purposes only, and form no part of the claimed design.

1 Claim, 5 Drawing Sheets



(56)

References Cited

U.S. PATENT DOCUMENTS

8,429,985 B2 4/2013 Furlong
 8,508,238 B2 8/2013 Mahalingam et al.
 8,511,144 B2 8/2013 Goravar et al.
 8,547,554 B2 10/2013 Liu et al.
 8,726,739 B2 5/2014 May et al.
 8,855,947 B2 10/2014 Sheila-Vadde et al.
 8,892,379 B2 11/2014 Langoju et al.
 8,919,209 B2 12/2014 Furlong
 8,963,562 B2 2/2015 Basu et al.
 8,978,476 B2 3/2015 Ao et al.
 9,051,727 B1 6/2015 Carlton et al.
 9,234,777 B2 1/2016 Ao et al.
 9,297,679 B2 3/2016 Furlong et al.
 D753,522 S * 4/2016 Griffiths D10/78
 9,343,055 B2 5/2016 Ao et al.
 9,347,807 B2 5/2016 Ao et al.
 9,435,782 B2 * 9/2016 Lenz G01N 33/0075
 2004/0079887 A1 4/2004 May
 2007/0246653 A1 10/2007 Zhou

2008/0281528 A1 11/2008 Relle, Jr.
 2010/0171505 A1 * 7/2010 Norgaard G01N 27/626
 324/468
 2014/0260659 A1 9/2014 Sheila-Vadde et al.
 2015/0097579 A1 4/2015 Sharma et al.
 2015/0316452 A1 11/2015 Progar
 2016/0131601 A1 5/2016 Sharma et al.

OTHER PUBLICATIONS

GE Oil & Gas. Safire 2.0 Multiphase Flow Meter Datasheet (2015).
 U.S. Appl. No. 62/310,333 entitled "Fluid Analyzer Absorption Cell" filed Mar. 18, 2016.
 U.S. Appl. No. 62/334,531 entitled "Dewatering a Chemical Storage Tank" filed May 11, 2016.
 U.S. Appl. No. 62/439,273 entitled "Portable Moisture Analyzer for Natural Gas" filed Dec. 27, 2016.
 International Search Report for Application No. PCT/US2017/068428 dated Mar. 8, 2018 (3 pages).

* cited by examiner

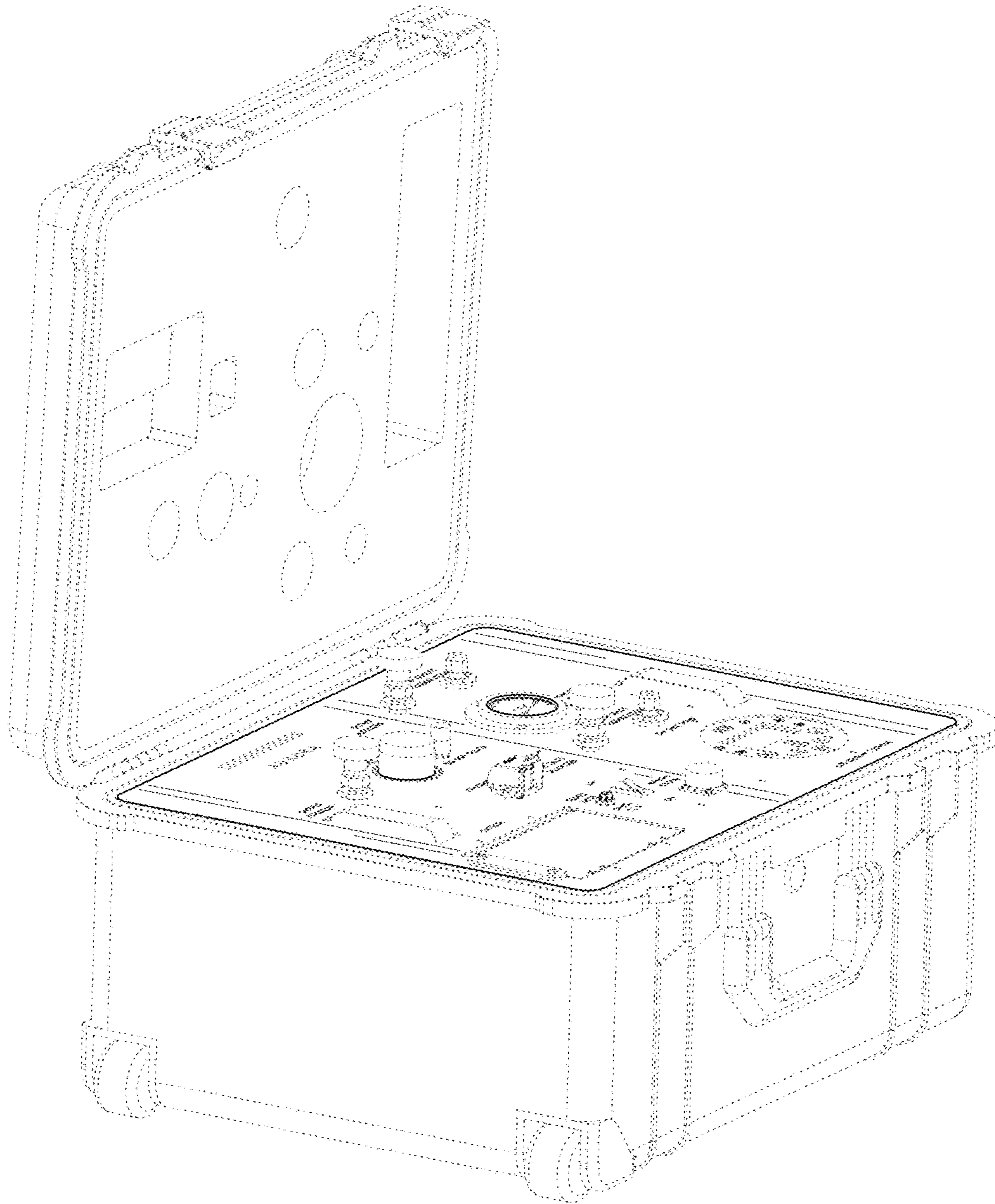


FIG. 1

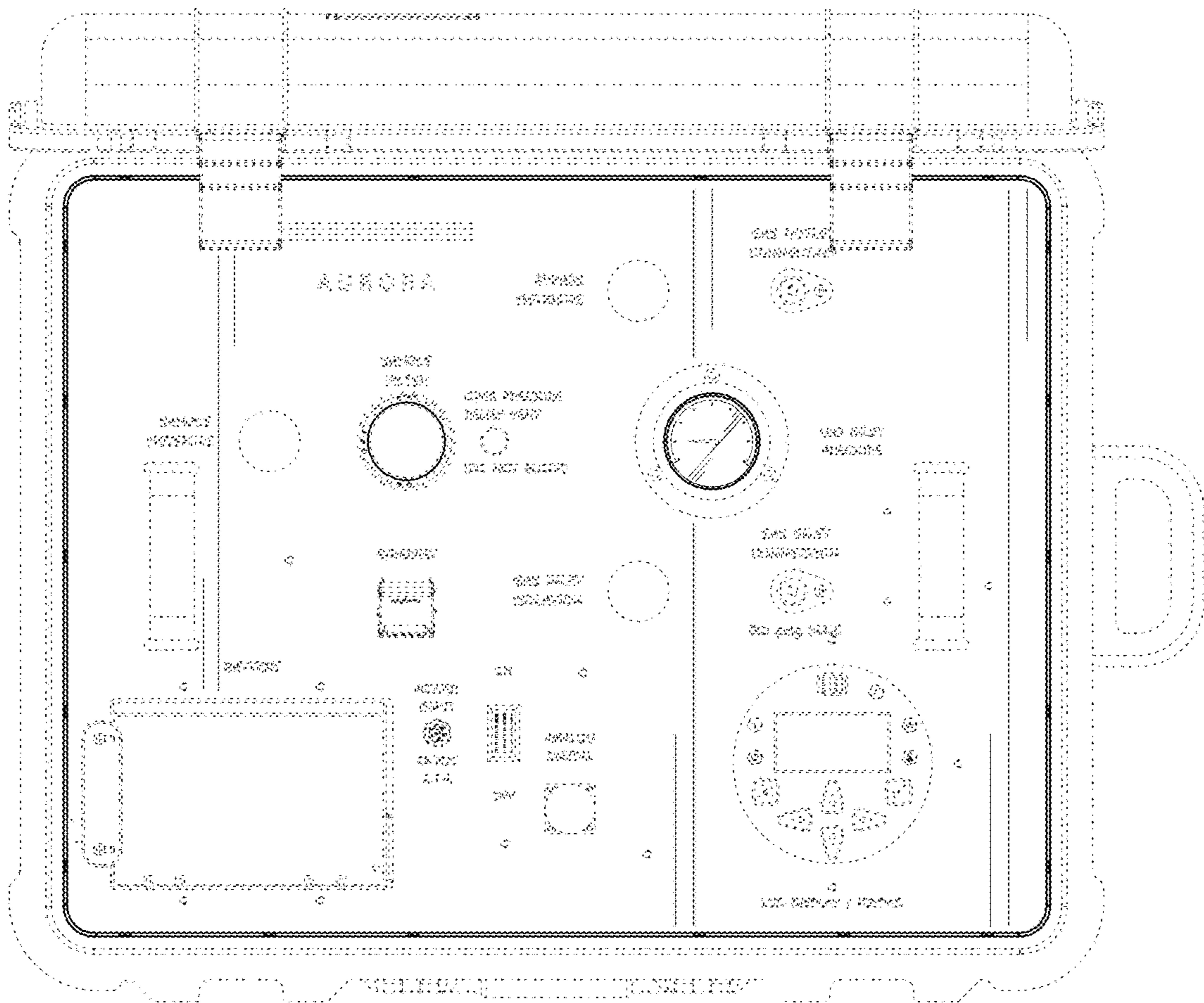


FIG. 2

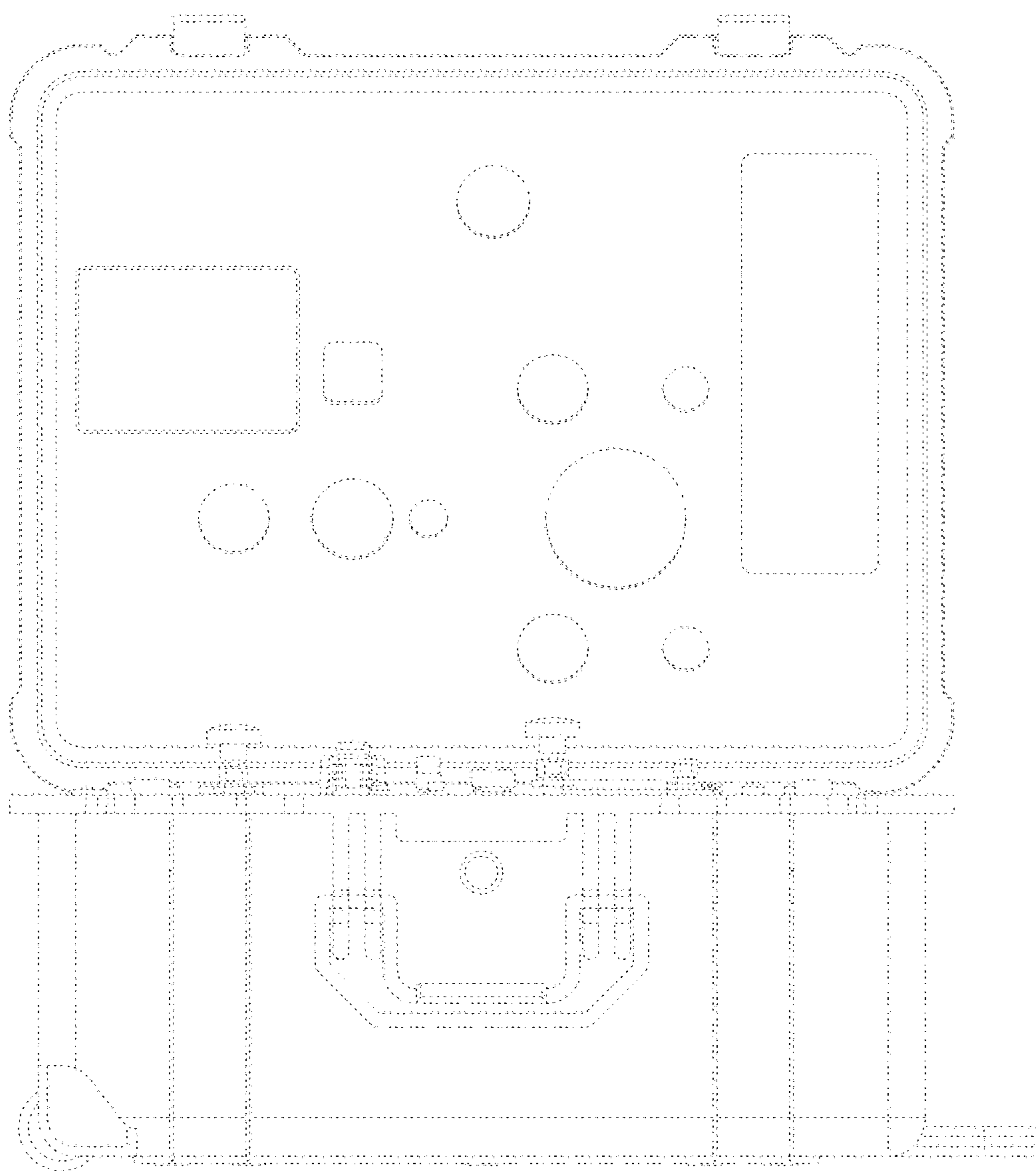


FIG. 3




FIG. 4




FIG. 5