



US00D822504S

(12) **United States Design Patent**
Sahatjian

(10) **Patent No.:** **US D822,504 S**

(45) **Date of Patent:** **** *Jul. 10, 2018**

(54) **CONTAINER**

CPC ... B65D 1/00; B65D 1/02; B65D 1/09; B65D 1/10; B65D 1/32; B65D 1/0223; B65D 33/00; B65D 33/24; B65D 31/00; B65D 31/10; B65D 31/16

(71) Applicant: **Sarine Sahatjian**, Simi Valley, CA (US)

See application file for complete search history.

(72) Inventor: **Sarine Sahatjian**, Simi Valley, CA (US)

(56) **References Cited**

(*) Notice: This patent is subject to a terminal disclaimer.

U.S. PATENT DOCUMENTS

(**) Term: **15 Years**

D484,972 S *	1/2004	Steele, IV	D9/707
D578,019 S *	10/2008	Friedland	D9/707
D606,882 S *	12/2009	Sharp	D9/707
D655,201 S *	3/2012	Schuch	D9/707
D685,029 S *	6/2013	Cooper	D19/69
D699,127 S *	2/2014	Garrity	D9/707
D768,007 S *	10/2016	Kim	D9/710
D778,730 S *	2/2017	Sahatjian	D9/707
D799,336 S *	10/2017	Sahatjian	D9/696

(21) Appl. No.: **29/580,565**

(22) Filed: **Oct. 11, 2016**

* cited by examiner

Related U.S. Application Data

(63) Continuation-in-part of application No. 29/555,278, filed on Feb. 19, 2016, now Pat. No. Des. 791,614, which is a continuation-in-part of application No. 29/553,900, filed on Feb. 5, 2016, now Pat. No. Des. 778,730.

Primary Examiner — Abraham Bahta
(74) *Attorney, Agent, or Firm* — Hankin Patent Law, APC; Kevin Schraven; Anooj Patel

(51) **LOC (11) Cl.** **09-05**

(52) **U.S. Cl.**
USPC **D9/707**

(57) **CLAIM**

The ornamental design for a container, as shown and described.

(58) **Field of Classification Search**

USPC D9/702-714, 720-722, 414, 434-435, D9/696, 716, 771, 447, 516-517, D9/738-747, 544, 520-521; D24/118, D24/207, 108; 383/6, 9, 22, 96, 61.1, 383/80-81, 104, 901, 63, 203, 107, 383/119-120, 123, 61.2, 44; 220/675, 220/495.03; 215/381-385, 400, 328, 316; 206/484; D3/202; 428/34.3; 222/92, 222/215, 95, 107; 604/408, 403, 415

DESCRIPTION

FIG. 1 is a top perspective view of a container, showing my new design.

FIG. 2 is a side elevational view thereof.

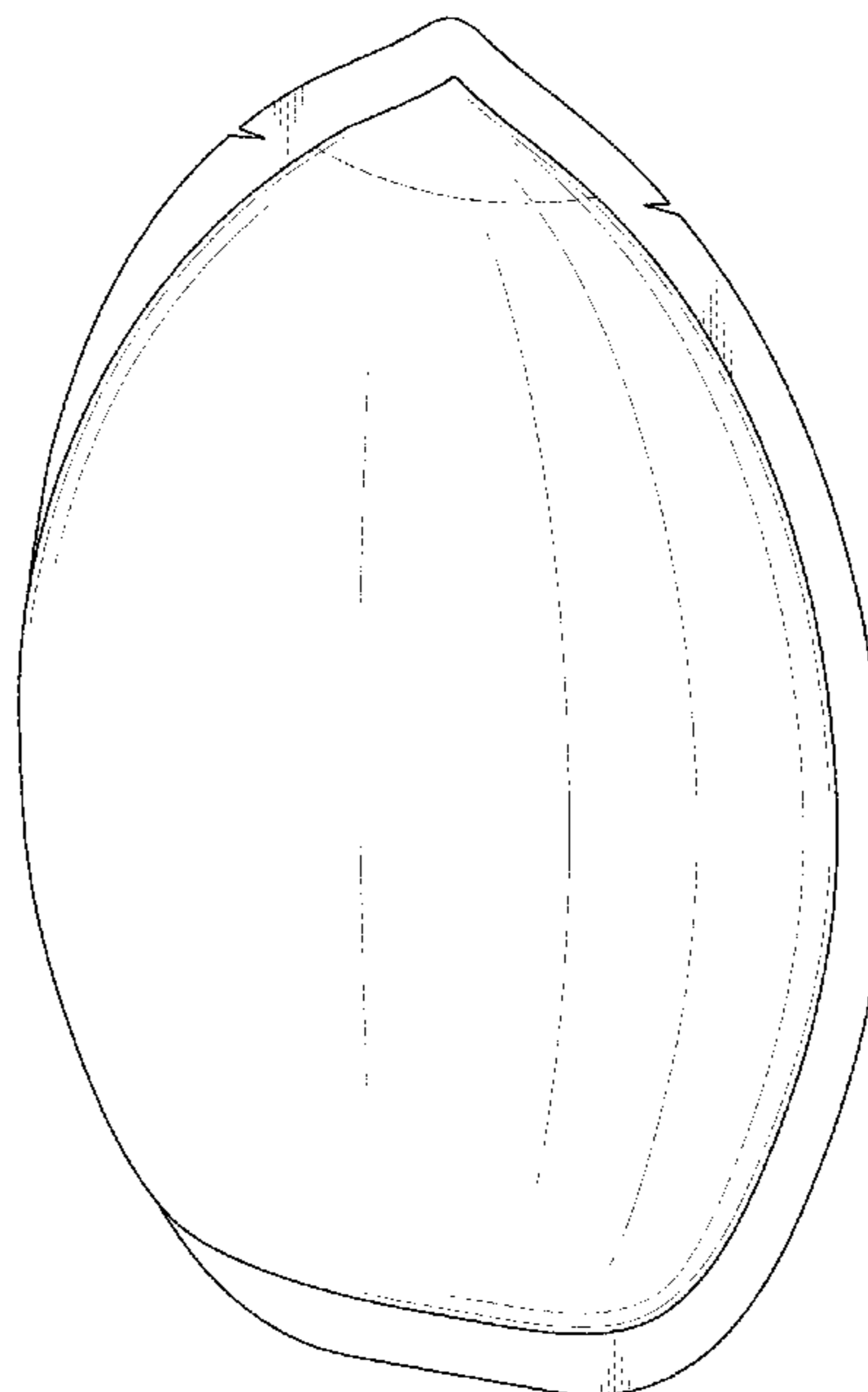
FIG. 3 is a front and rear elevational view thereof.

FIG. 4 is a top plan view thereof; and,

FIG. 5 is a bottom plan view thereof.

The broken lines showing scored lines on the container are for the purpose of illustrating environmental structure and unclaimed subject matter and form no part of the claimed design.

1 Claim, 4 Drawing Sheets



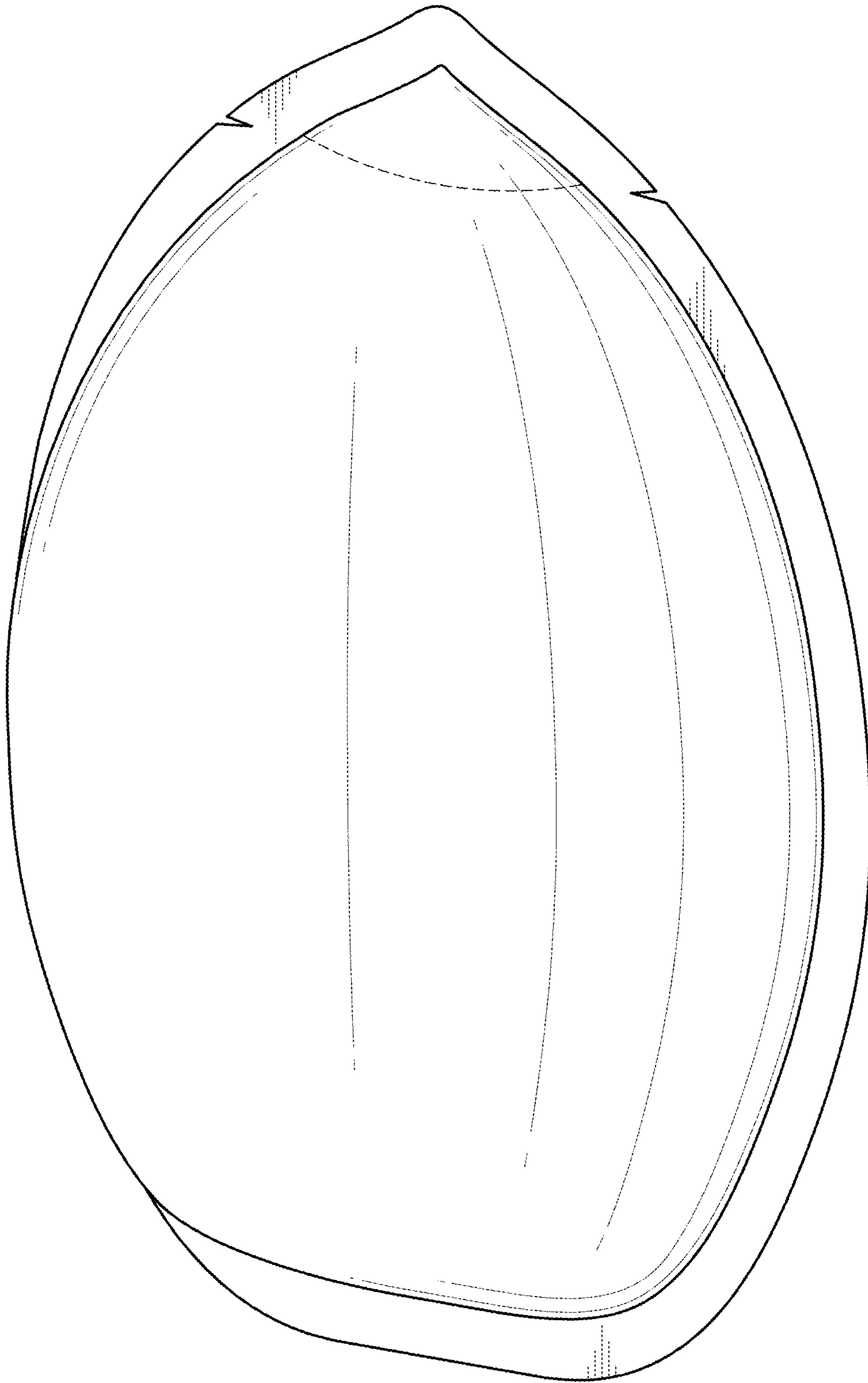


FIG. 1

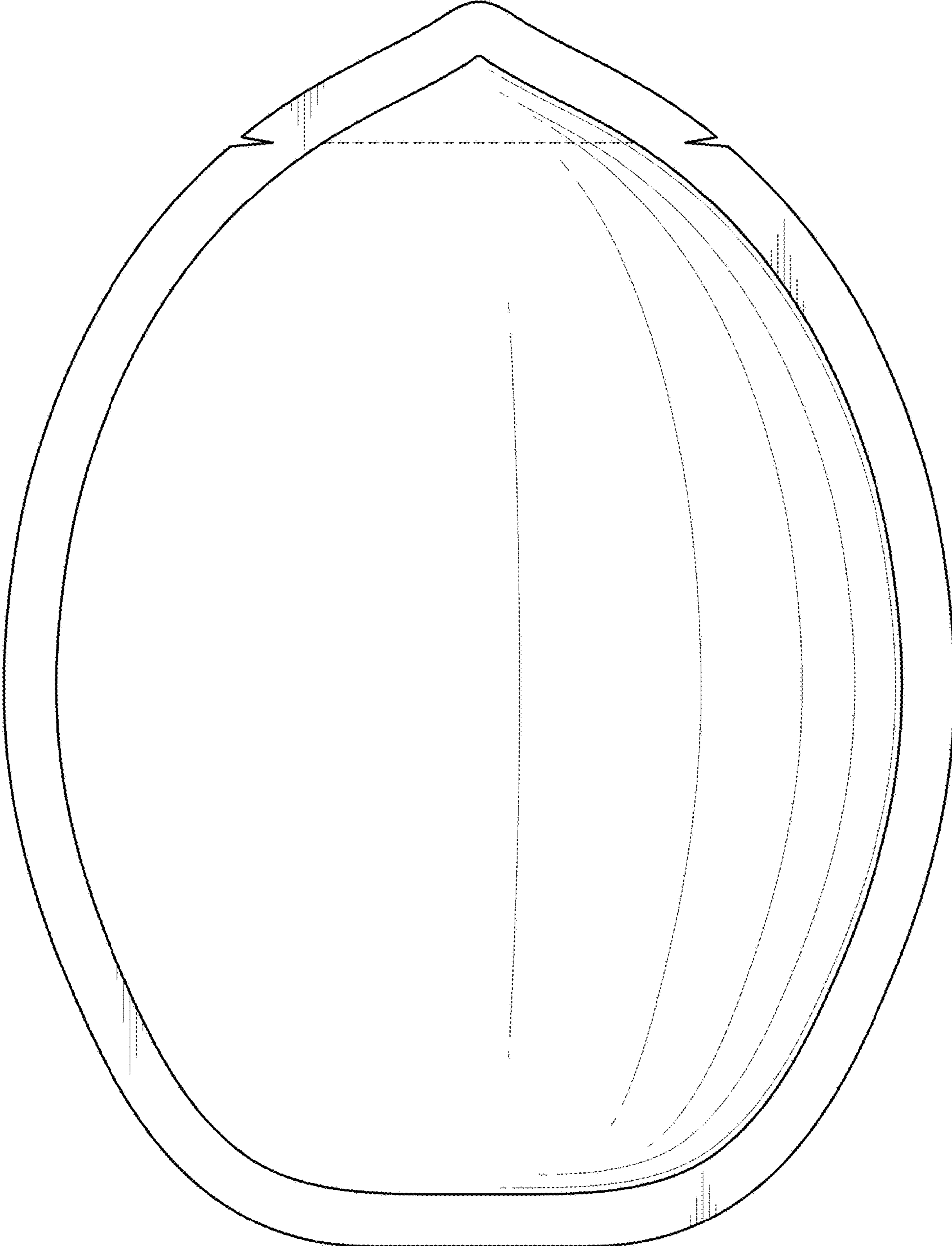


FIG. 2




FIG. 3




FIG. 4

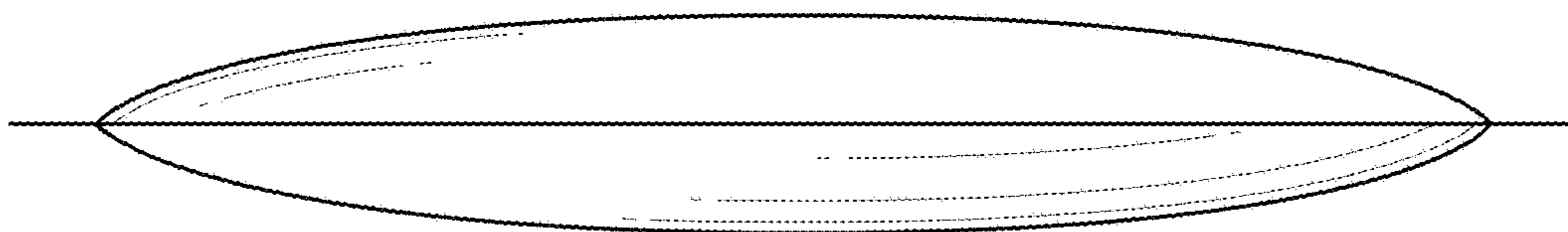


FIG. 5