

US00D822444S

(12) **United States Design Patent**
McGuyer

(10) **Patent No.:** **US D822,444 S**

(45) **Date of Patent:** **** Jul. 10, 2018**

(54) **CULINARY TOOL**

(71) Applicant: **Grace Manufacturing, Inc.**,
Russellville, AR (US)

(72) Inventor: **Carter W. McGuyer**, Muscle Shoals,
AL (US)

(73) Assignee: **Grace Manufacturing, Inc.**,
Russellville, AR (US)

(**) Term: **15 Years**

(21) Appl. No.: **29/601,821**

(22) Filed: **Apr. 26, 2017**

(51) **LOC (11) Cl.** **07-03**

(52) **U.S. Cl.**
USPC **D7/649**; D7/667; D7/669

(58) **Field of Classification Search**
USPC D7/649, 650, 652, 667, 678, 669
CPC A01B 1/20; A22C 25/006; A47G 21/06;
A61B 17/3211; B21D 53/64; B26B 9/00;
B26B 11/00; B26B 11/006
See application file for complete search history.

(56) **References Cited**

U.S. PATENT DOCUMENTS

2,443,873	A *	6/1948	Simpson	A47J 17/00	30/114
4,852,256	A *	8/1989	Schoettler	B26B 3/04	30/114
D316,016	S	4/1991	Nix			
D331,686	S	12/1992	Persson			
5,243,763	A	9/1993	Persson			
5,749,145	A *	5/1998	Baukloh	B26D 1/553	30/114
D400,065	S *	10/1998	Fohrman	D7/673	

D501,630	S *	2/2005	Lo	D7/673	
D571,621	S	6/2008	Miller			
D692,731	S *	11/2013	Solari	D7/649	
D693,186	S *	11/2013	Hollinger	D7/649	
D696,083	S *	12/2013	Hollinger	D7/649	
D770,838	S *	11/2016	Yang	D7/349	
D774,846	S	12/2016	Pantschenko et al.			
2007/0119058	A1 *	5/2007	Ho	A47G 21/005	30/279.6
2009/0019705	A1 *	1/2009	Aby-Eva	A47J 9/003	30/117

* cited by examiner

Primary Examiner — Terry A Wallace

(74) *Attorney, Agent, or Firm* — Warner Norcross + Judd
LLP

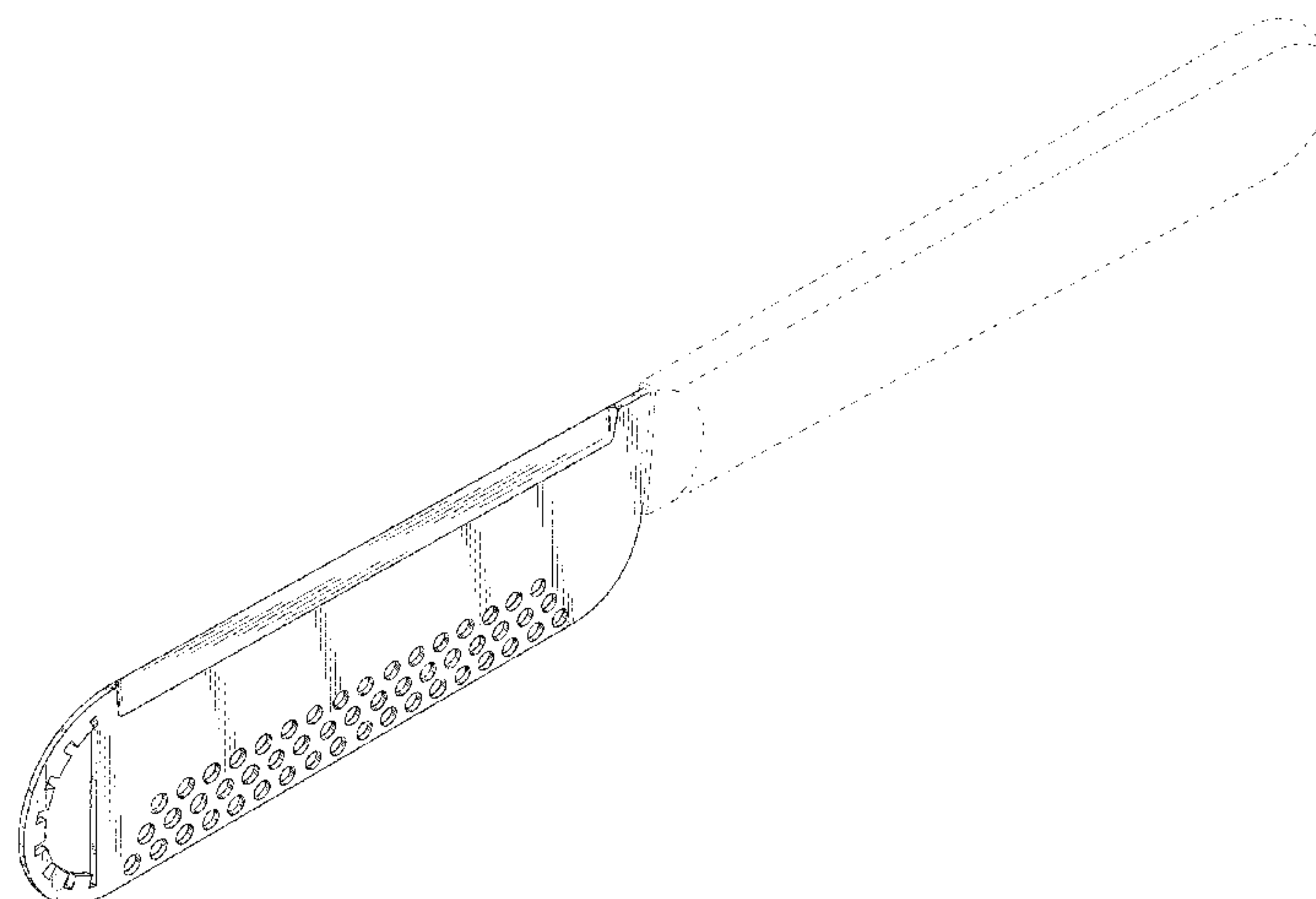
(57) **CLAIM**

I claim the ornamental design for culinary tool, as shown
and described.

DESCRIPTION

FIG. 1 is a perspective view of the culinary tool embodying
the new design;
FIG. 2 is a left side view thereof;
FIG. 3 is a right side view thereof;
FIG. 4 is a top view thereof;
FIG. 5 is a bottom view thereof;
FIG. 6 is a front view thereof; and,
FIG. 7 is a rear view thereof.
FIGS. 1-7 show features of a culinary tool in phantom lines.
These features are shown for environmental purposes and do
not form any part of the claimed design. Further, the
phantom lines immediately adjacent the solid-line portions
of the design form the boundary of the design, with the
phantom lines forming no part of the claimed design.

1 Claim, 3 Drawing Sheets



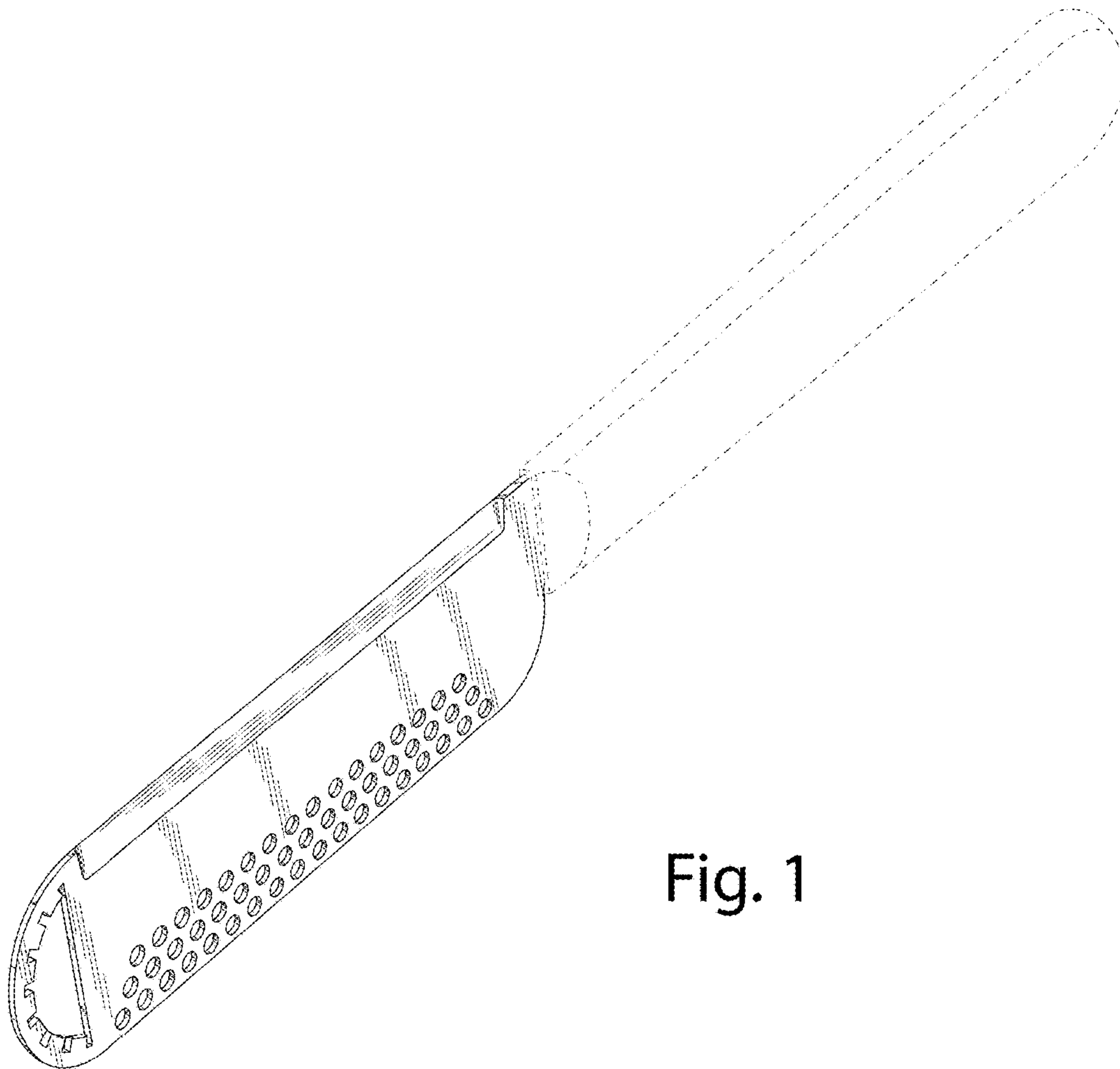


Fig. 1

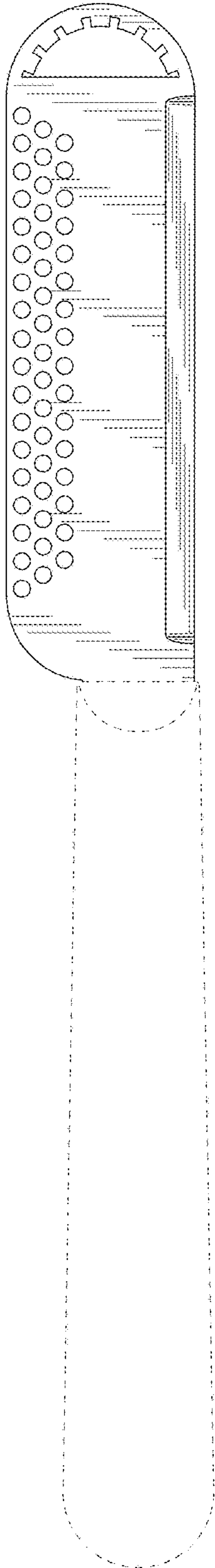


Fig. 2

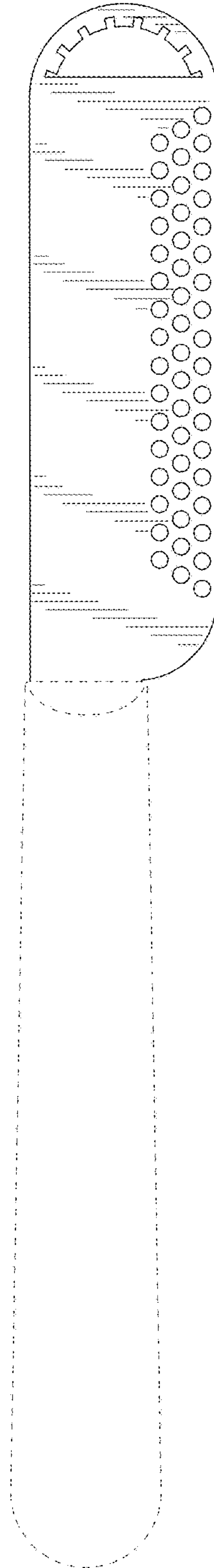


Fig. 3




Fig. 4




Fig. 5



Fig. 6




Fig. 7