



US00D822441S

(12) **United States Design Patent**  
**Nicoletos et al.**

(10) **Patent No.:** **US D822,441 S**  
(45) **Date of Patent:** **\*\* Jul. 10, 2018**

(54) **PLASTIC PLATE**

D634,587 S \* 3/2011 Bernardaud ..... D7/585  
D646,123 S \* 10/2011 Hering ..... D7/500  
D711,191 S \* 8/2014 Lee ..... D7/388

(71) Applicant: **Maryland Plastics, Inc.**, Federalsburg,  
MD (US)

\* cited by examiner

(72) Inventors: **George Nicoletos**, Federalsburg, MD  
(US); **Daniel Penrod**, Federalsburg,  
MD (US)

*Primary Examiner* — Cynthia R Underwood

(73) Assignee: **Maryland Plastics, Inc.**, Federalsburg,  
MD (US)

(74) *Attorney, Agent, or Firm* — Stroock & Stroock &  
Lavan LLP

(\*\*) Term: **15 Years**

(57) **CLAIM**

(21) Appl. No.: **29/619,335**

The ornamental design for a plastic plate, as shown and  
described.

(22) Filed: **Sep. 28, 2017**

(51) **LOC (11) Cl.** ..... **07-01**

(52) **U.S. Cl.**

USPC ..... **D7/584**

(58) **Field of Classification Search**

USPC ..... D7/500, 584, 585, 588, 566, 582

CPC ..... A47G 19/2205; A47G 2019/122

See application file for complete search history.

**DESCRIPTION**

FIG. 1 is a bottom perspective view of the plastic plate;  
FIG. 2 is a top perspective view of the plate design of FIG.  
1.

FIG. 3 is a bottom view of the plate design of FIG. 1.

FIG. 4 is a top view of the plate design of FIG. 1; and,

FIG. 5 is a side view of the plate design of FIG. 1.

(56) **References Cited**


**U.S. PATENT DOCUMENTS**

D423,292 S \* 4/2000 Horvat ..... D7/553.6

D450,221 S \* 11/2001 Littlejohn ..... D7/584

D634,586 S \* 3/2011 Bernardaud ..... D7/585

**1 Claim, 5 Drawing Sheets**






FIG. 1




FIG. 2




FIG. 3

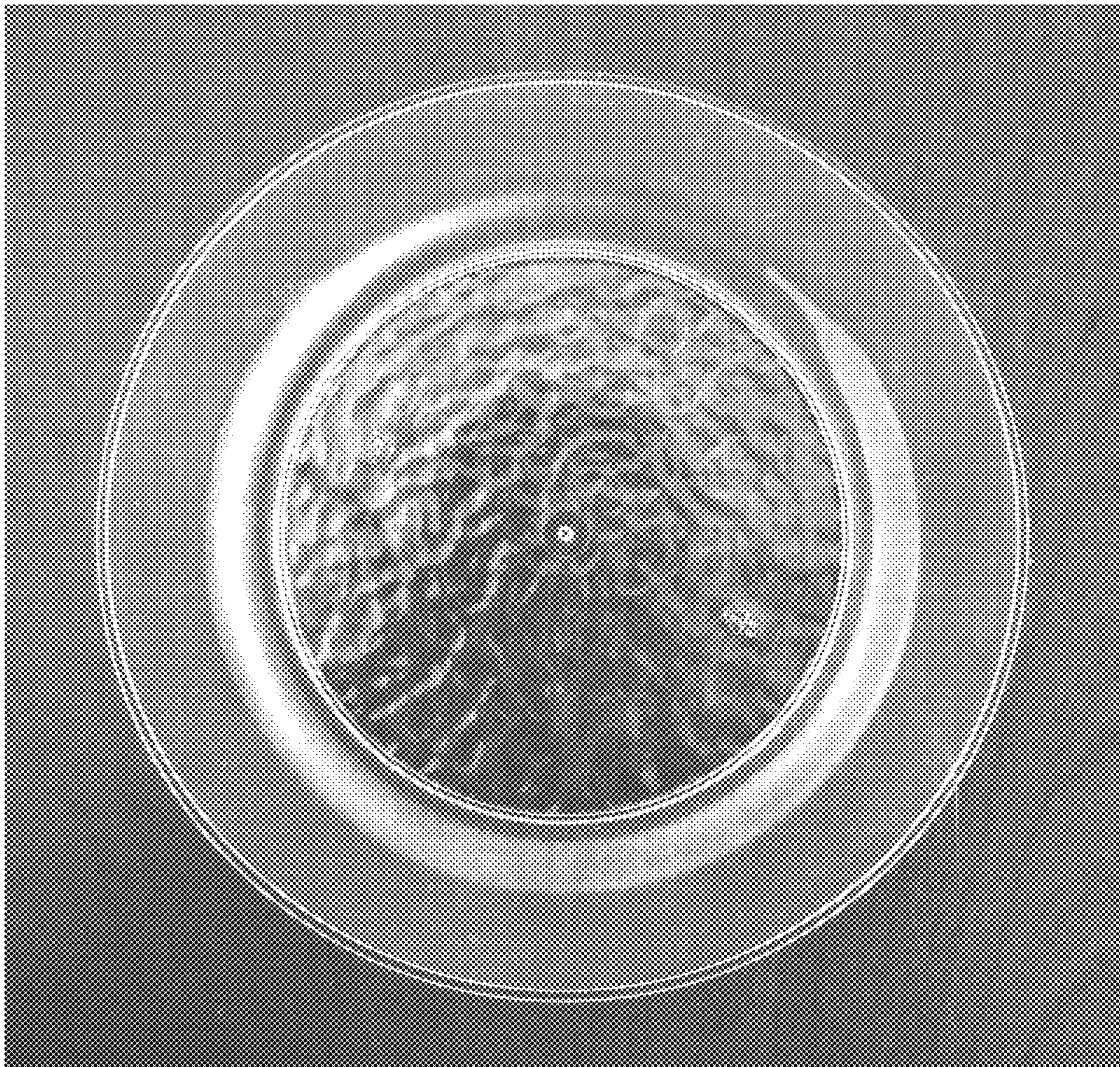


FIG. 4




FIG. 5