



US00D822387S

(12) **United States Design Patent** (10) **Patent No.:** **US D822,387 S**
Tai (45) **Date of Patent:** **** Jul. 10, 2018**

(54) **VIBRATING SKIN CLEANSING BRUSH**
(71) Applicant: **Gizmospring.com Dongguan.limited,**
Dongguan (CN)
(72) Inventor: **Kenny Chih-Yao Tai,** Dongguan (CN)
(73) Assignee: **GIZMOSPRING.COM**
DONGGUAN.LIMITED, Dongguan
(CN)

D753,399 S * 4/2016 Owen D4/100
D753,400 S * 4/2016 Khoun D4/102
D757,442 S * 5/2016 Waitesmith D4/127
D769,455 S 10/2016 Sedic
D773,064 S * 11/2016 Sedic D24/214
D778,064 S * 2/2017 Owen D4/127

(Continued)

(**) Term: **15 Years**

FOREIGN PATENT DOCUMENTS

CN 302898219 S 8/2014
CN 302913168 S 8/2014

(Continued)

(21) Appl. No.: **29/590,596**

OTHER PUBLICATIONS

(22) Filed: **Jan. 11, 2017**

Notice of Search, dated Aug. 30, 2017, received in Japanese Patent Application No. 1588980.

(Continued)

(30) **Foreign Application Priority Data**

Jul. 15, 2016 (CN) 2016 3 0325100

(51) **LOC (11) Cl.** **04-02**

(52) **U.S. Cl.**
USPC **D4/100**

(58) **Field of Classification Search**
USPC D4/100, 102, 111, 116-118, 127, 128,
D4/132-134, 138, 199; D30/158, 159;
D28/58, 62, 64.3, 63.4, 64.6, 68, 82;
D8/301; D24/211, 214, 215; 601/114,
601/125, 136; 119/600
CPC A46B 13/00; A46B 13/001; A46B 5/00;
A46B 5/0095; A46B 5/021; A46B
2200/102; A46B 2200/104; A46B
2200/205; A46B 2200/1046; A46B
2200/1093

See application file for complete search history.

Primary Examiner — Wan Laymon
Assistant Examiner — Clint A Samuel
(74) *Attorney, Agent, or Firm* — Davis Wright Tremaine
LLP; Heather M. Colburn

(57) **CLAIM**

The ornamental design for a vibrating skin cleansing brush, as shown and described.

DESCRIPTION

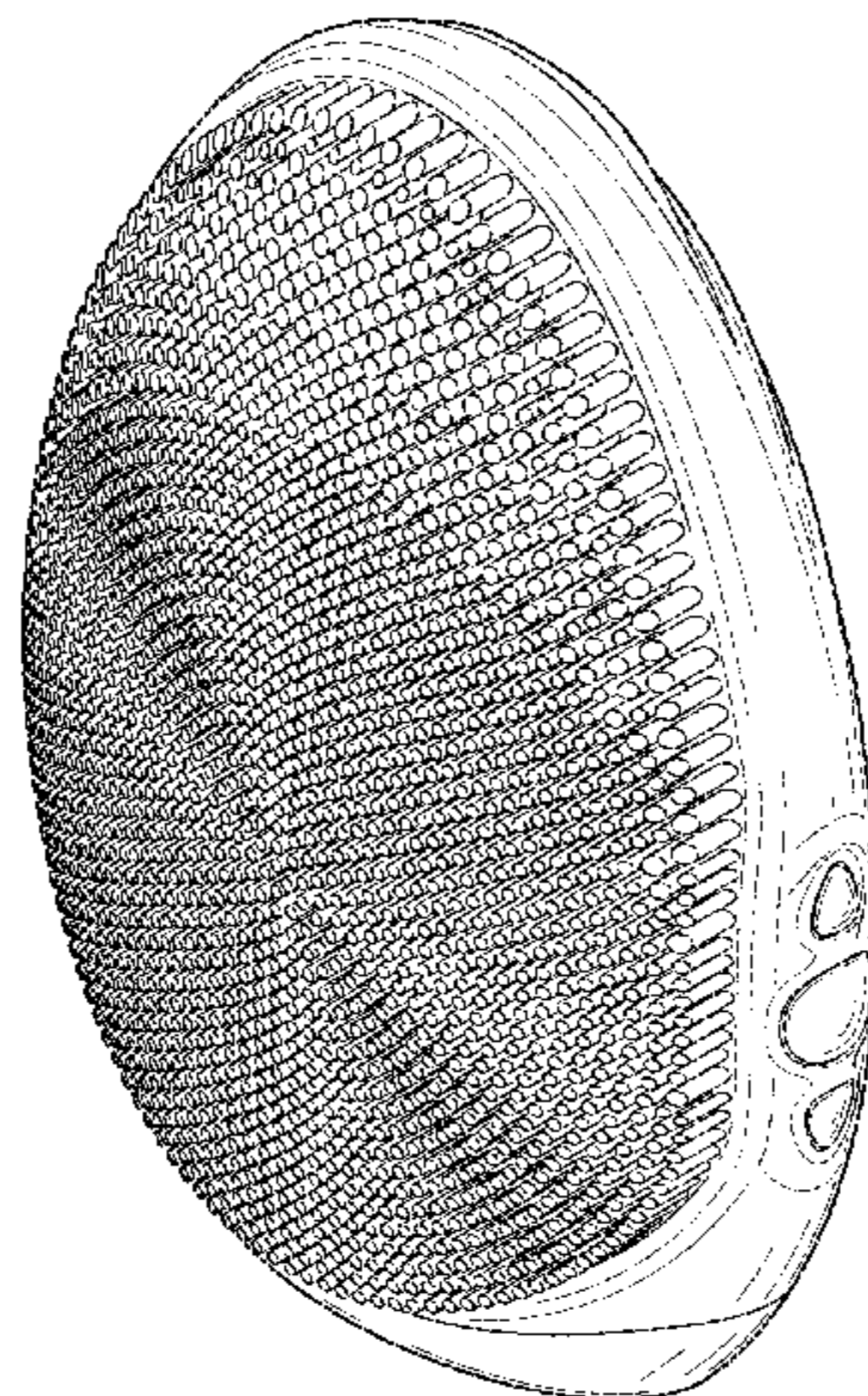
FIG. 1 is a top right side perspective view of a vibrating skin cleansing brush showing my new design.
FIG. 2 is a bottom left side perspective view thereof.
FIG. 3 is a front elevation view thereof.
FIG. 4 is a right side elevation view thereof.
FIG. 5 is a left side elevation view thereof.
FIG. 6 is a rear elevation view thereof.
FIG. 7 is a top plan view thereof; and,
FIG. 8 is a bottom plan view thereof.

1 Claim, 7 Drawing Sheets

(56) **References Cited**

U.S. PATENT DOCUMENTS

D186,102 S * 9/1959 Semeraro D4/100
D523,809 S * 6/2006 Roth D13/108
D698,455 S * 1/2014 Sedic A61H 23/004
D24/215
D744,755 S * 12/2015 Reishus D4/102



(56)

References Cited

U.S. PATENT DOCUMENTS

D795,593 S * 8/2017 Huang D4/127
D803,572 S * 11/2017 Nichols D4/102

FOREIGN PATENT DOCUMENTS

CN 303990690 S 12/2016
EM 003423060-0001 10/2016
EM 003423060-0002 10/2016
EP 2886098 A1 * 6/2015 A46B 13/008
KR 00-0873-4140002 9/2016
KR 00-2016-0001186 9/2016

OTHER PUBLICATIONS

Notice of Allowance, dated Nov. 13, 2017, received in Taiwan
Patent Application No. 106300266.

* cited by examiner




FIG. 1

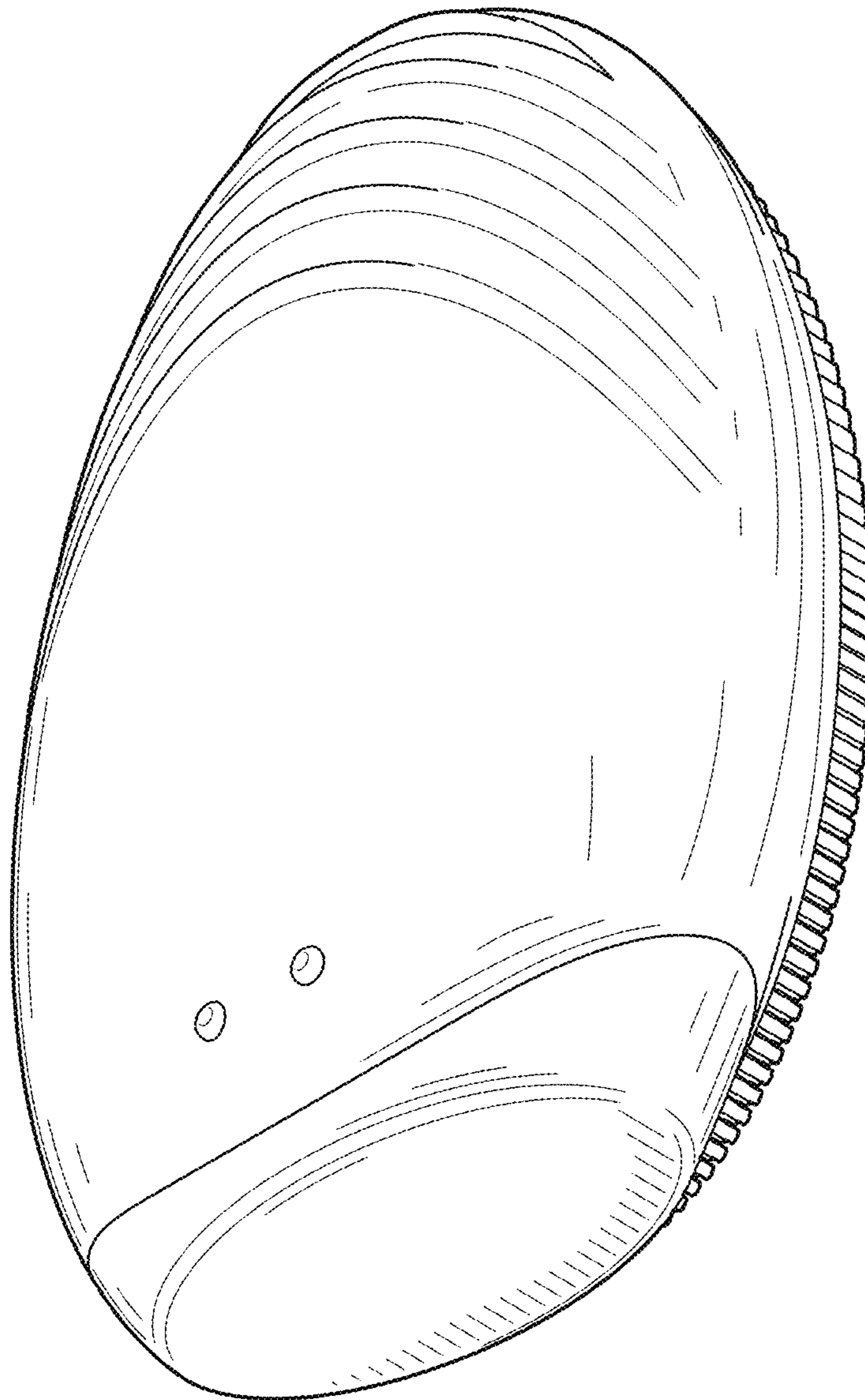


FIG. 2

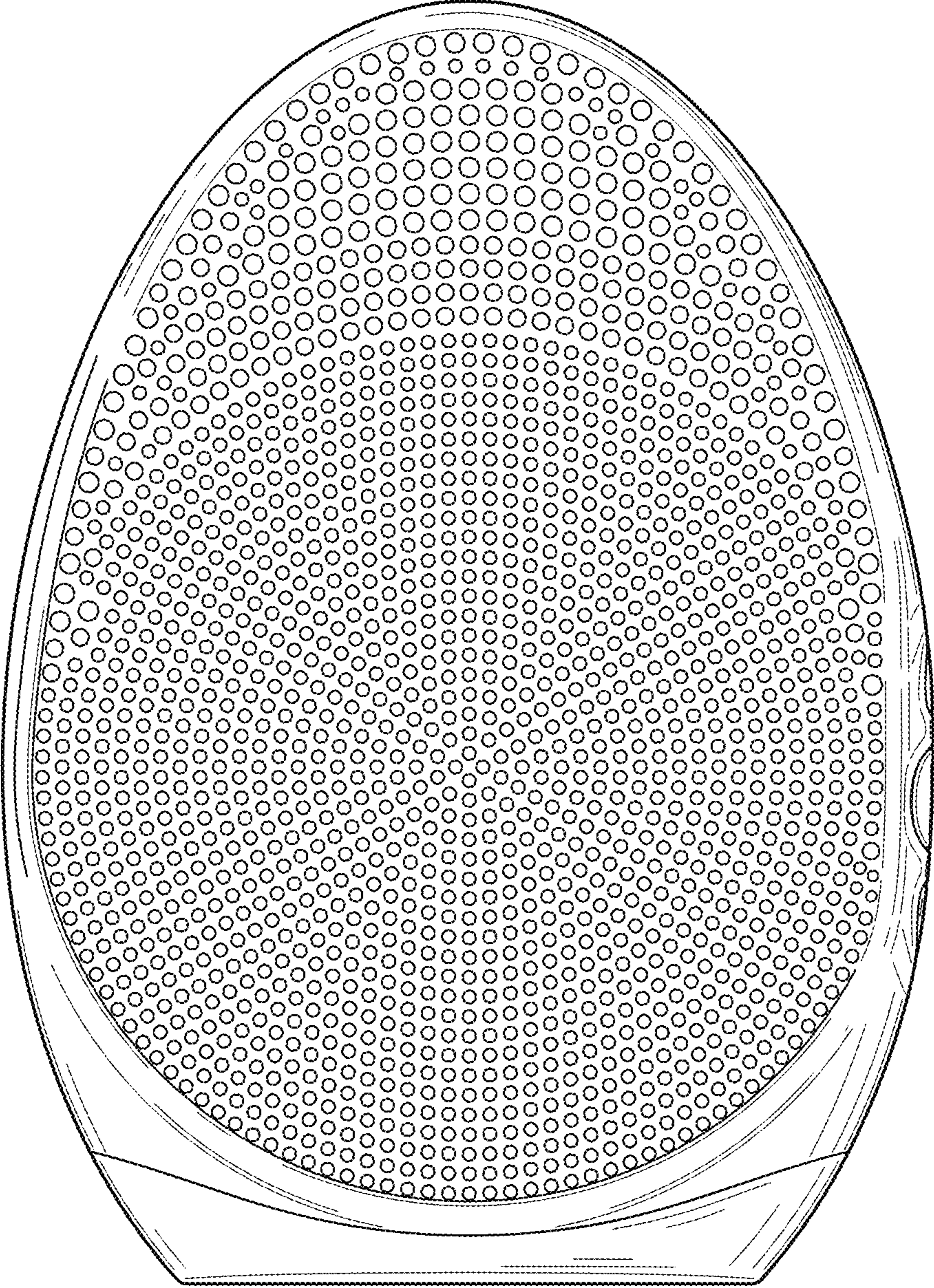


FIG. 3

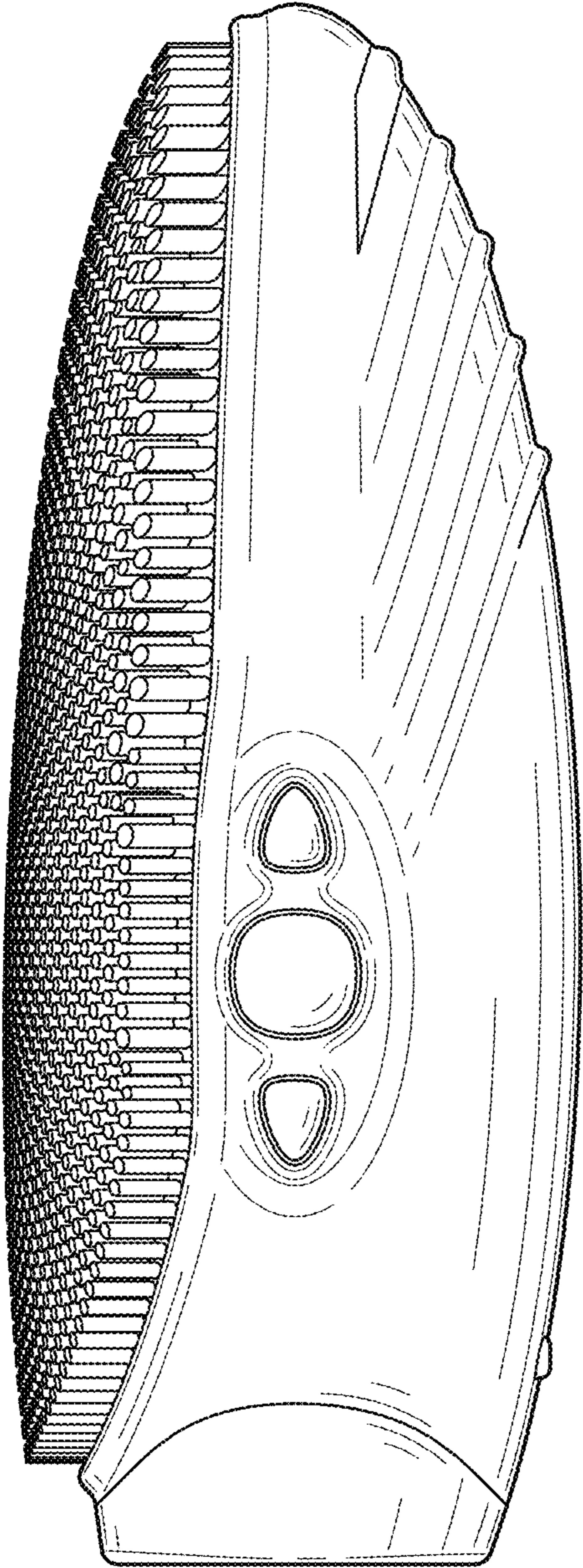


FIG. 4

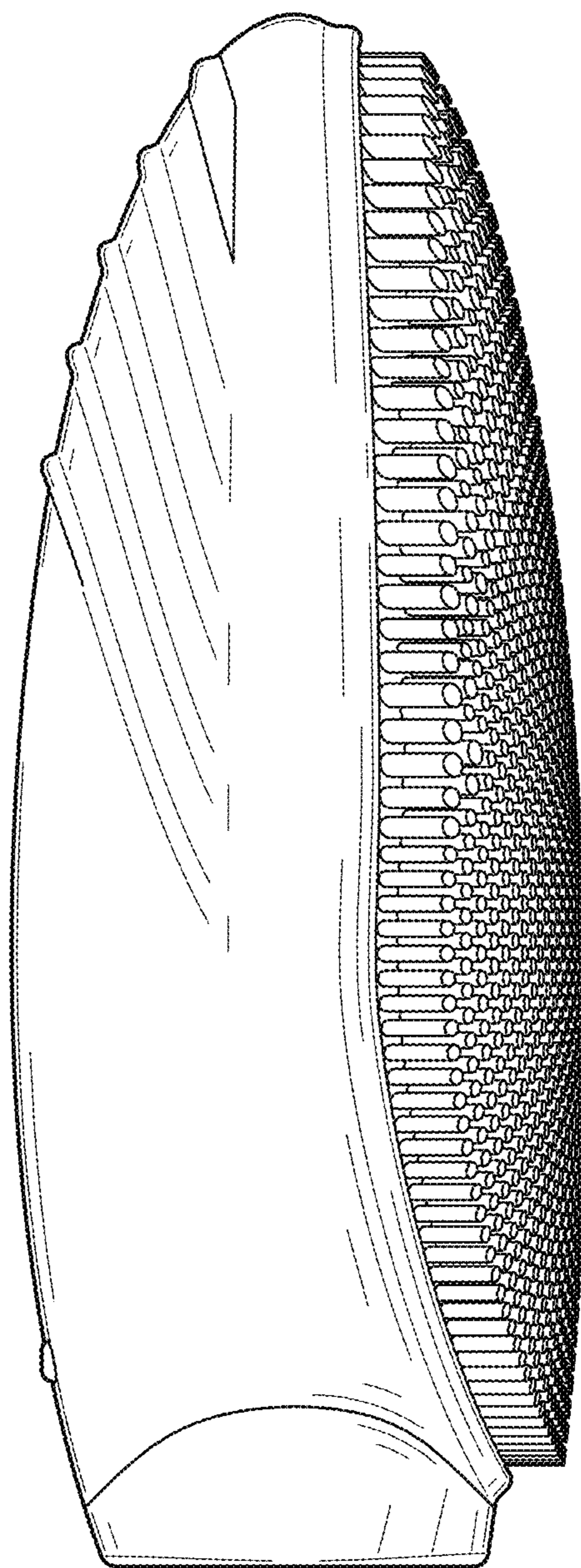


FIG. 5

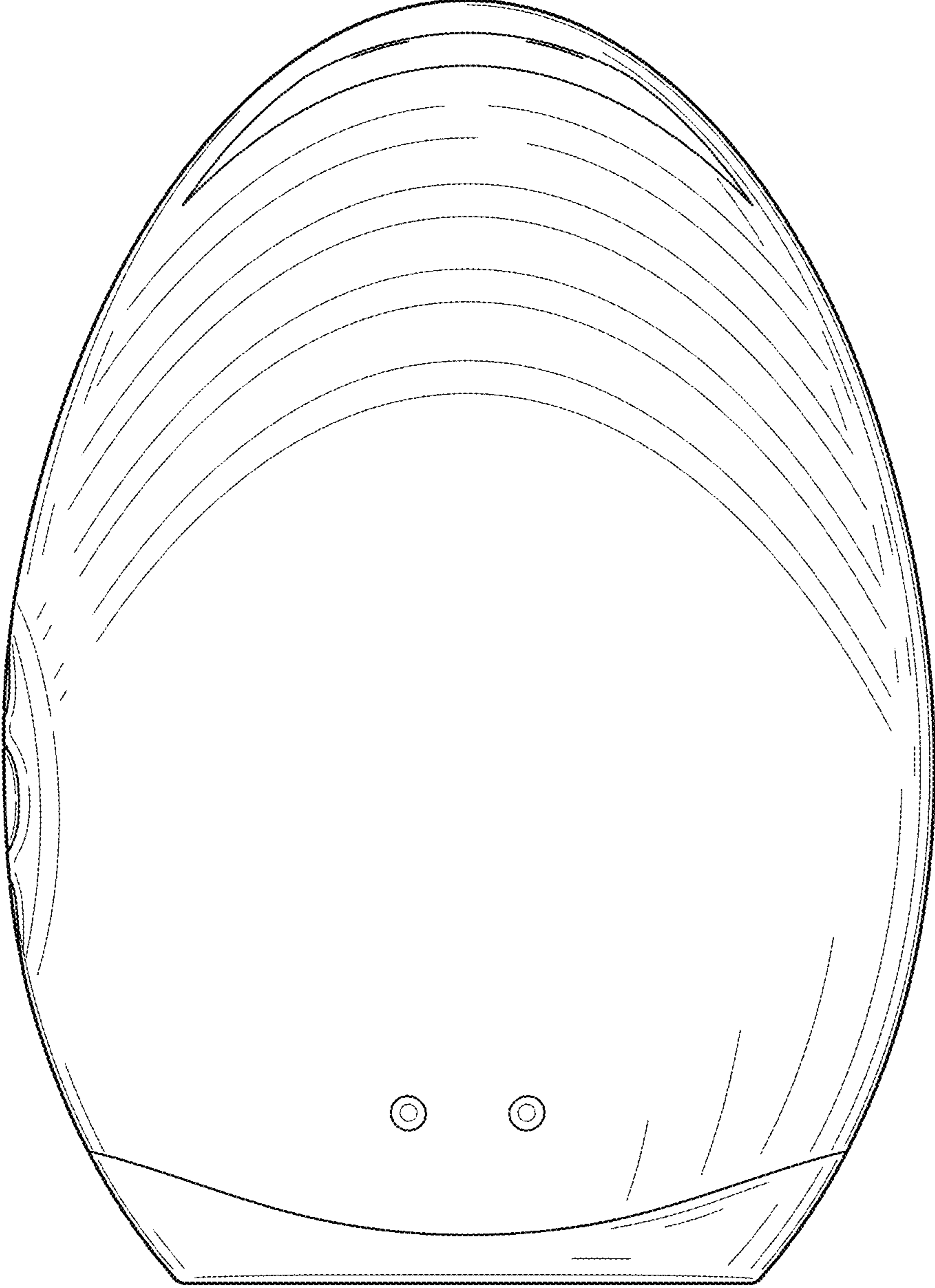


FIG. 6

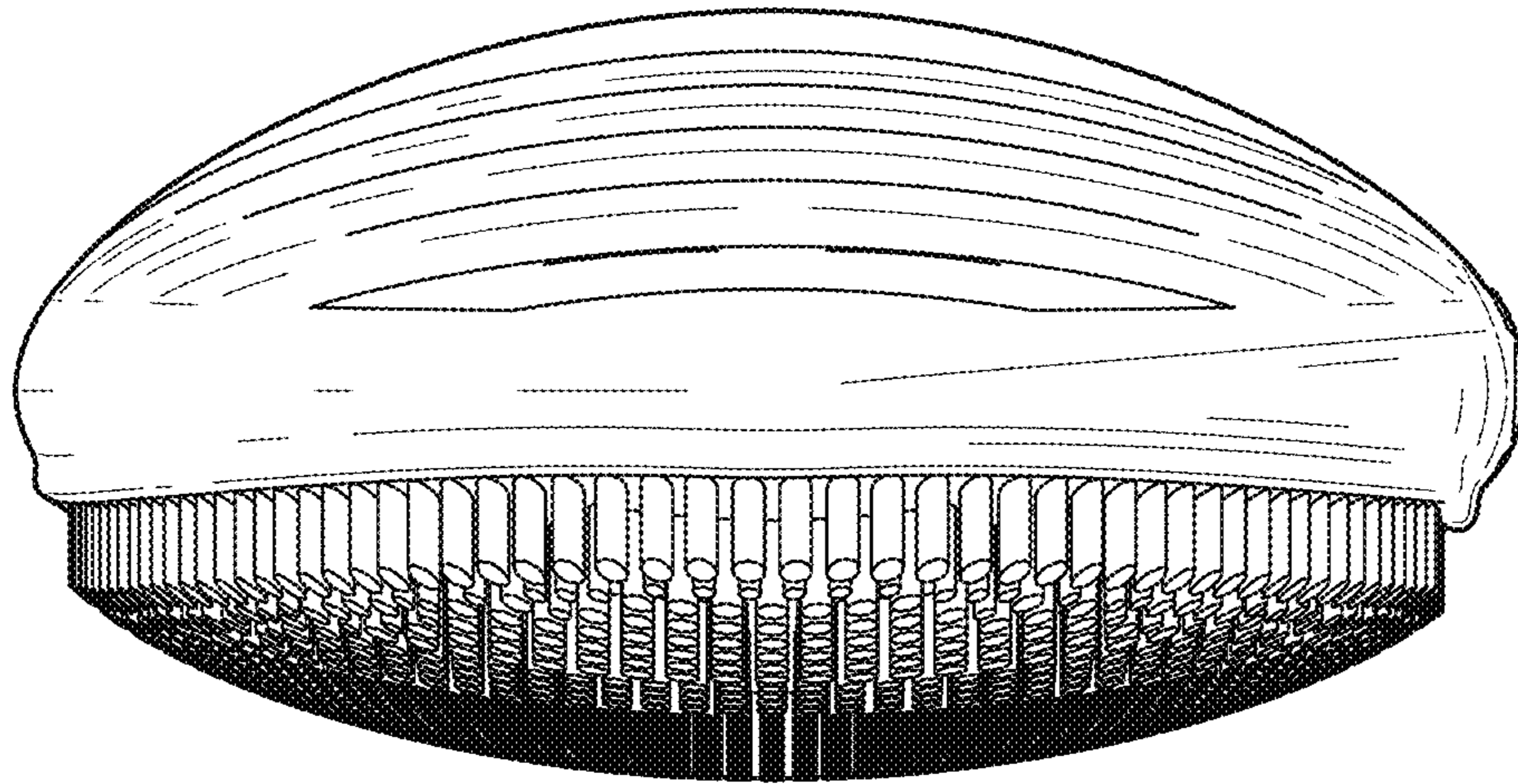


FIG. 7

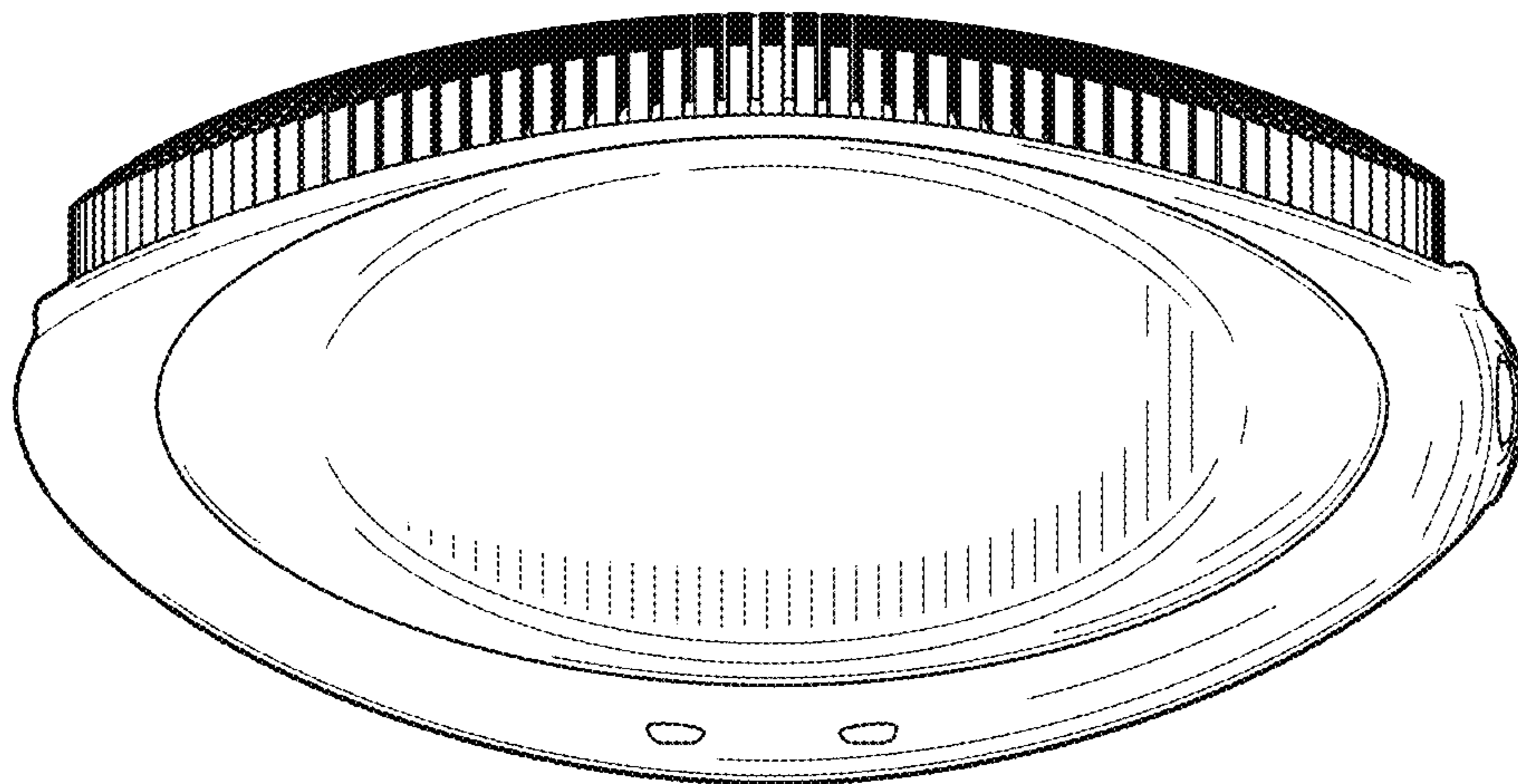


FIG. 8