



US00D822385S

(12) **United States Design Patent**  
**Fenton et al.**

(10) **Patent No.:** **US D822,385 S**  
(45) **Date of Patent:** **\*\* Jul. 10, 2018**

(54) **PORTABLE ELECTRONIC DEVICE CASE WITH SUPPORT STRAPS**

(71) Applicant: **Fairhaven Group, Inc.**, Seattle, WA (US)

(72) Inventors: **Timothy John Fenton**, Mercer Island, WA (US); **Gary Allen Ashley**, Seattle, WA (US)

(73) Assignee: **PIONEER SQUARE BRANDS, INC.**, McLean, VA (US)

(\*\*) Term: **15 Years**

(21) Appl. No.: **29/542,528**

(22) Filed: **Oct. 15, 2015**

(51) **LOC (11) Cl.** ..... **03-01**

(52) **U.S. Cl.**

USPC ..... **D3/315**

(58) **Field of Classification Search**

USPC ..... D3/319, 318, 274, 276, 282, 315

CPC ..... A45C 11/00; A45C 2011/003; A45C 3/02;

A45C 2013/025; A45C 5/00; B65D 85/00

See application file for complete search history.

(56) **References Cited**

U.S. PATENT DOCUMENTS

4,796,735 A \* 1/1989 Horiuchi ..... A45C 3/02  
150/108

5,860,518 A \* 1/1999 Axelrod ..... B44D 3/04

206/1.7

6,811,006 B1 \* 11/2004 Mundle ..... A45C 13/02

190/1

8,644,893 B2 \* 2/2014 Liang ..... G06F 1/1628

206/45.2

9,078,501 B2 \* 7/2015 Johnson ..... A45C 13/02

9,427,057 B2 \* 8/2016 Fenton ..... A45C 11/00

\* cited by examiner

*Primary Examiner* — Holly H Baynham

(74) *Attorney, Agent, or Firm* — Grandview Law

(57) **CLAIM**

The ornamental design for a portable electronic device case with support straps, as shown and described.

**DESCRIPTION**

FIG. 1 is a front perspective view thereof.

FIG. 2 is a front elevational top plan view thereof.

FIG. 3 is a top plan view thereof.

FIG. 4 is a side elevational view thereof; and,

FIG. 5 is an opposite side view thereof.

**1 Claim, 3 Drawing Sheets**






FIG. 1




FIG. 2

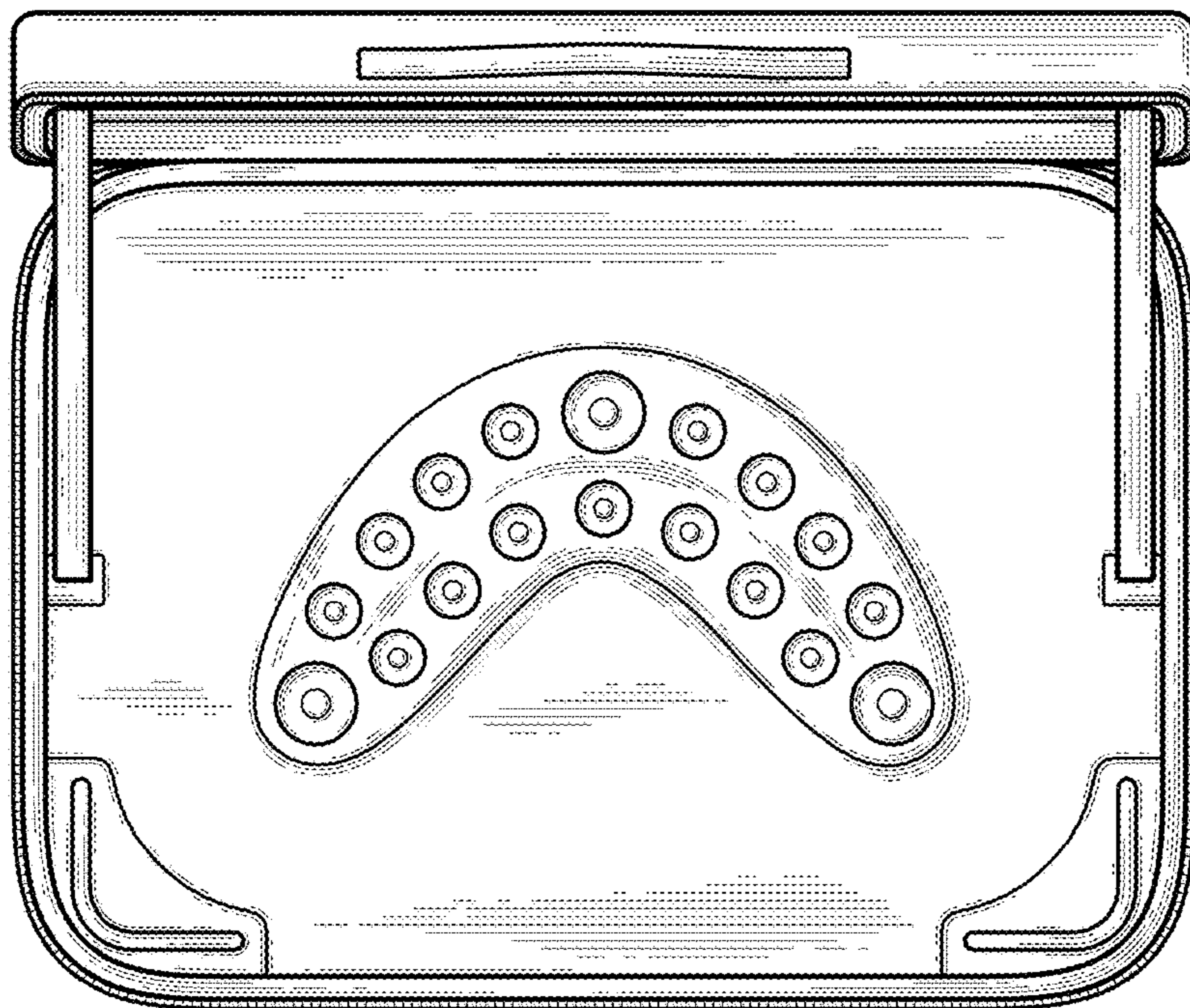
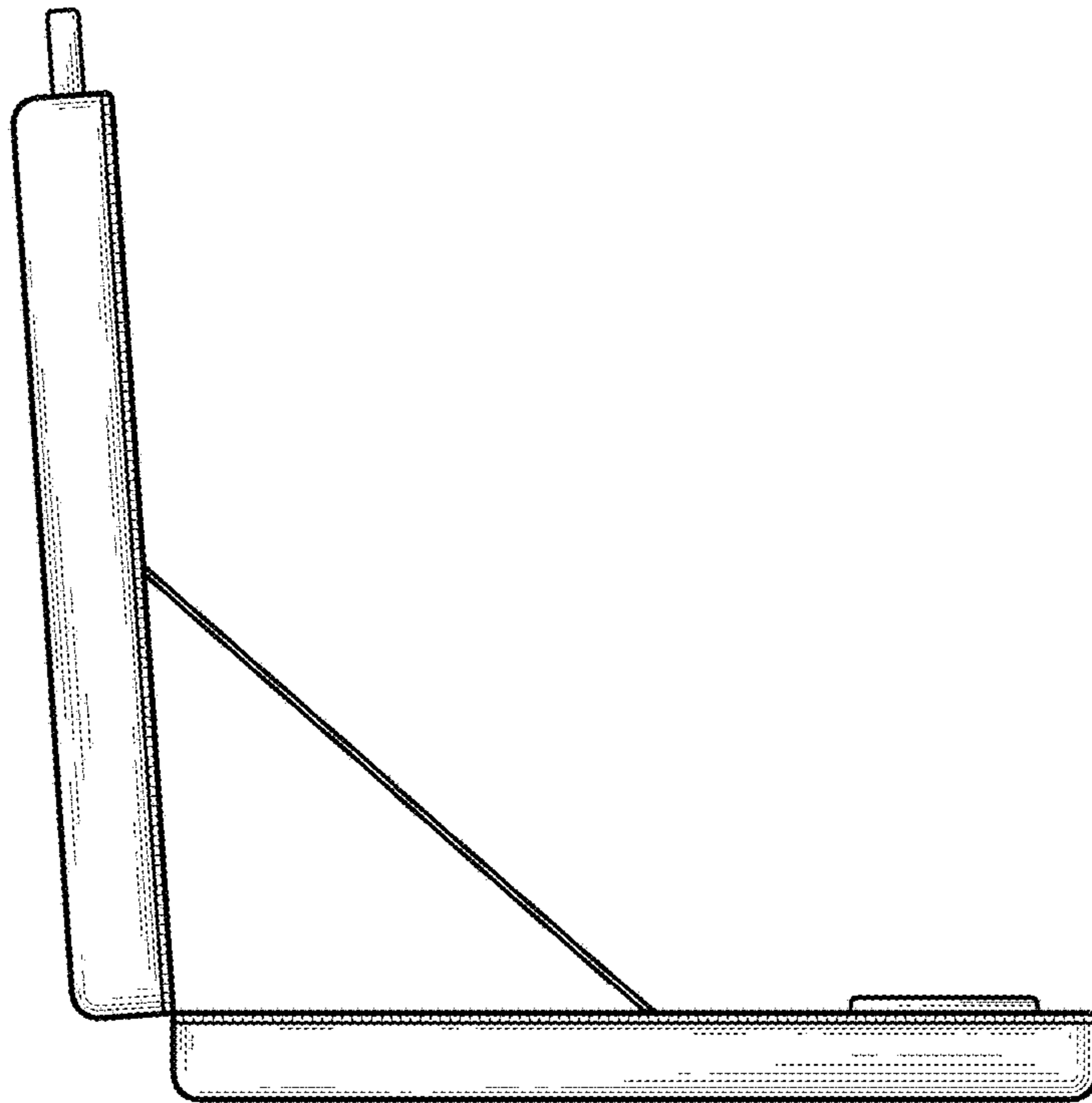
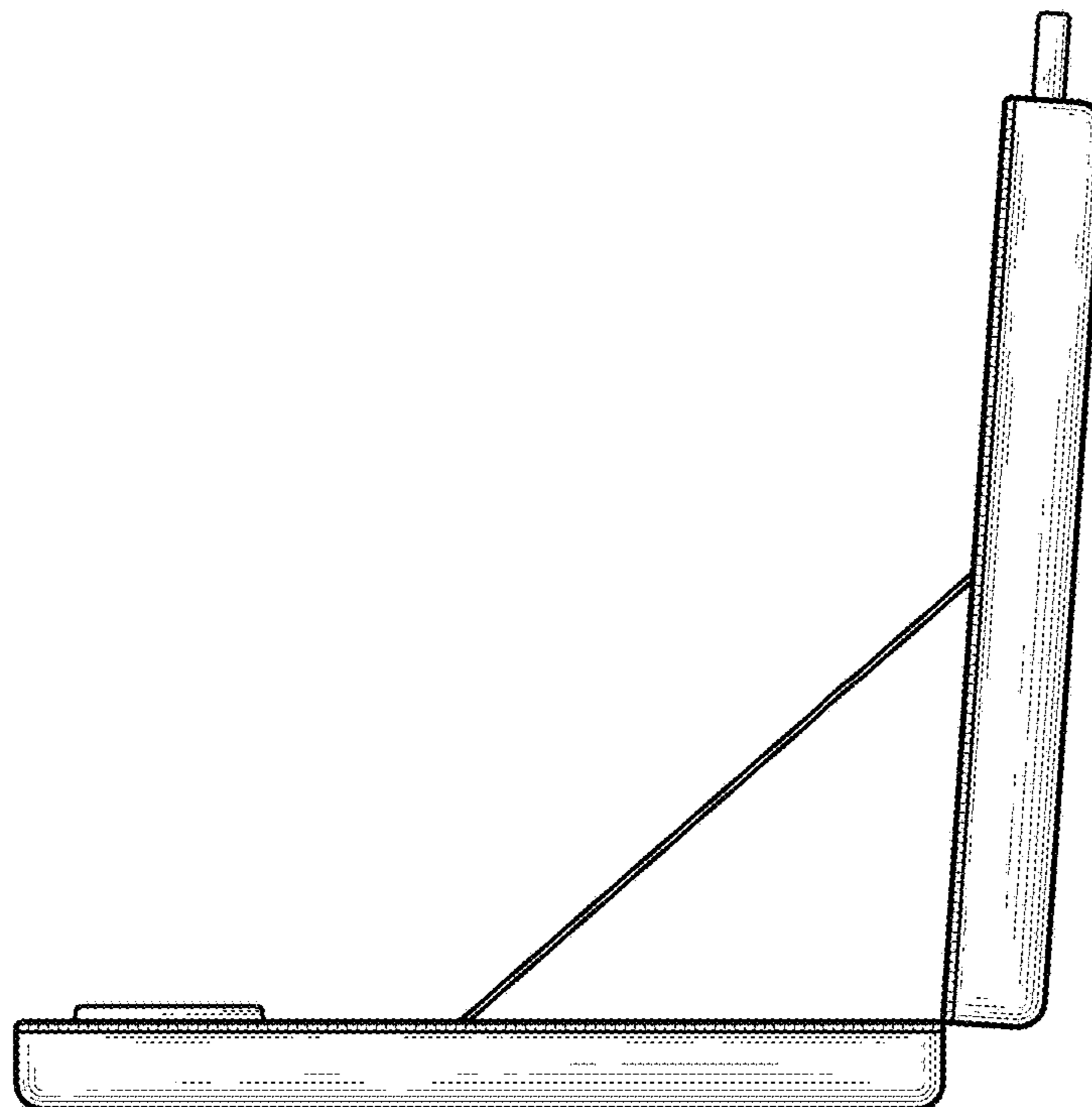


FIG. 3



*FIG. 4*



*FIG. 5*