



US00D822367S

(12) **United States Design Patent**  
**McTaggart**

(10) **Patent No.:** **US D822,367 S**  
(45) **Date of Patent:** **\*\* Jul. 10, 2018**

- (54) **SOCK**
- (71) Applicant: **Robert Andrew McTaggart**, Markham (CA)
- (72) Inventor: **Robert Andrew McTaggart**, Markham (CA)
- (\*\*) Term: **15 Years**
- (21) Appl. No.: **29/569,620**
- (22) Filed: **Jun. 29, 2016**
- (51) **LOC (11) Cl.** ..... **02-04**
- (52) **U.S. Cl.**  
USPC ..... **D2/994**
- (58) **Field of Classification Search**  
USPC ..... D2/980-994  
CPC ..... A41B 11/004; A41B 11/00; A41B 11/02;  
A41B 11/006; A43B 7/26; A43B 7/20;  
A43B 7/142; A41D 19/0072; A41D  
2400/52; A41D 19/001; A41D 13/06;  
A63B 71/1225; A63B 2071/1283; A61F  
5/0111; D04B 1/26  
See application file for complete search history.

- 7,007,517 B2 \* 3/2006 Menzies ..... A41B 11/02  
66/185
- D627,147 S \* 11/2010 Lambertz ..... D2/994
- D696,855 S \* 1/2014 Knauer ..... D2/980
- D710,084 S \* 8/2014 Roberts ..... D2/988
- D710,593 S \* 8/2014 Goodman ..... D2/980
- D720,127 S \* 12/2014 Ha ..... D2/980
- D726,404 S \* 4/2015 Hoane ..... D2/994

\* cited by examiner

*Primary Examiner* — George D. Kirschbaum  
*Assistant Examiner* — Jennifer L Watkins  
(74) *Attorney, Agent, or Firm* — Grossman, Tucker,  
Perreault & Pfeleger, PLLC

(57) **CLAIM**

The ornamental design for a sock, as shown and described.

**DESCRIPTION**

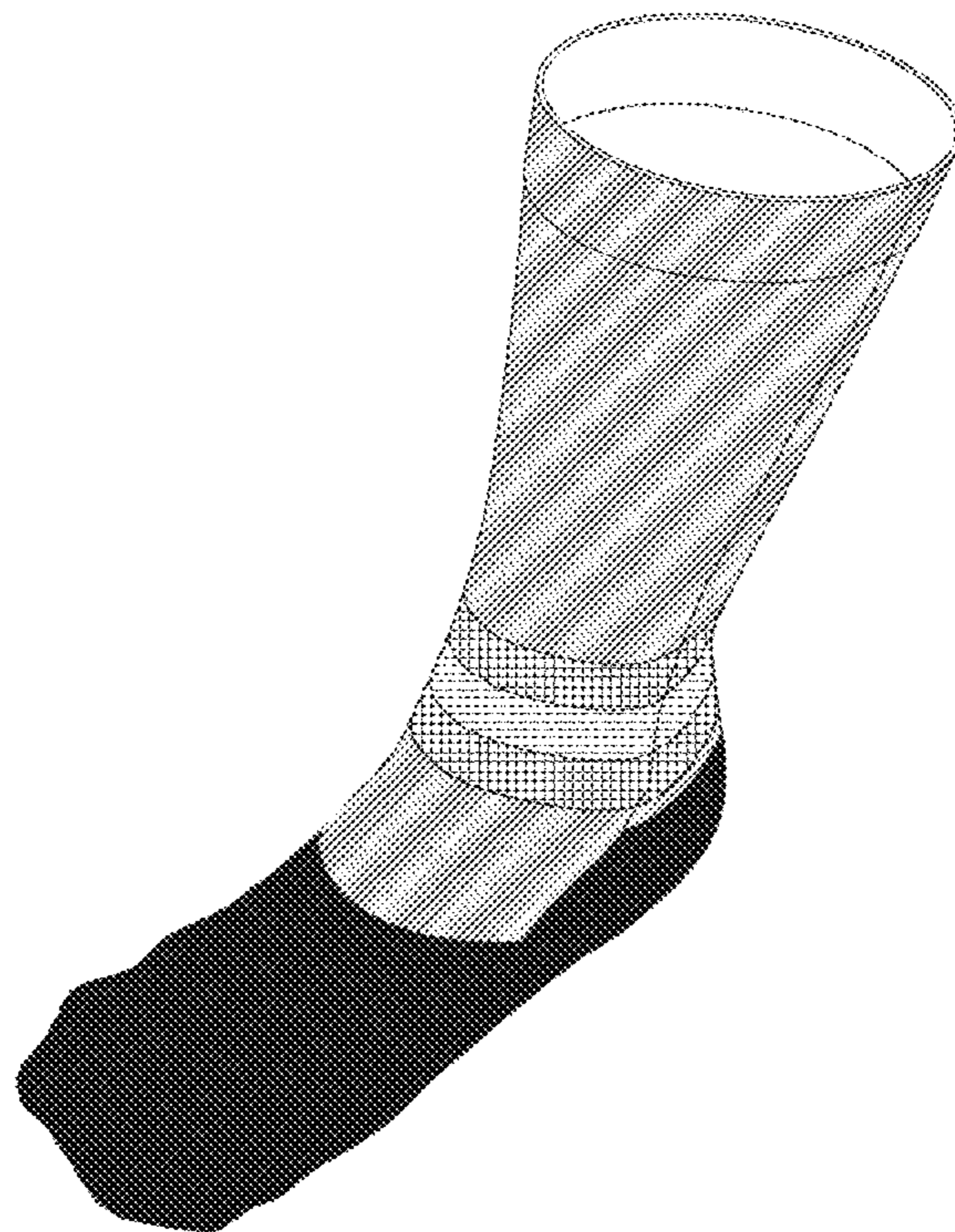
FIG. 1 is a left side perspective view of a sock of the present invention in a position of use, the right side perspective view being a mirror image thereof;  
FIG. 2 is a front view of the sock of FIG. 1 in a flat position; and,  
FIG. 3 is a rear view of the sock of FIG. 1 in a flat position. The solid black portion of the sock shown in the drawings are included for the purpose of illustrating a portion of the sock having the color black.  
The broken line showing on the bottom heel of the sock in FIG. 3 is for the purpose of illustrating portions of the sock and forms no part of the claim. The broken line pattern on the surface of the sock that extends around the circumference of the sock in FIGS. 1-3 is claimed surface pattern.

**1 Claim, 2 Drawing Sheets**

(56) **References Cited**

U.S. PATENT DOCUMENTS

- 5,724,753 A \* 3/1998 Throneburg ..... A43B 7/142  
36/10
- D479,040 S \* 9/2003 Cortinovis ..... D2/994
- D498,045 S \* 11/2004 Mavis ..... D2/985
- D512,829 S \* 12/2005 Viveros ..... D2/989



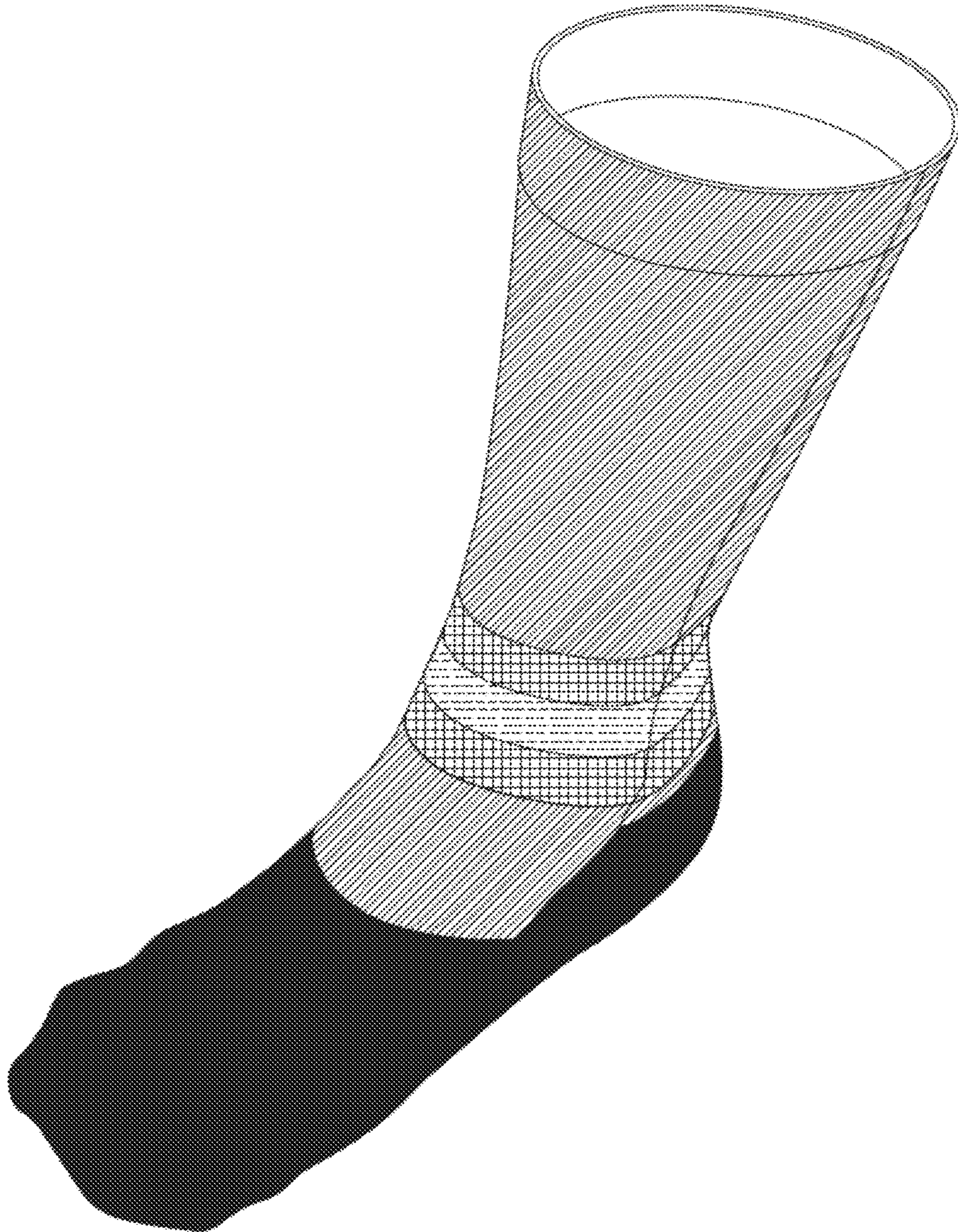


FIG. 1



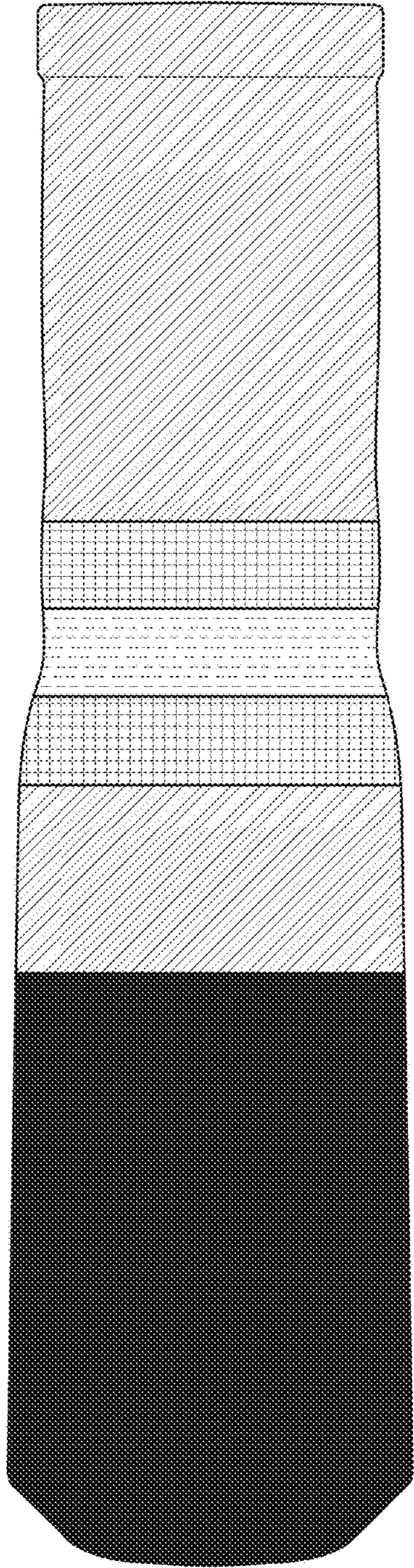


FIG. 2

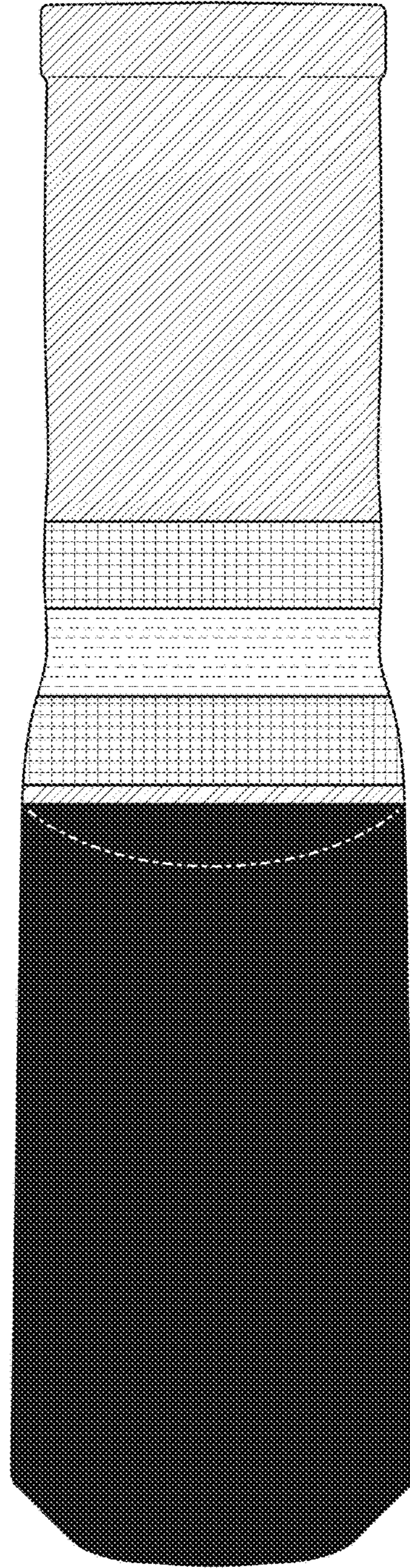


FIG. 3