



US00D822332S

(12) **United States Design Patent** (10) **Patent No.:** **US D822,332 S**
Angeloni et al. (45) **Date of Patent:** **** Jul. 10, 2018**

(54) **DEBOSSSED CHEWING GUM STICK**

(71) Applicant: **WM. WRIGLEY JR. COMPANY,**
Chicago, IL (US)

(72) Inventors: **Paul J. Angeloni,** Chicago, IL (US);
Lok Yan Chan, Sai Wan Ho (HK);
Marnie Chang, Chicago, IL (US);
Phoebe Evans, Chicago, IL (US);
Lavinel Popa, Chicago, IL (US);
Henry Xu, Guangzho (CN)

(73) Assignee: **WM. WRIGLEY JR. COMPANY,**
Chicago, IL (US)

(**) Term: **15 Years**

(21) Appl. No.: **29/592,577**

(22) Filed: **Jan. 31, 2017**

(51) **LOC (11) Cl.** **01-01**

(52) **U.S. Cl.**
USPC **D1/127; D1/115**

(58) **Field of Classification Search**
USPC D1/100–130, 199; D24/101, 102; 426/3,
426/5, 87, 89, 92, 103, 104, 129, 138,
426/144, 249, 383, 512, 516, 660, 808;
424/467; D25/113, 119, 121–132;
D21/499; D5/55–58, 62
CPC ... A23G 4/02; A23G 4/06; A23G 4/08; A23G
4/10; A23G 4/20; A23G 4/00; A23G
3/38; A23G 3/42; A23G 3/54; A23K
1/164

See application file for complete search history.

(56) **References Cited**

U.S. PATENT DOCUMENTS

D166,561 S * 4/1952 Peters D1/115
D596,826 S * 7/2009 Hosier D1/115

D648,507 S * 11/2011 Haigh D1/128
D703,833 S * 4/2014 Schober D25/105
D717,518 S * 11/2014 Leder D1/114
D725,149 S * 3/2015 Baker D14/492
D750,866 S * 3/2016 Leder D1/114
D753,183 S * 4/2016 Lee D14/490
D754,941 S * 5/2016 Pawlowski D1/127
D754,942 S * 5/2016 Pawlowski D1/127
D755,467 S * 5/2016 Pawlowski D1/127
D779,153 S * 2/2017 Gao D1/127
2006/0046017 A1* 3/2006 Adickes B32B 17/10036
428/67

* cited by examiner

Primary Examiner — Katie Jane Stofko

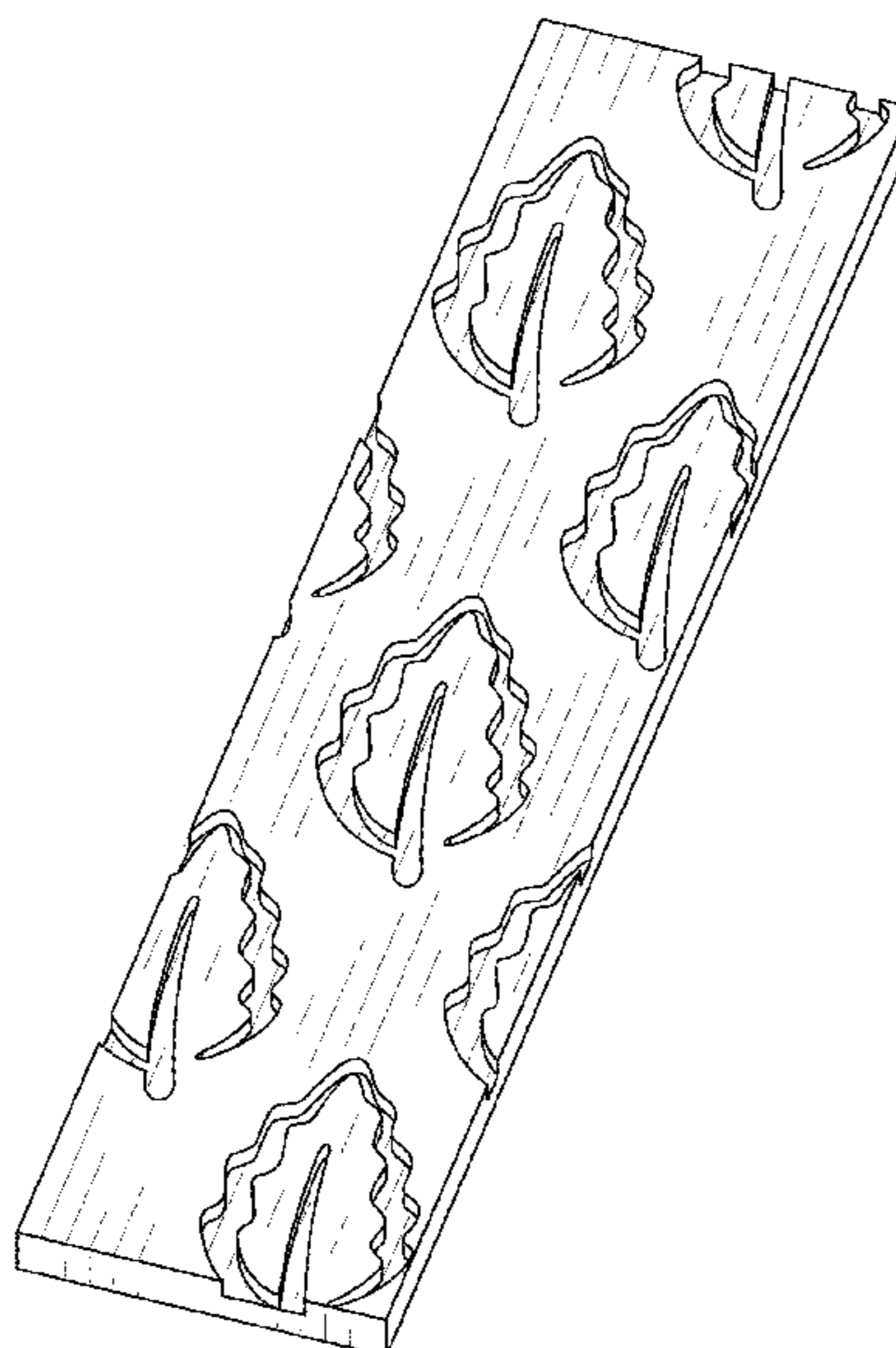
(57) **CLAIM**

We claim the ornamental design for a debossed chewing gum stick, as substantially shown and described.

DESCRIPTION

FIG. 1 is a perspective view of a debossed chewing gum stick of the present invention.
FIG. 2 is a front view of the debossed chewing gum stick of the present invention.
FIG. 3 is a back view of the debossed chewing gum stick of the present invention.
FIG. 4 is a left side view of the debossed chewing gum stick of the present invention.
FIG. 5 is a right side view of the debossed chewing gum stick of the present invention.
FIG. 6 is a top plan view of the debossed chewing gum stick of the present invention; and,
FIG. 7 is a bottom plan view of the debossed chewing gum stick of the present invention.

1 Claim, 3 Drawing Sheets



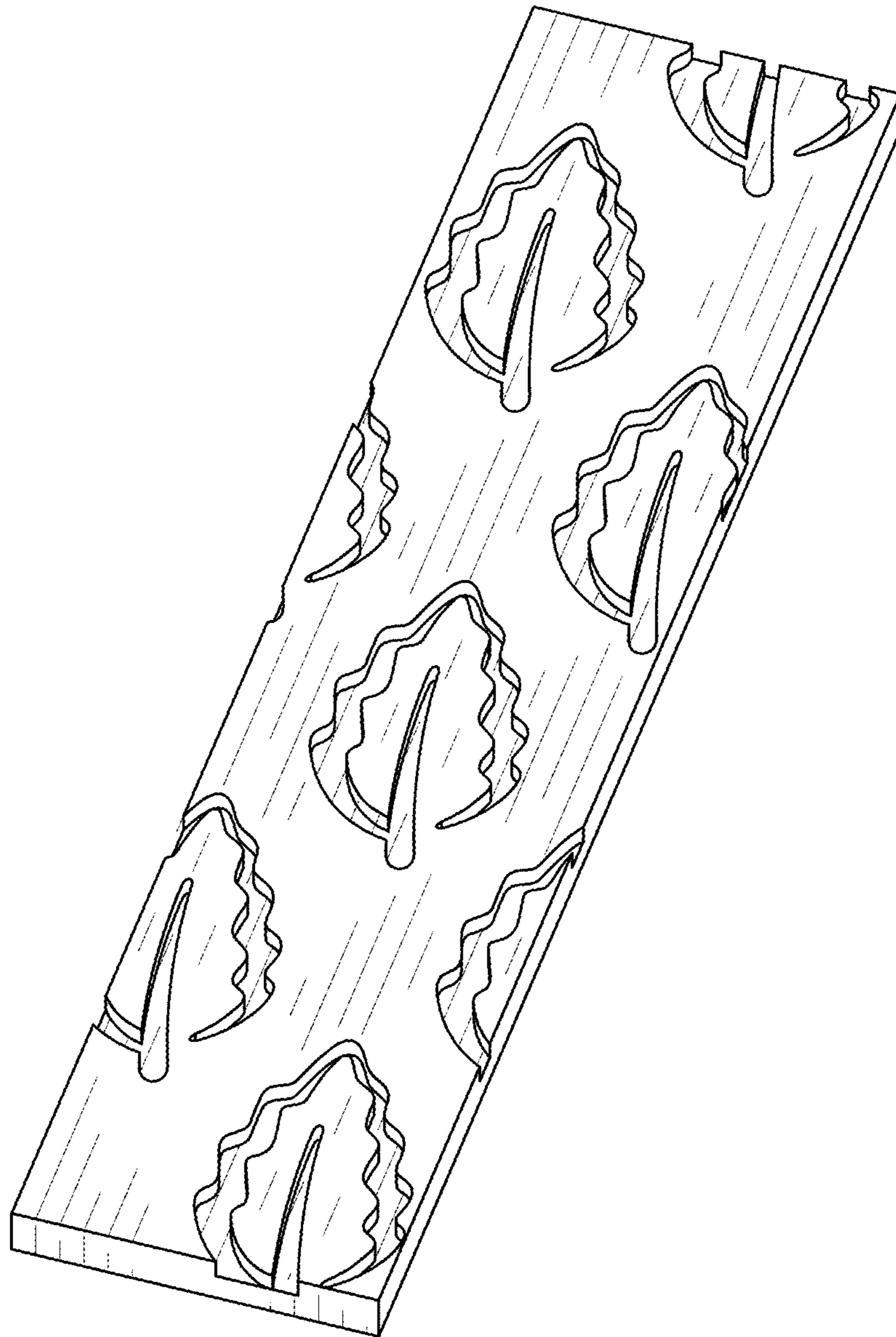


FIG. 1

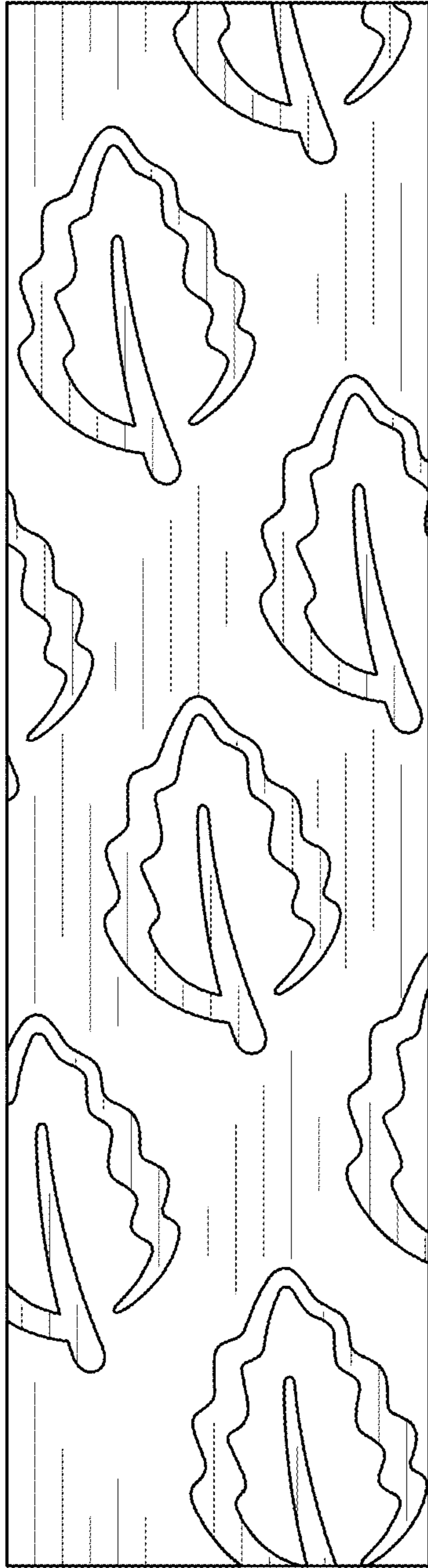


FIG. 2




FIG. 3



FIG. 4




FIG. 5



FIG. 6



FIG. 7