



US00D822328S

(12) **United States Design Patent**
Rana

(10) **Patent No.:** **US D822,328 S**
(45) **Date of Patent:** **** Jul. 10, 2018**

- (54) **RAVIOLI**
- (71) Applicant: **PASTIFICIO RANA S.p.A.**, San Giovanni Lupatoto (Verona) (IT)
- (72) Inventor: **Giovanni Rana**, San Giovanni Lupatoto (IT)
- (73) Assignee: **PASTIFICIO RANA S.P.A.**, San Giovanni Lupatoto (Verona) (IT)

D324,290 S *	3/1992	Stein	D1/128
D391,736 S *	3/1998	Oelke	D1/125
D410,457 S *	6/1999	Eyler	D14/432
D453,863 S *	2/2002	Kang	D1/125
D495,540 S *	9/2004	Lipsztein	D6/601
D527,497 S *	8/2006	Grimes	D30/160
D598,635 S *	8/2009	Geoffrion	D1/127
D739,991 S *	10/2015	Chu	D1/128
D771,349 S *	11/2016	Yang	D1/128
D778,526 S *	2/2017	Martin	D1/125
D788,997 S *	6/2017	Fore	D30/145

(**) Term: **15 Years**
(21) Appl. No.: **29/606,310**

- (22) Filed: **Jun. 2, 2017**
- (51) **LOC (11) Cl.** **01-01**
- (52) **U.S. Cl.**
USPC **D1/126**
- (58) **Field of Classification Search**
USPC D1/100–130, 199; 426/94, 104, 138, 426/143, 144, 274, 283, 303, 391, 512, 426/514, 518, 549; D6/597, 601; D7/675, 560, 566, 568, 672; D9/451, D9/707, 710, 715; D28/8.1, 8.2; D21/385, 386, 707; D24/101–104
CPC . A21C 11/12; A22C 13/0013; A21D 13/0016; A21D 13/0022; A21D 13/0025; A21D 13/0029; A21D 13/0074; A23G 3/54; A23G 4/20; A23G 9/48; A23L 1/005; A23L 1/0052; A23L 1/0067; A23L 1/16; A23L 1/1641; A23L 1/217; A23V 2002/00
See application file for complete search history.

(56) **References Cited**
U.S. PATENT DOCUMENTS

D236,845 S *	9/1975	Banaim	D1/115
D315,437 S *	3/1991	Stein	D1/127

OTHER PUBLICATIONS

“Jolie Ravioli Kids Shaped Ravioli.” Heaven-Lee Desserts Heaven-Lee Pasta. Sep. 15, 2015. Web. Jan. 24, 2018. <<http://www.heavenleedessertsandpasta.com/product/jolie-ravioli-kids-shaped-ravioli/>>.*

* cited by examiner

Primary Examiner — Katie Jane Stofko
(74) *Attorney, Agent, or Firm* — Knobbe Martens Olson & Bear LLP

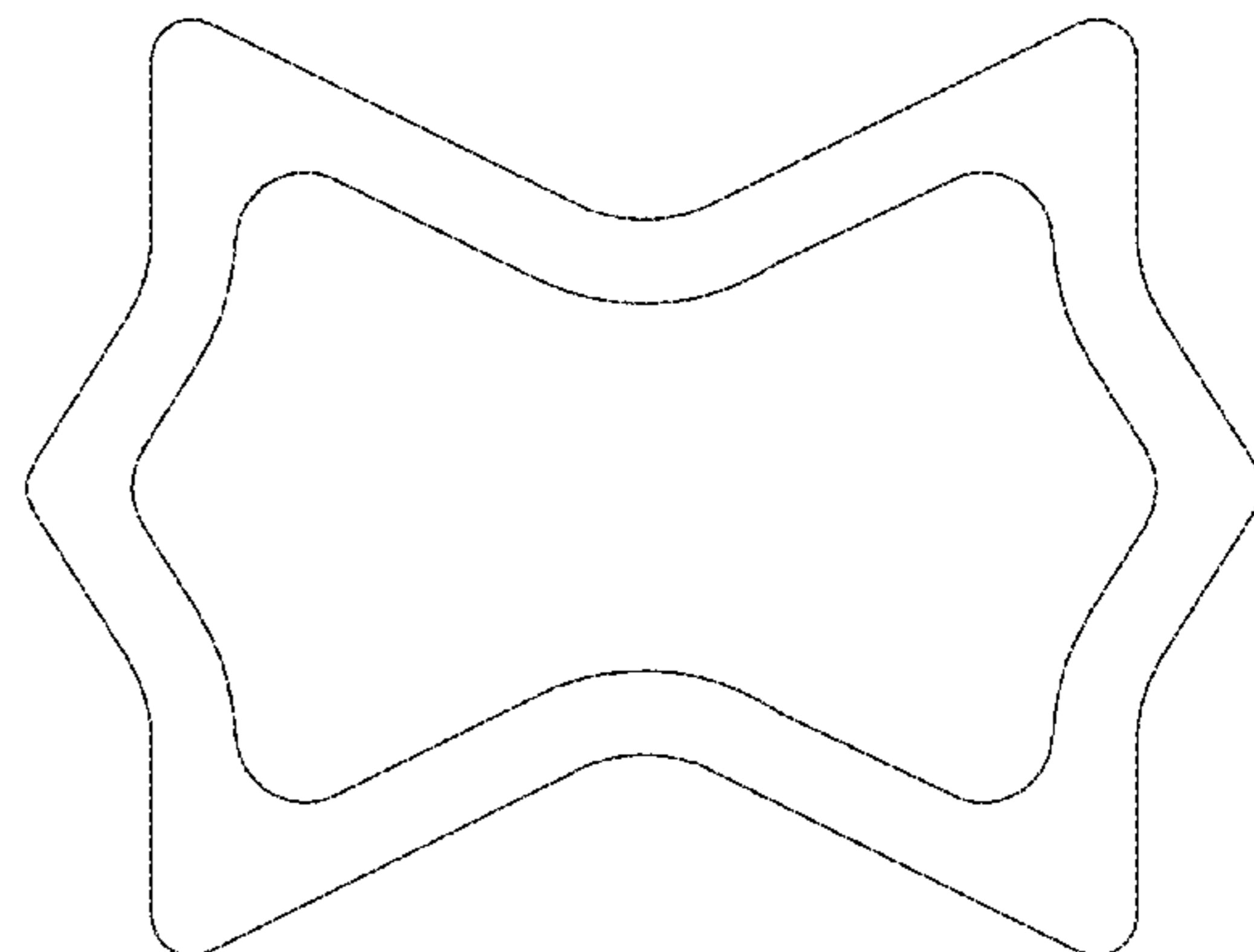
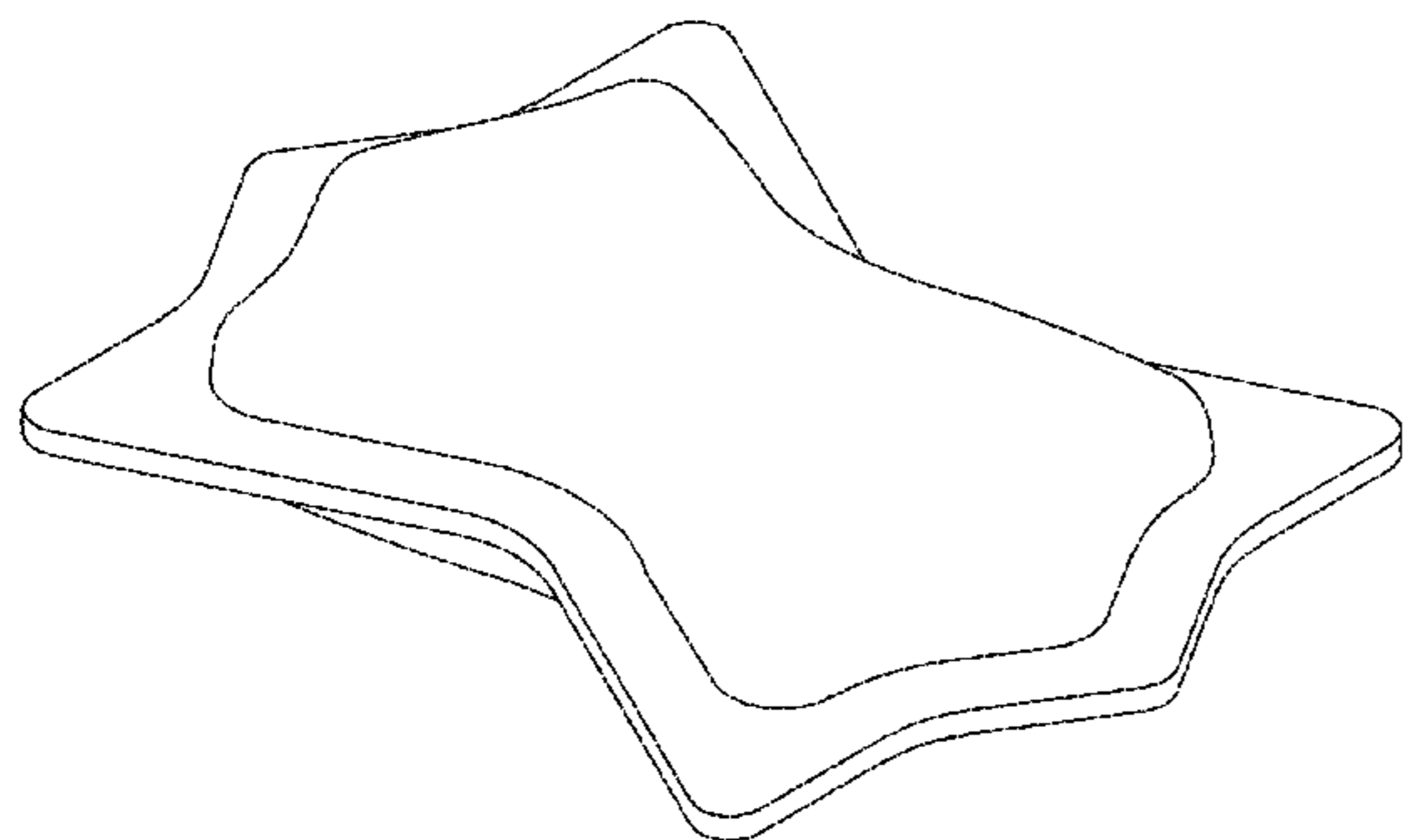
(57) **CLAIM**

The ornamental design for a ravioli, as shown.

DESCRIPTION

FIG. 1 is a perspective view of a ravioli, showing my new design;
FIG. 2 is a top plan view thereof;
FIG. 3 is a right side elevational view thereof;
FIG. 4 is a left side elevational view thereof;
FIG. 5 is a bottom plan view thereof;
FIG. 6 is a rear elevational view thereof; and,
FIG. 7 is a front elevational view thereof.

1 Claim, 5 Drawing Sheets



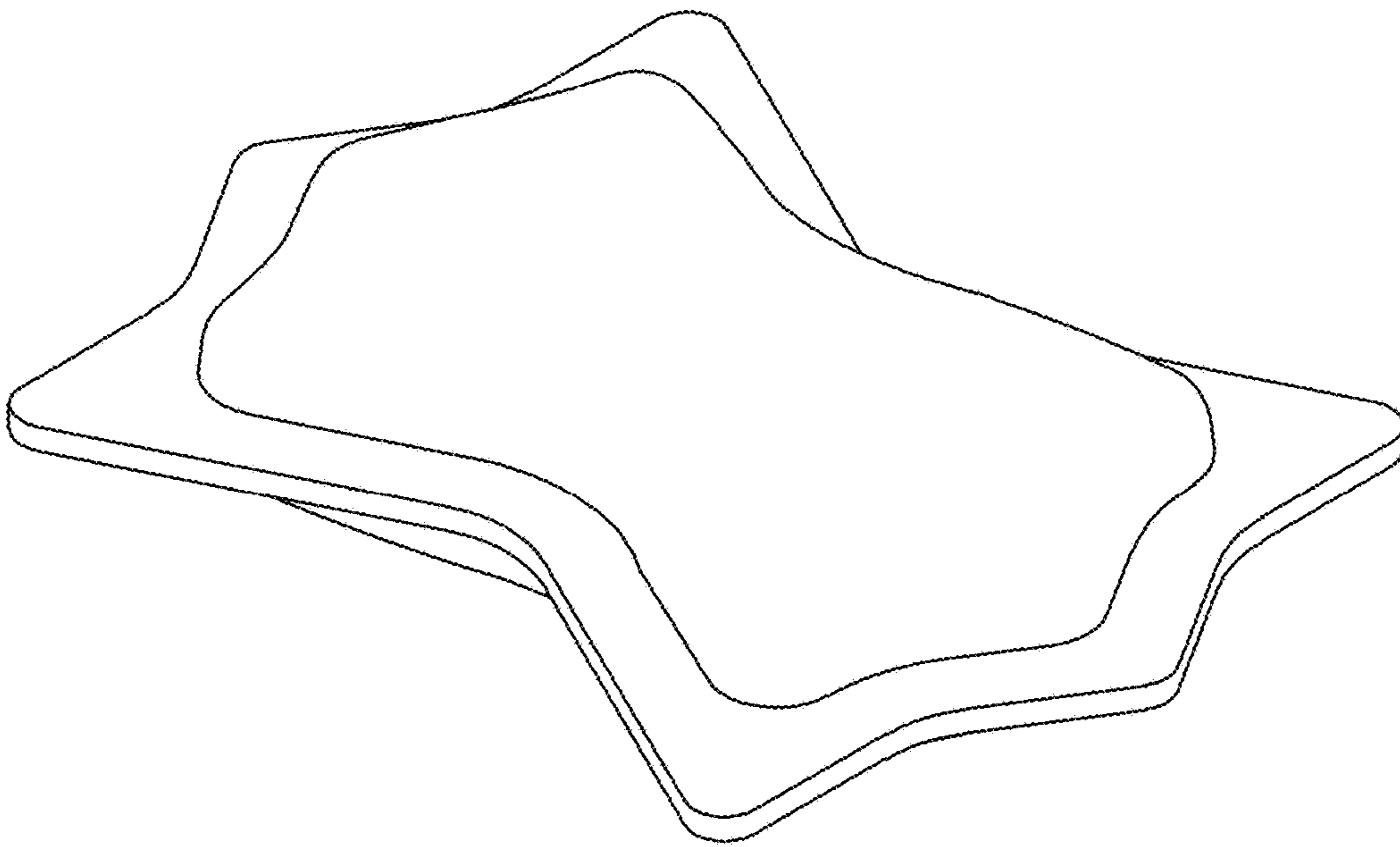


FIG. 1

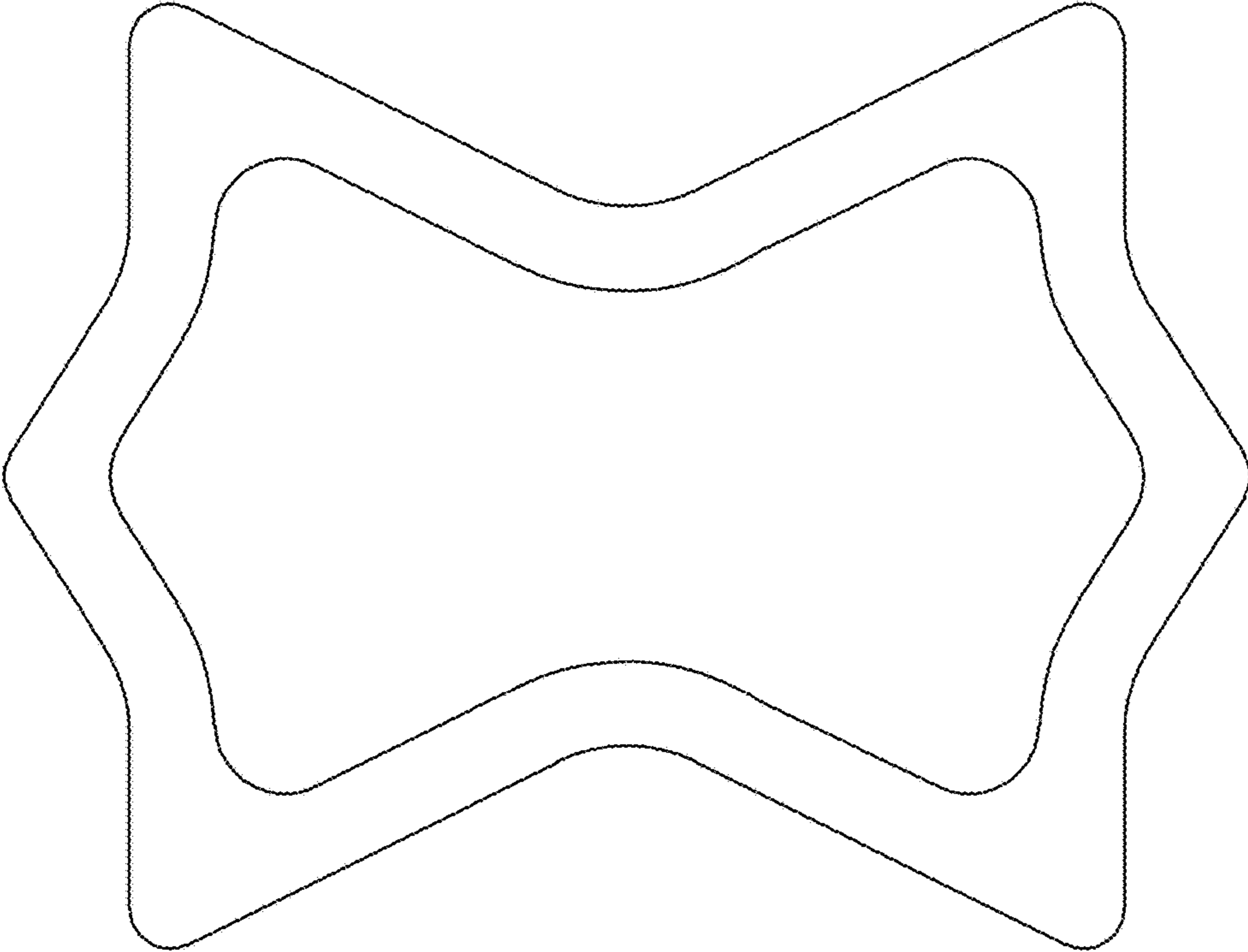


FIG. 2

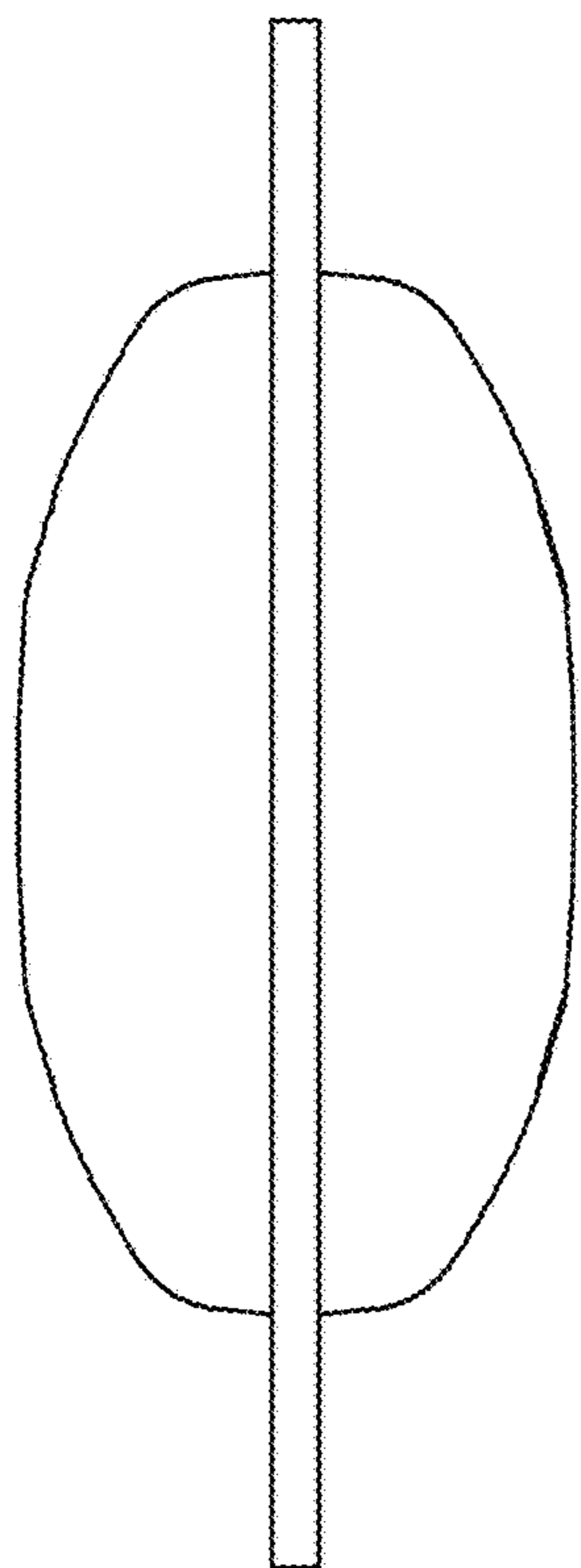


FIG. 3

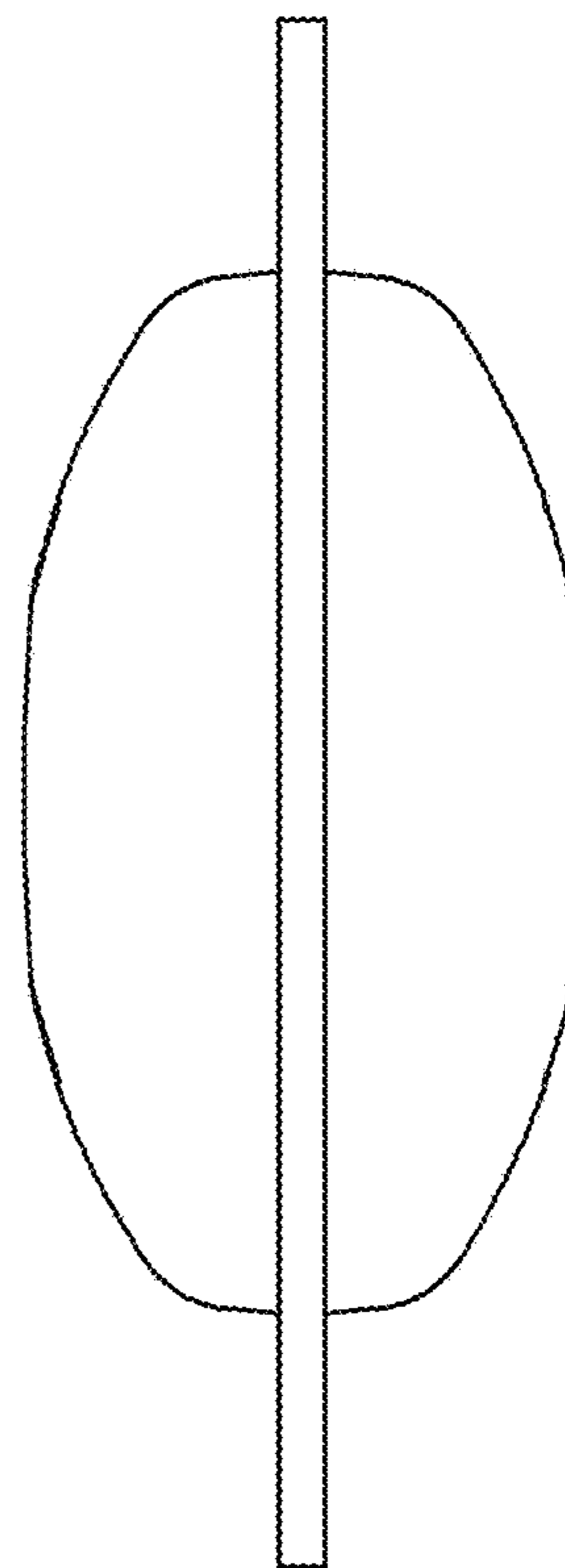


FIG. 4

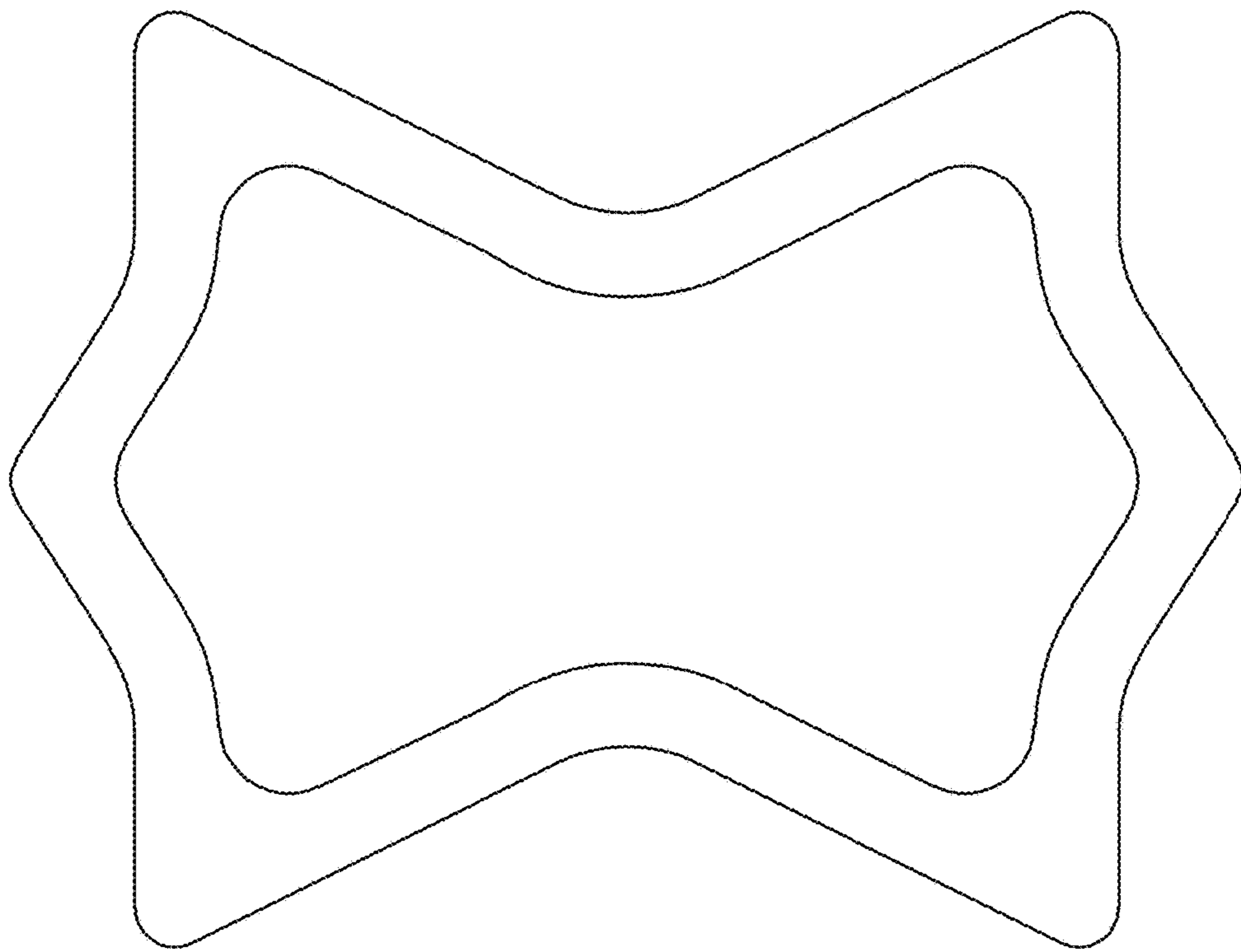


FIG. 5

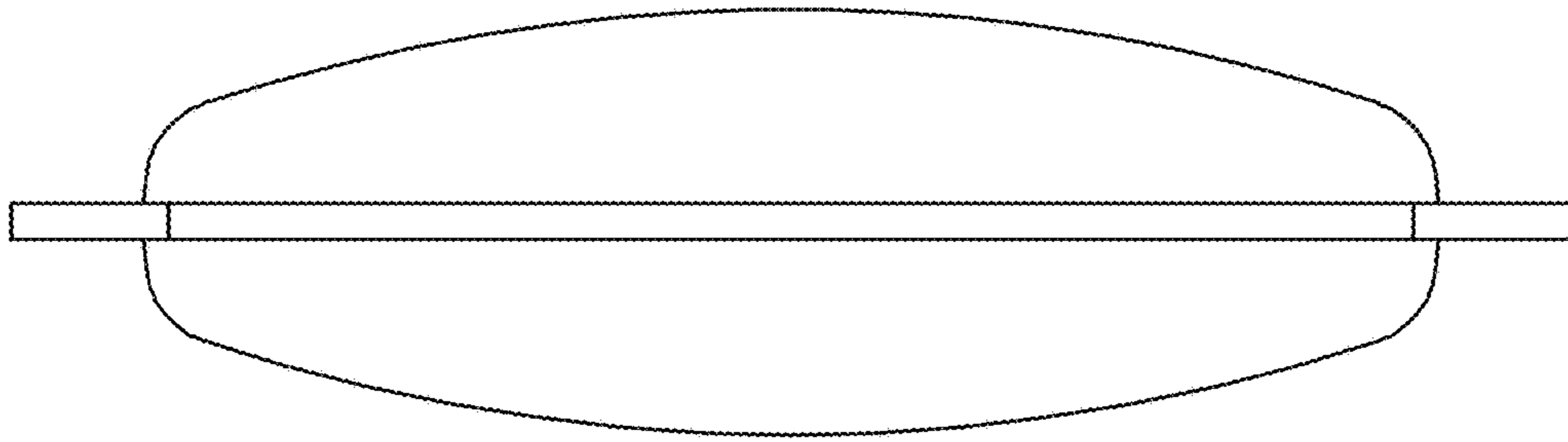


FIG. 6

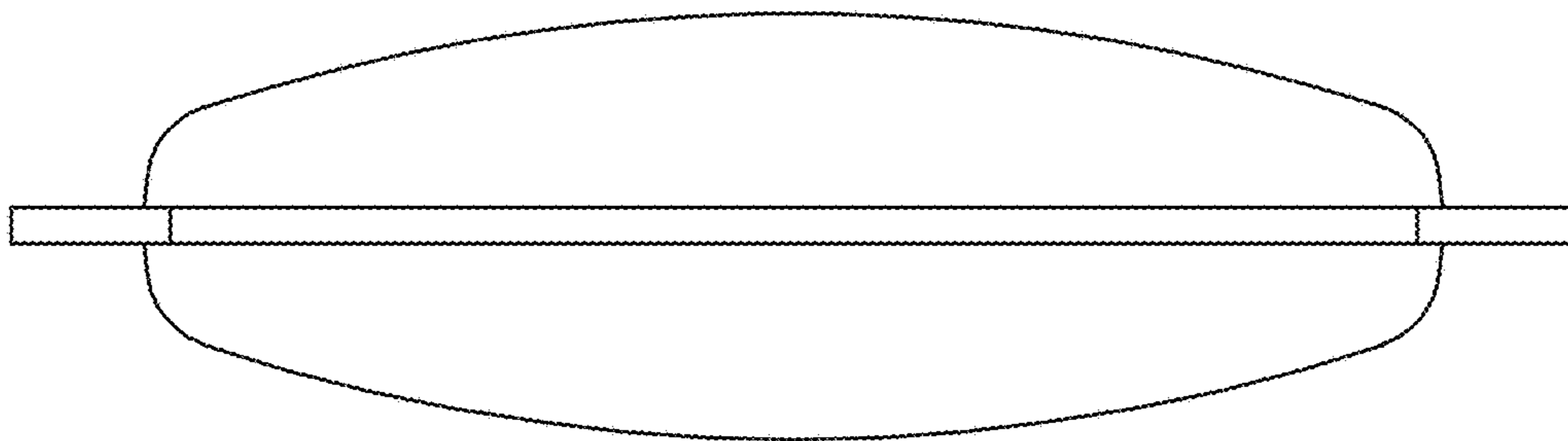


FIG. 7