



US00D822285S

(12) **United States Design Patent**
Martinez

(10) **Patent No.:** **US D822,285 S**
(45) **Date of Patent:** **** Jul. 3, 2018**

(54) **SHEET OF MATERIAL FOR A WEARABLE
ITEM SUCH AS A GARMENT, VEST OR
SHIRT**

(71) Applicant: **Safariland, LLC**, Jacksonville, FL (US)

(72) Inventor: **Ulysses Martinez**, Lakewood, CA (US)

(73) Assignee: **Safariland, LLC**, Jacksonville, FL (US)

(**) Term: **15 Years**

(21) Appl. No.: **29/543,925**

(22) Filed: **Oct. 29, 2015**

(51) **LOC (11) Cl.** **29-02**

(52) **U.S. Cl.**

USPC **D29/101.4**; D2/750

(58) **Field of Classification Search**

USPC D29/100, 101, 101.2, 101.3, 101.4, 122,
D29/124; D2/626, 829, 830, 860;
362/108; D21/805; 441/88, 106, 108,
441/111, 117; 182/3; 2/48, 51, 92, 102,
2/103, 105, 913, 914, 915; D5/57

CPC A41D 1/00; A45F 3/00

See application file for complete search history.

(56) **References Cited**

U.S. PATENT DOCUMENTS

3,917,135	A	11/1975	Christensen	
5,031,244	A	7/1991	Inagaki	
D430,734	S *	9/2000	Bredendick	D5/53
D453,055	S *	1/2002	Ode	D2/829
6,874,163	B2	4/2005	Marshall	
7,200,871	B1	4/2007	Carlson	
7,448,115	B2	11/2008	Howell et al.	
7,644,449	B2	1/2010	Hellweg	
D653,430	S *	2/2012	Pouches	D2/829
D662,325	S *	6/2012	Wong	D5/47
8,370,962	B2	2/2013	McBride et al.	
D689,262	S *	9/2013	Passman	D2/829

D696,029	S *	12/2013	Seyler	D5/1
8,608,041	B1	12/2013	Adkisson	
D701,020	S *	3/2014	Passman	D2/829
D732,838	S *	6/2015	Seitzinger	D5/57
9,365,323	B1 *	6/2016	Cobler	B29D 7/01
D760,996	S *	7/2016	Yoo	D2/717
D762,346	S *	8/2016	Lomax	D2/829
9,521,897	B2 *	12/2016	Thompson	A45F 5/02
2007/0079416	A1	4/2007	Carlson	
2012/0180184	A1	7/2012	Crye	
2015/0189977	A1	7/2015	Thompson	

OTHER PUBLICATIONS

“Perforated Metal” p. 26 (JPO ID No. HC05005929) collected by the JPO on Mar. 19, 1993.

Japanese Appln. No. 2016-022244 Office Action dated Jan. 30, 2017.

* cited by examiner

Primary Examiner — Randall H Gholson

(74) *Attorney, Agent, or Firm* — Kane Kessler, P.C.; Paul E. Szabo

(57) **CLAIM**

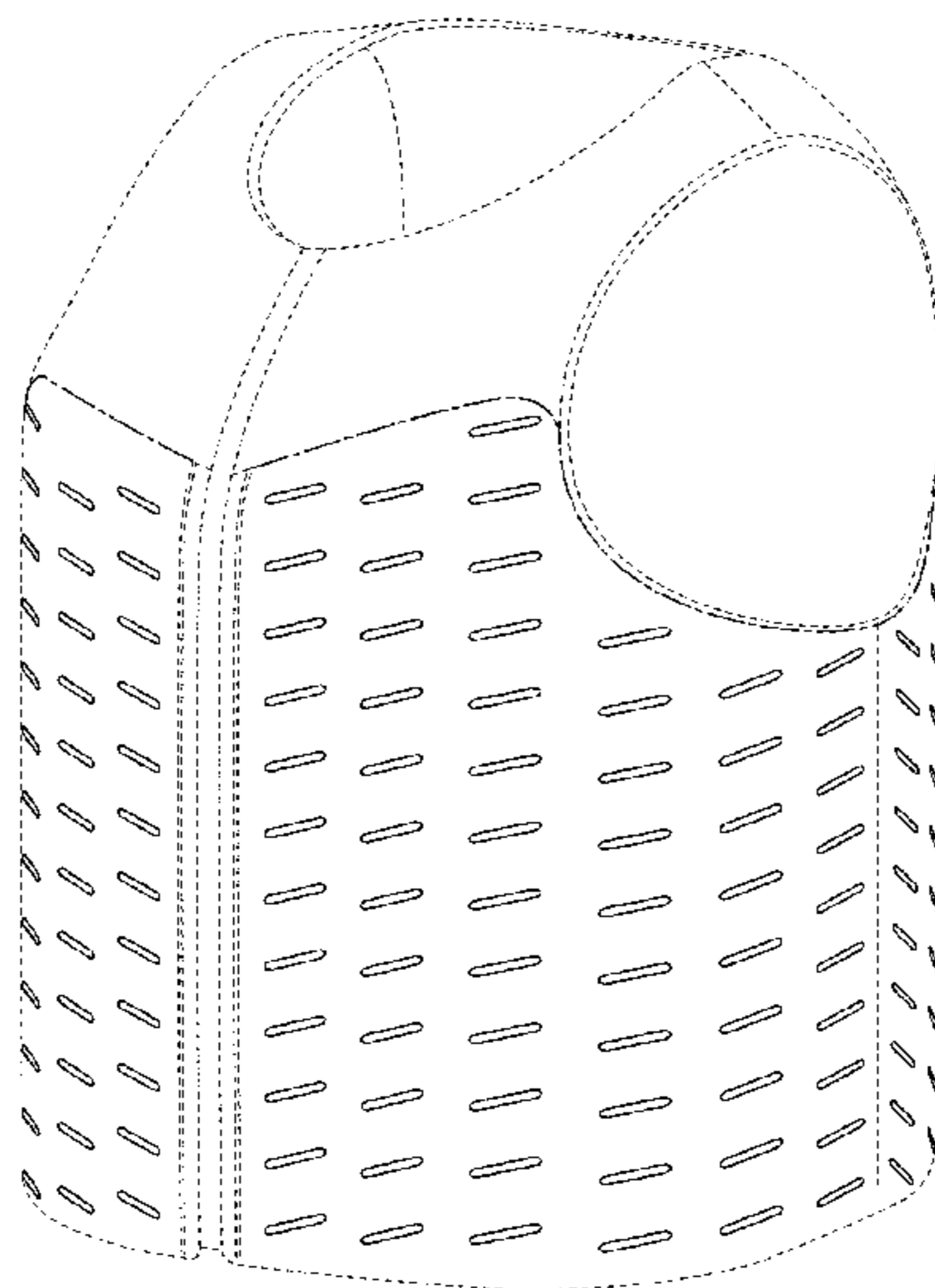
The ornamental design for a sheet of material for a wearable item such as a garment, vest or shirt, as shown.

DESCRIPTION

FIG. 1 is a perspective view of the sheet of material for a wearable item such as a garment, vest or shirt; FIG. 2 is a front elevational view thereof; FIG. 3 is a back elevational view thereof; FIG. 4 is a right side elevational view thereof; FIG. 5 is a left side elevational view thereof; FIG. 6 is a top plan view thereof; and, FIG. 7 is a bottom plan view thereof.

The material shown in broken lines is environment and forms no part of the claimed design.

1 Claim, 6 Drawing Sheets



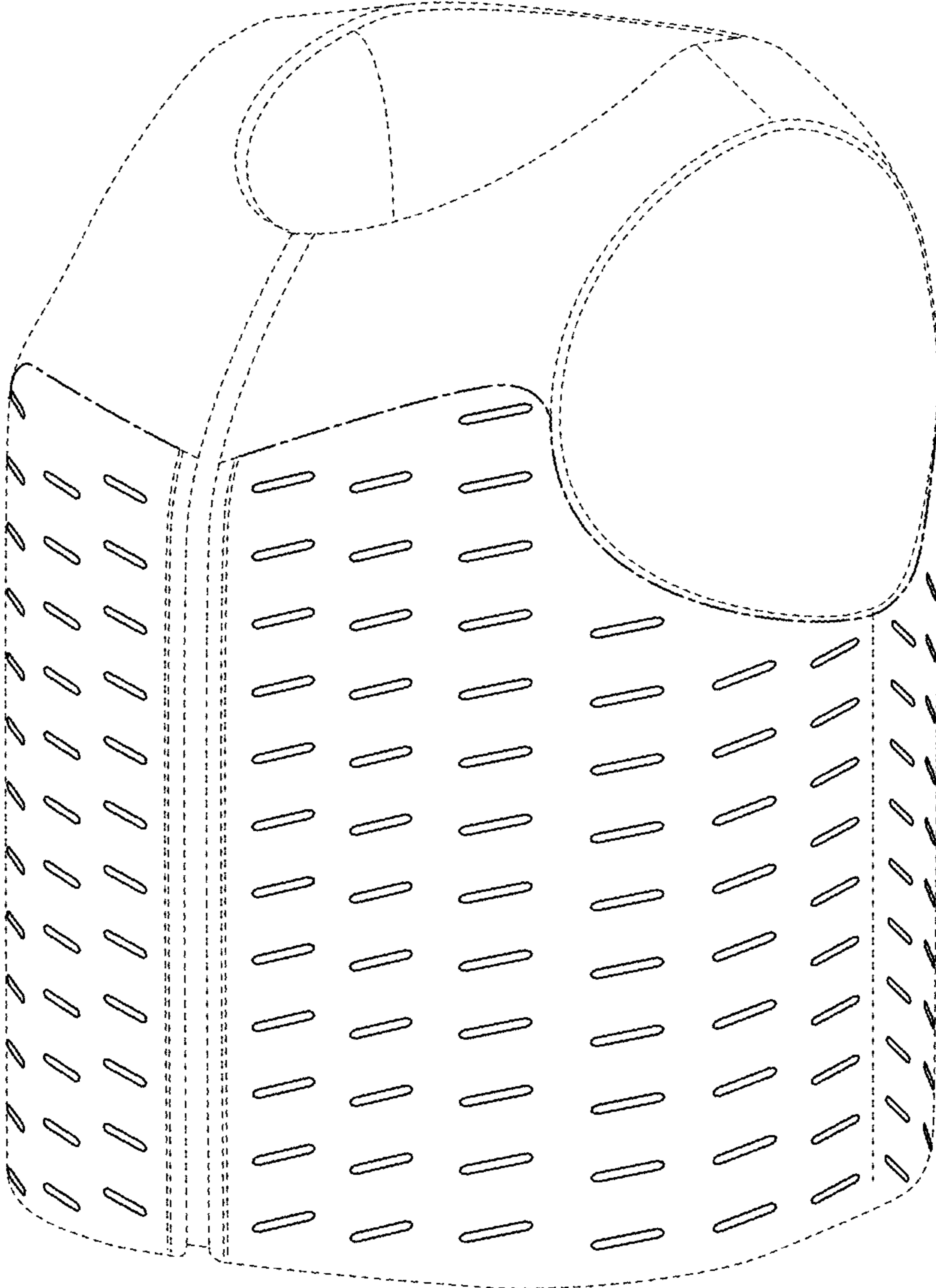


FIG. 1

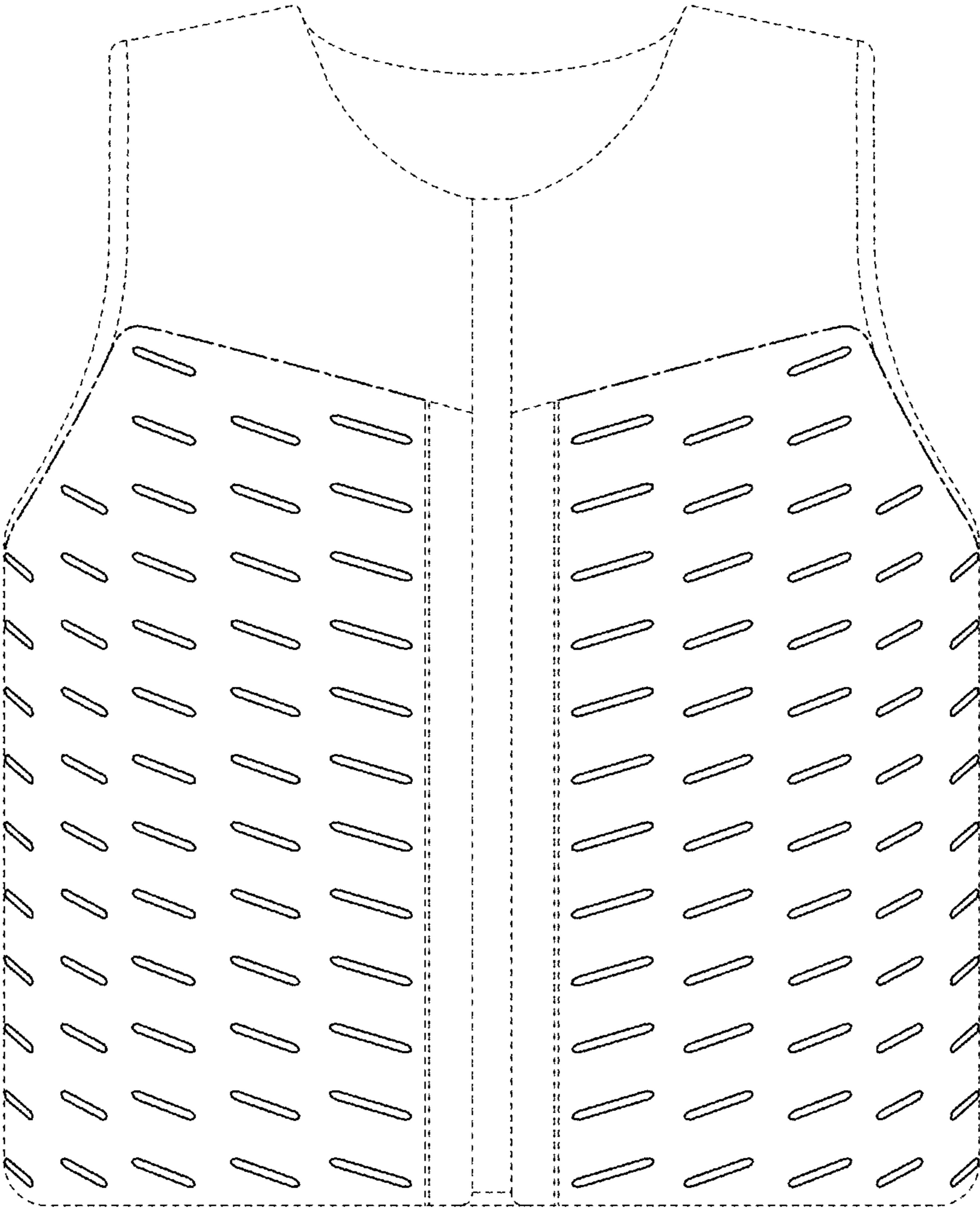


FIG. 2

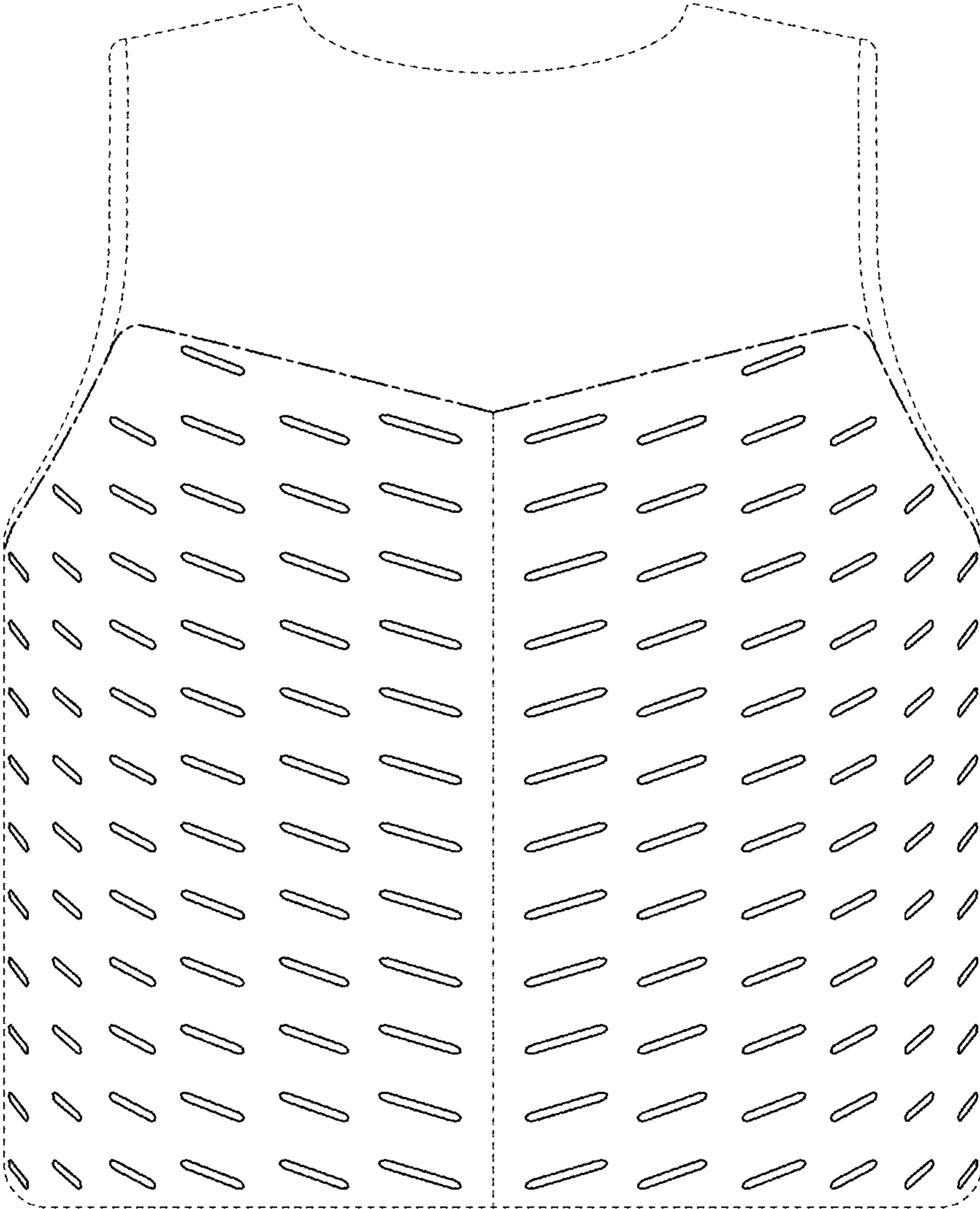


FIG. 3

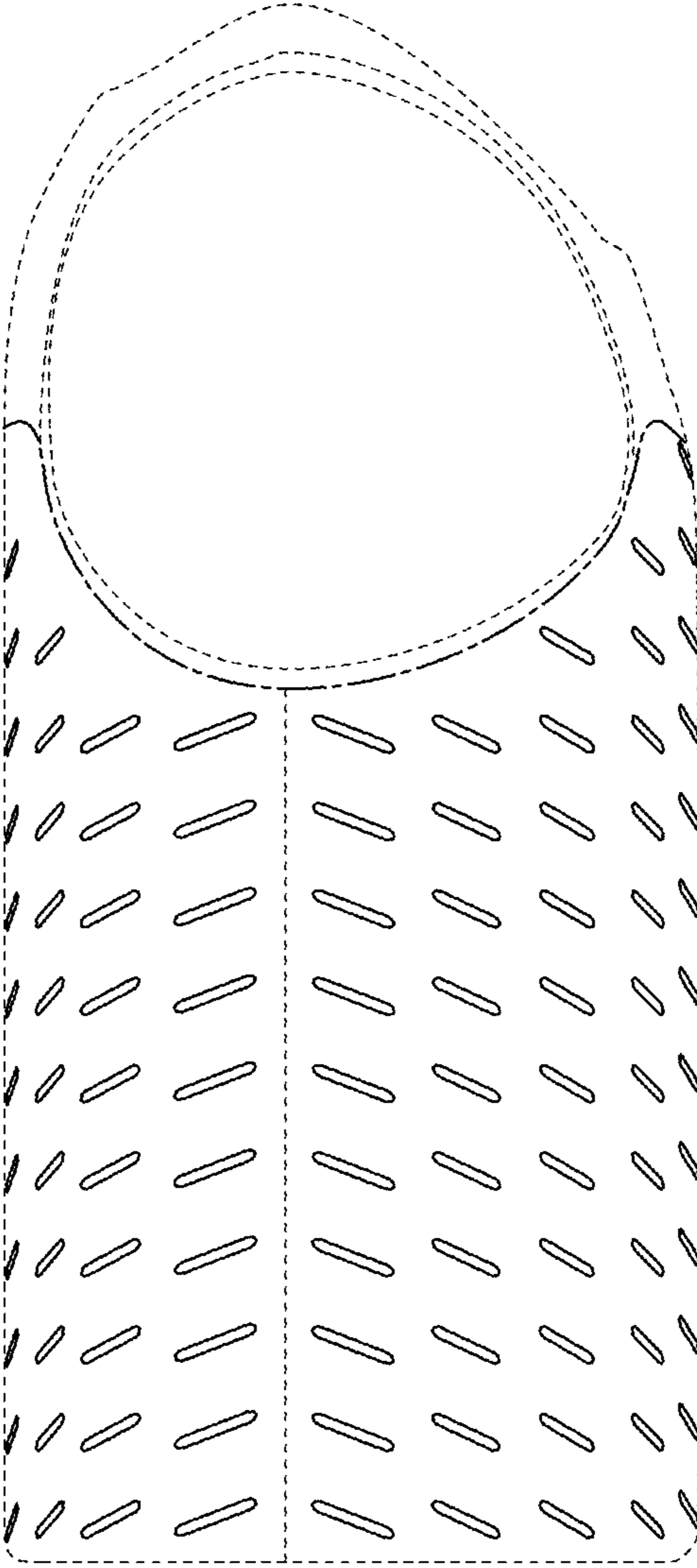


FIG. 4

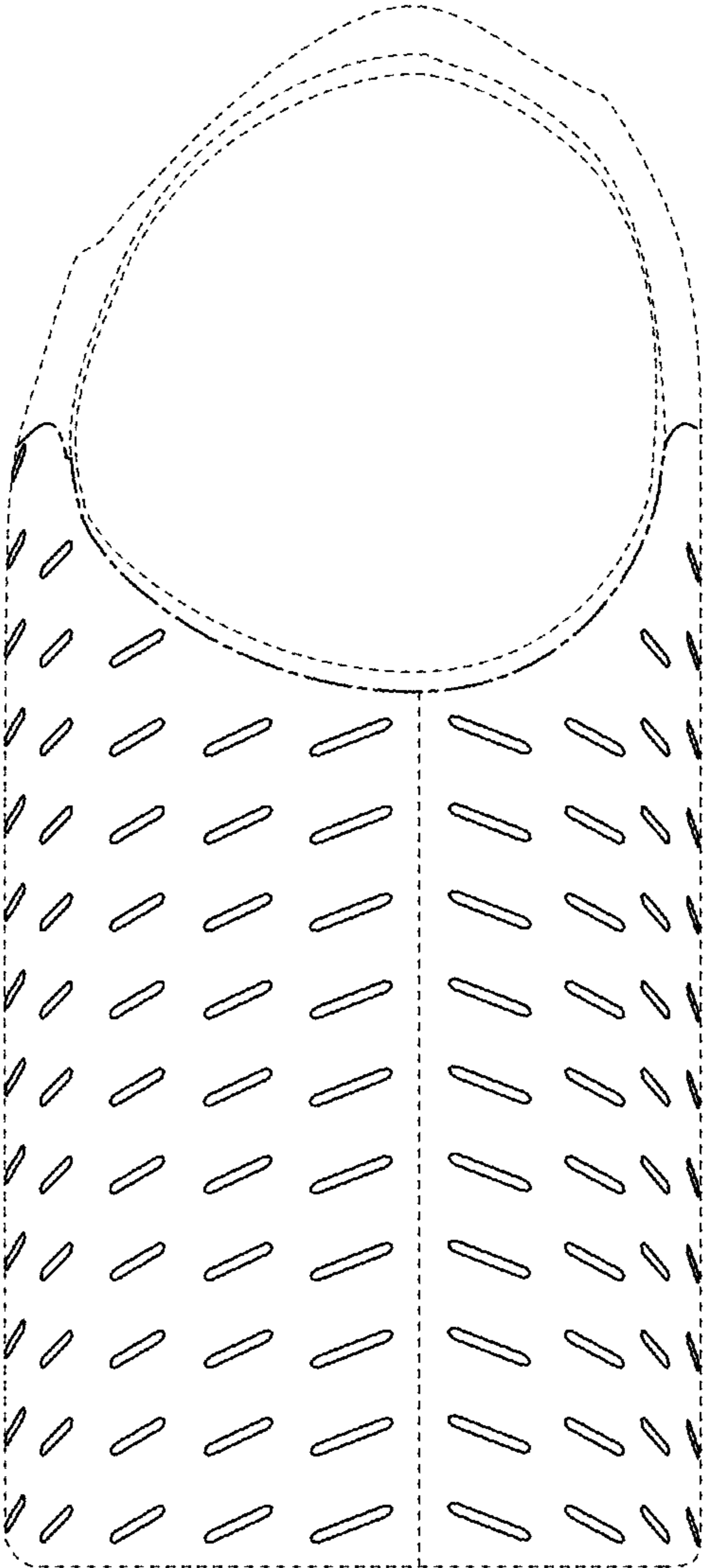


FIG. 5

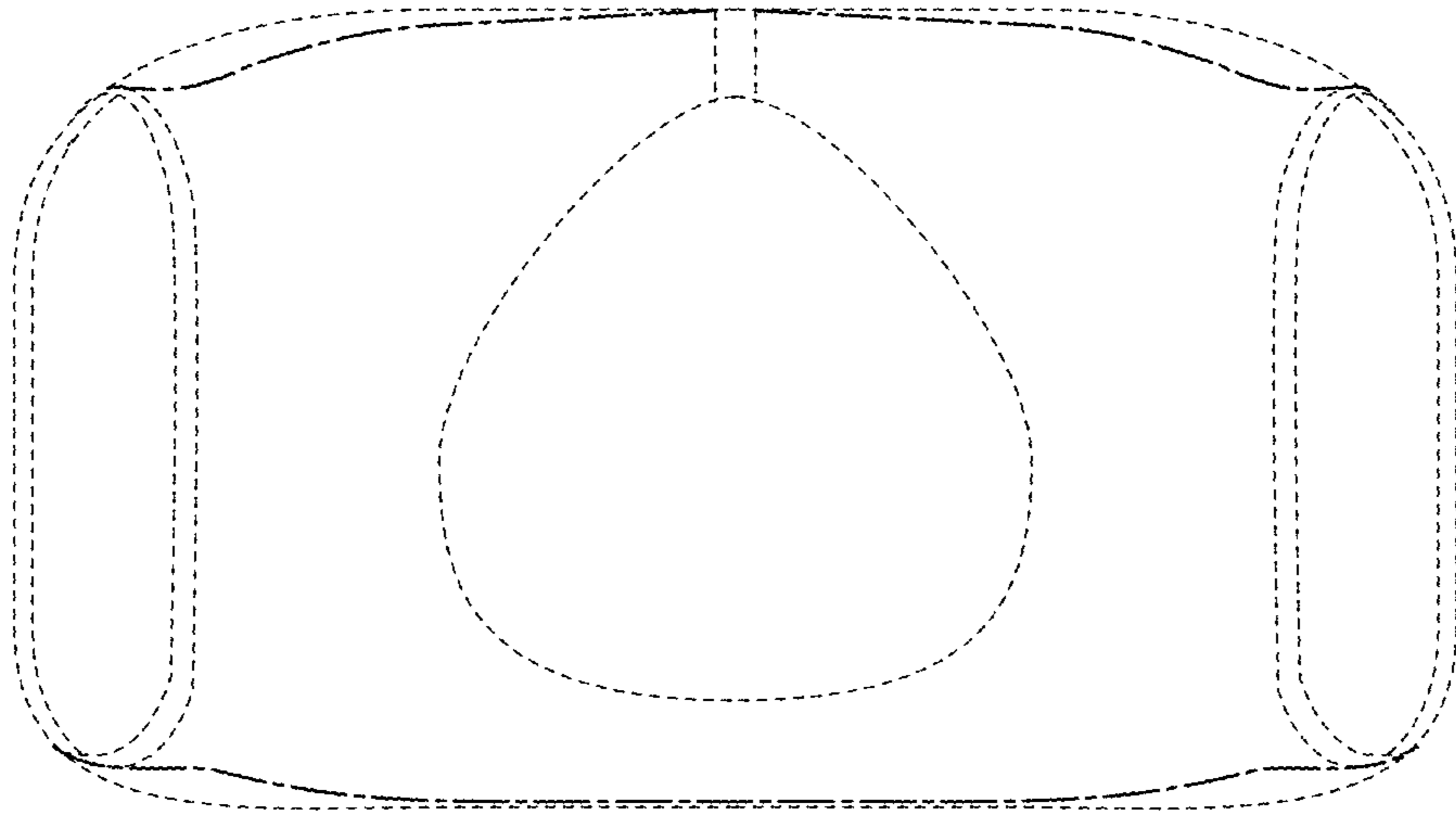


FIG. 6

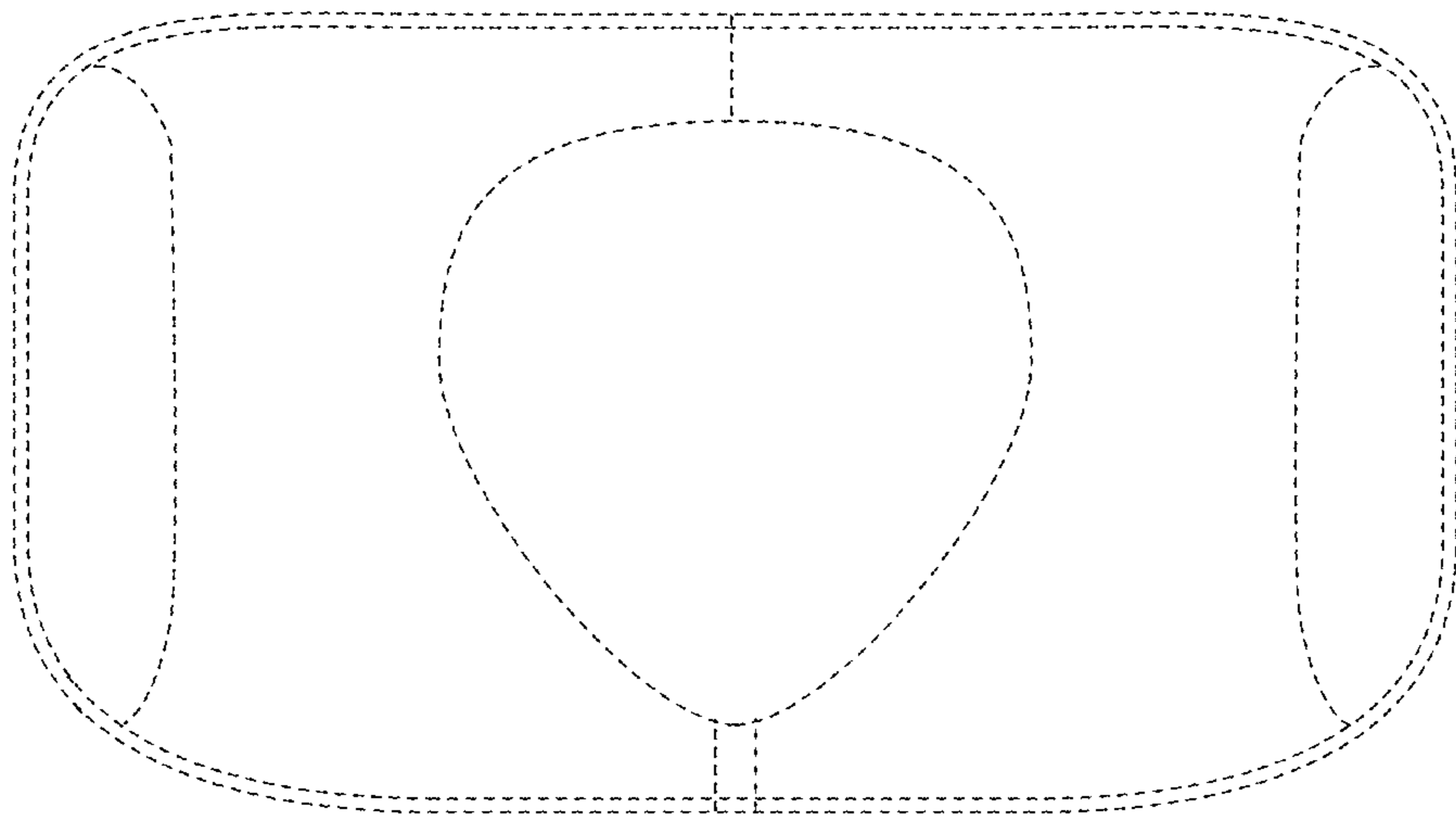


FIG. 7