



US00D822245S

(12) **United States Design Patent**
Yan

(10) **Patent No.:** **US D822,245 S**
(45) **Date of Patent:** **** Jul. 3, 2018**

(54) **LIGHT BAR FOR A VEHICLE**

(71) Applicant: **Guangzhou ZhiLan E-commerce Co., Ltd**, Guangzhou (CN)

(72) Inventor: **Riqin Yan**, Guangzhou (CN)

(73) Assignee: **Guangzhou ZhiLan E-commerce Co., Ltd**, Guangzhou (CN)

(**) Term: **15 Years**

(21) Appl. No.: **29/608,601**

(22) Filed: **Jun. 23, 2017**

(51) **LOC (11) Cl.** **26-06**

(52) **U.S. Cl.**
USPC **D26/31**

(58) **Field of Classification Search**
USPC D26/28-36, 31; 362/80-83, 267-269,
362/459-468, 475-478, 485-487
CPC B60Q 1/0483; B60Q 9/13; B60Q 9/135;
B60Q 9/1375; F21S 48/00; F21S 48/10;
F21S 48/115; F21S 48/225; F21S
48/1233; F21S 48/1266; F21S 48/1388;
F21S 48/2268; F21V 21/04

See application file for complete search history.

(56) **References Cited**

U.S. PATENT DOCUMENTS

D499,198 S * 11/2004 Cowan D26/31
D656,258 S * 3/2012 Georgitsis B60Q 1/0483
D26/31

* cited by examiner

Primary Examiner — Marcus Jackson

(74) *Attorney, Agent, or Firm* — Gokalp Bayramoglu

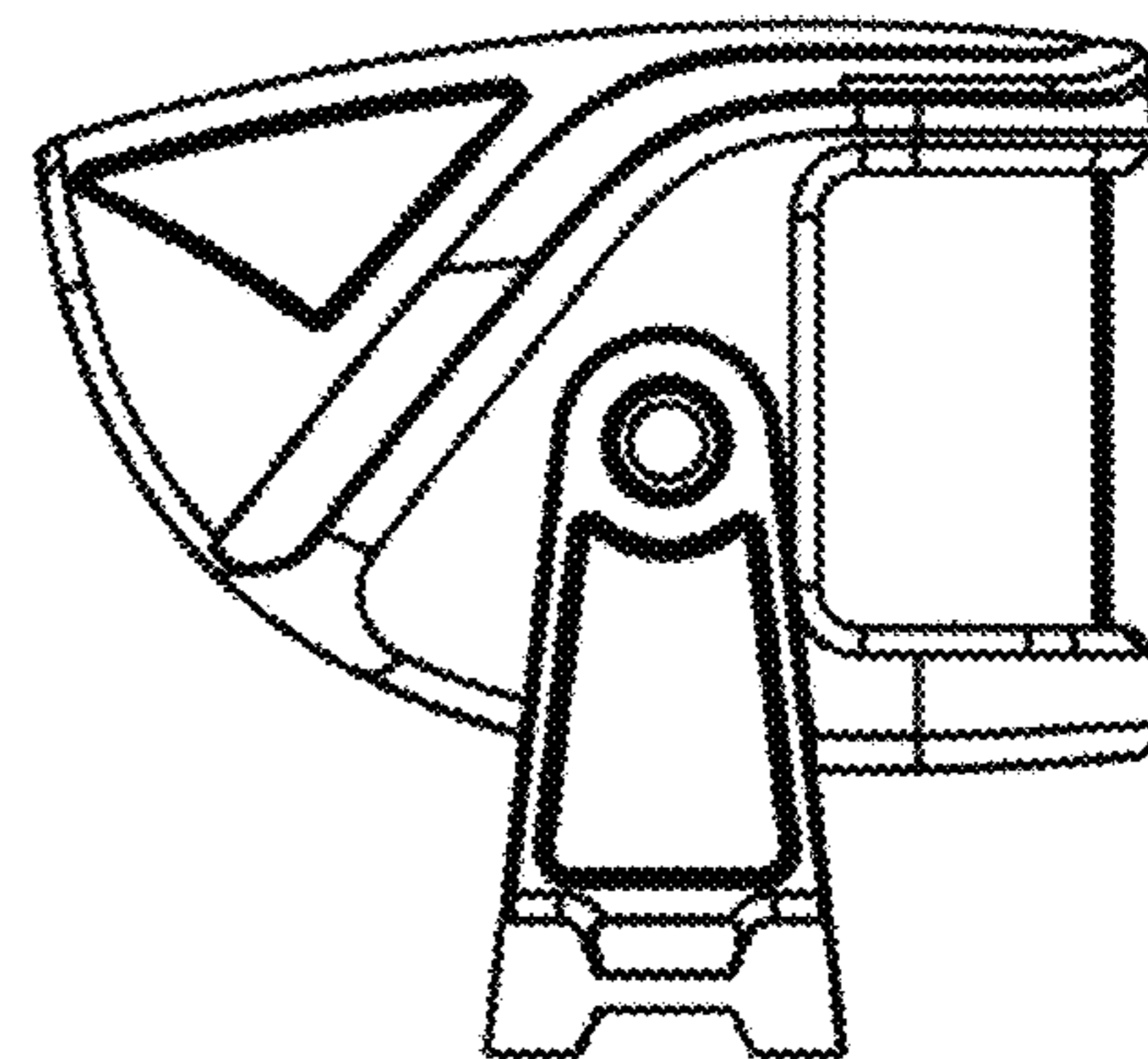

(57) **CLAIM**

The ornamental design for a light bar for a vehicle, as shown and described.

DESCRIPTION

FIG. 1 is a front view of the light bar for a vehicle showing my new design;
FIG. 2 is a back view of the light bar for a vehicle;
FIG. 3 left view of the light bar for a vehicle;
FIG. 4 is a right view of the light bar for a vehicle;
FIG. 5 is a top view of the light bar for a vehicle; and
FIG. 6 is a bottom view of the light bar for a vehicle.

1 Claim, 6 Drawing Sheets



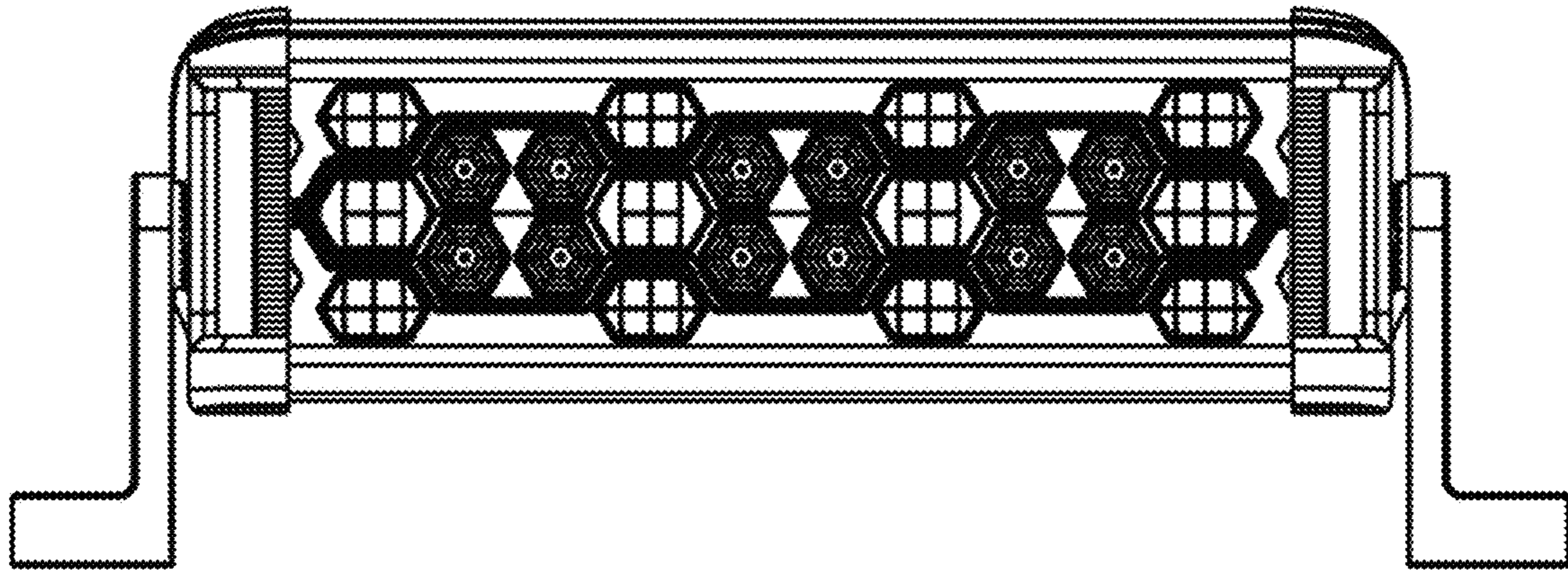


FIG.1




FIG.2

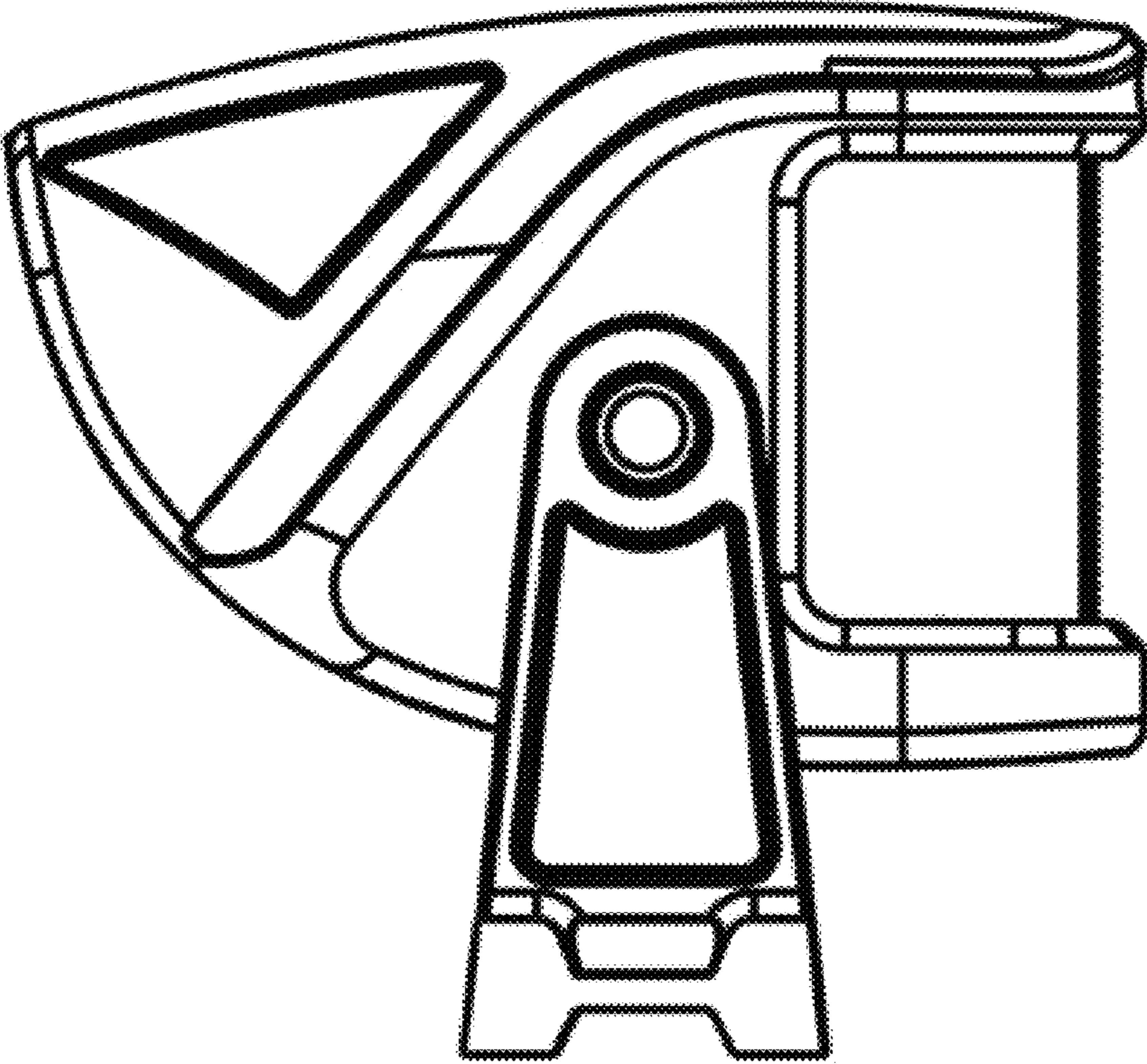


FIG.3

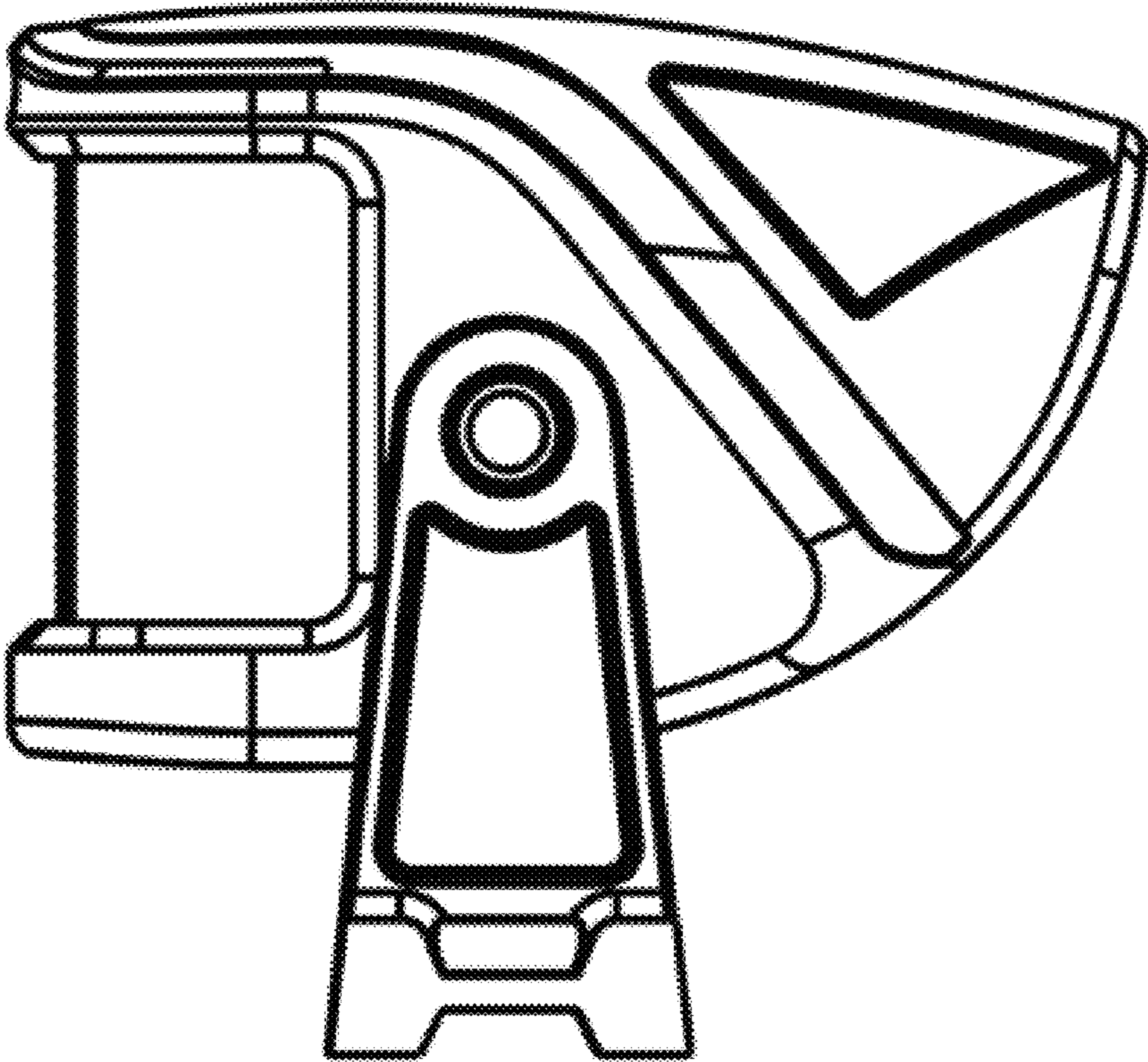


FIG.4




FIG.5



FIG.6