



US00D822243S

(12) **United States Design Patent** (10) **Patent No.:** **US D822,243 S**
Lee et al. (45) **Date of Patent:** **** Jul. 3, 2018**

(54) **REAR COMBINATION LAMP FOR CARS**

(71) Applicant: **HYUNDAI MOTOR COMPANY**,
Seoul (KR)

(72) Inventors: **Soon-Il Lee**, Seoul (KR); **Jung-Taik Hur**, Yongin-si (KR)

(**) Term: **15 Years**

(21) Appl. No.: **35/502,535**

(22) Filed: **Jan. 5, 2017**

(80) **Hague Agreement Data**

Int. Filing Date: **Jan. 5, 2017**

Int. Reg. No.: **DM/094835**

Int. Reg. Date: **Jan. 5, 2017**

Int. Reg. Pub. Date: **Mar. 3, 2017**

(30) **Foreign Application Priority Data**

Oct. 20, 2016 (KR) 30-2016-0050280

(51) **LOC (11) Cl.** **26-06**

(52) **U.S. Cl.**
USPC **D26/28**

(58) **Field of Classification Search**

USPC D12/86, 90, 91, 92, 114, 163, 169, 171,
D12/172, 173, 181, 190, 196, 197, 199,
D12/400; D26/28-36

CPC .. B62J 6/02; B62J 6/00; B60Q 3/0279; B60Q
1/04; B60Q 1/0408; B60Q 1/0466; B60Q
1/2653; B60Q 1/28; F21S 48/00; F21S
48/10; F21S 48/115; F21S 48/1233; F21S
48/1266; F21S 48/1388; F21S 48/2268

See application file for complete search history.

(56) **References Cited**

U.S. PATENT DOCUMENTS

D373,432 S * 9/1996 Wu D26/28

D385,982 S * 11/1997 Moore D26/28

D447,825 S *	9/2001	Lee	D26/28
D489,144 S *	4/2004	Dalton, Jr.	D26/28
D535,042 S *	1/2007	Nakayama	D26/28
D581,074 S *	11/2008	Starr	D26/31
D637,746 S *	5/2011	Kong	D26/28
D652,553 S *	1/2012	Vardis	D26/28
D684,711 S *	6/2013	Chen	D26/28
D708,369 S *	7/2014	Song	D26/28
D711,025 S *	8/2014	Gueler	D26/28
D711,562 S *	8/2014	Dickman	D26/28
D738,551 S *	9/2015	Diephuis	D26/28
D743,588 S *	11/2015	Wolff	D26/28
D747,016 S *	1/2016	George	D26/28
D751,233 S *	3/2016	Wolff	D26/28
D765,891 S *	9/2016	Varga	D26/28
D776,838 S *	1/2017	Wu	D26/28
D780,961 S *	3/2017	Curic	D26/28
D791,375 S *	7/2017	Lichte	D26/28
D795,472 S *	8/2017	Leutiger	D26/28
D801,558 S *	10/2017	Segui	D26/28
D802,183 S *	11/2017	Leutiger	D26/28

* cited by examiner

Primary Examiner — Darlington Ly

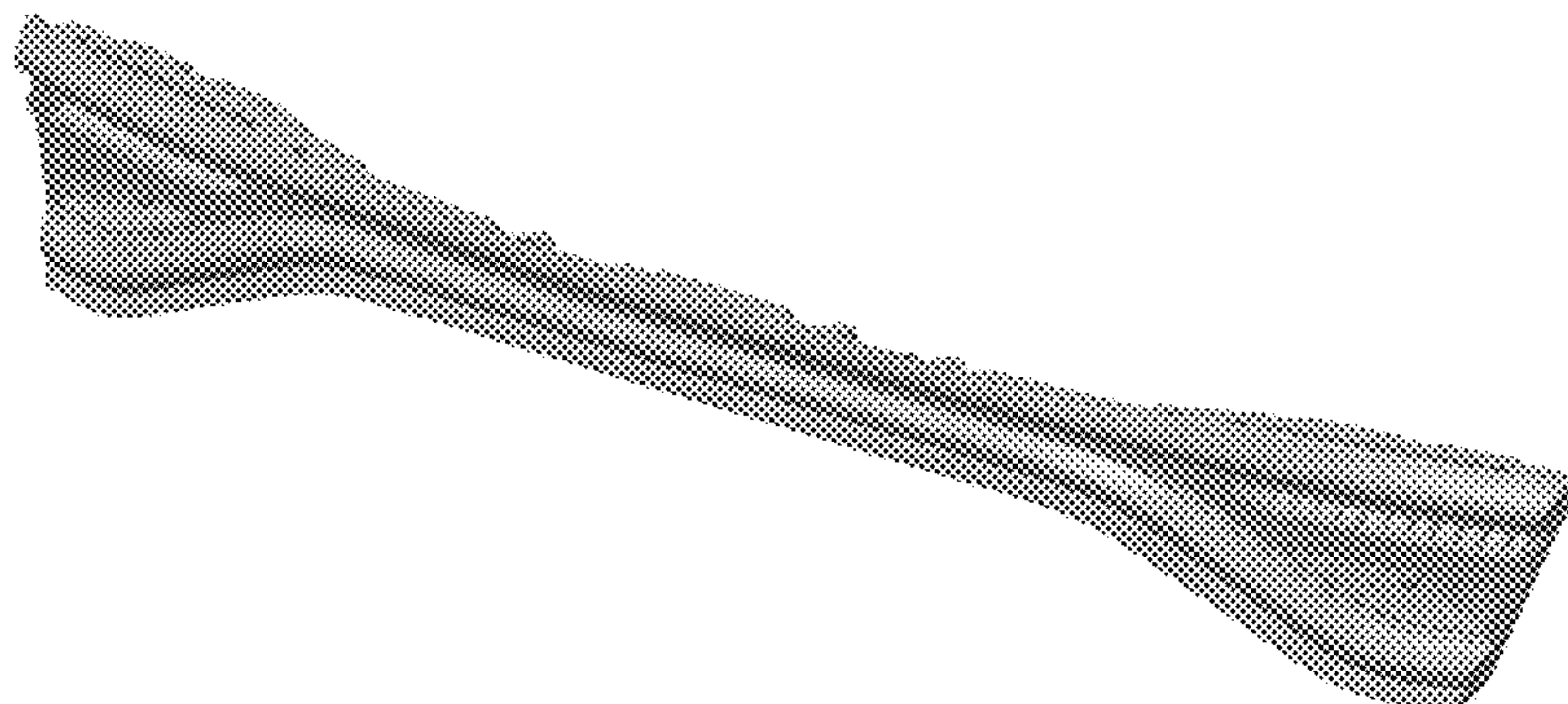
(57) **CLAIM**

The ornamental design for a rear combination lamp for cars, as shown and described.


DESCRIPTION

1. Rear combination lamp for cars
1.1 is a top, front, and right side perspective view of a rear combination lamp for cars showing our new design;
1.2 is a front elevation view thereof;
1.3 is a rear elevation view thereof;
1.4 is a left side elevation view thereof;
1.5 is a right side elevation view thereof;
1.6 is a top plan view thereof; and
1.7 is a bottom plan view thereof.


1 Claim, 7 Drawing Sheets



1.1



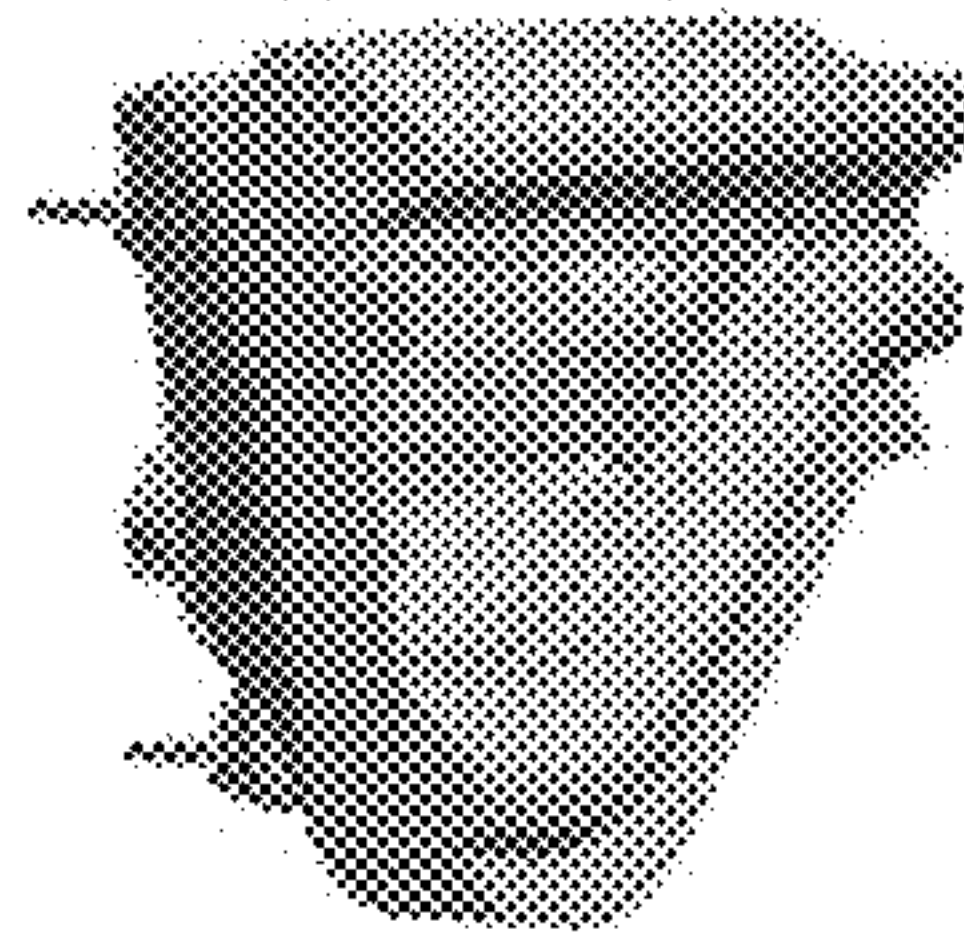
1.2



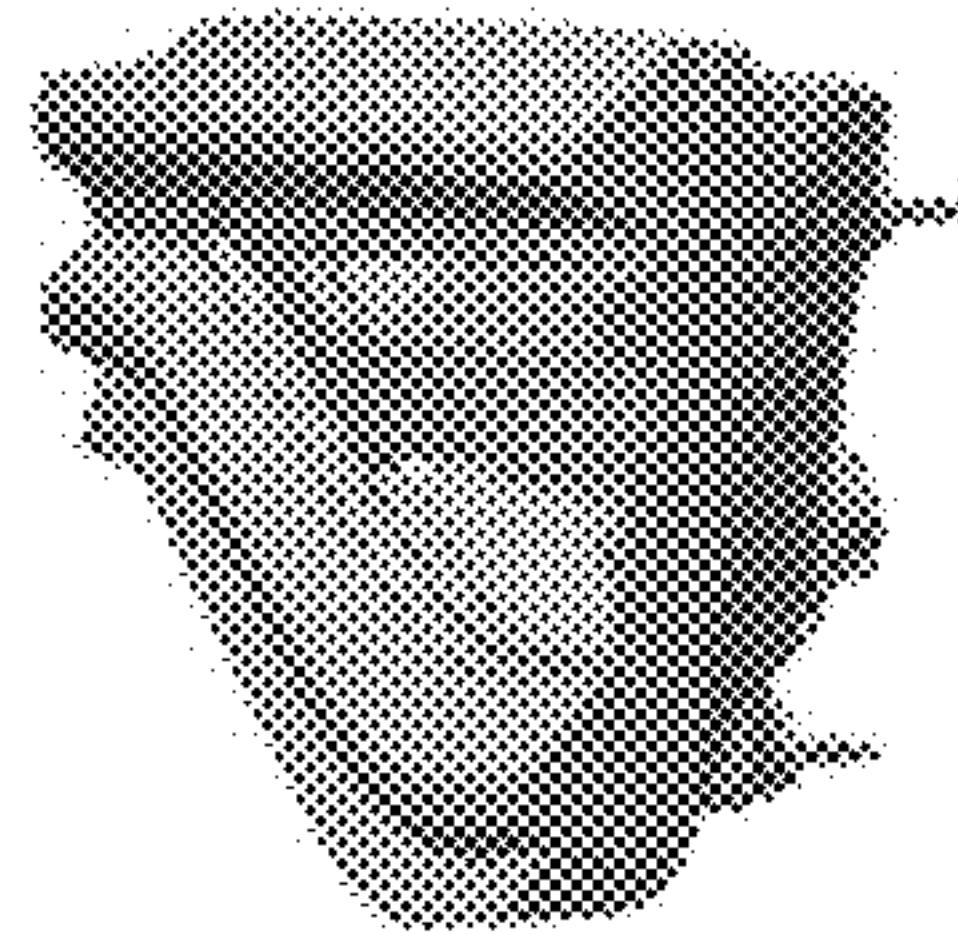
1.3




1.4



1.5



1.6



1.7

