



US00D822232S

(12) **United States Design Patent** (10) **Patent No.:** **US D822,232 S**
Armitage et al. (45) **Date of Patent:** **** Jul. 3, 2018**

(54) **BULB**

(71) Applicant: **Tala Energy Limited**, London (GB)

(72) Inventors: **Joseph Andrew Armitage**, London (GB); **James Rhodri Pleass**, London (GB); **Joshua James Gould Ward**, London (GB)

(73) Assignee: **Tala Energy Limited**, London (GB)

(**) Term: **15 Years**

(21) Appl. No.: **29/633,353**

(22) Filed: **Jan. 12, 2018**

Related U.S. Application Data

(63) Continuation of application No. 29/625,012, filed on Nov. 6, 2017.

(30) **Foreign Application Priority Data**

May 4, 2017 (EM) 003932938-0001
May 4, 2017 (EM) 003932938-0002
May 4, 2017 (EM) 003932938-0003
May 4, 2017 (EM) 003932938-0004
May 4, 2017 (EM) 003932938-0005
May 4, 2017 (EM) 003932938-0006
May 4, 2017 (EM) 003932938-0007
May 4, 2017 (EM) 003932938-0008
May 4, 2017 (EM) 003932938-0009

(Continued)

(51) **LOC (11) Cl.** **26-04**

(52) **U.S. Cl.**
USPC **D26/2**

(58) **Field of Classification Search**
USPC D26/1-4; 313/313, 315, 316, 317, 318, 313/493; 315/52, 53, 56, 57, 58
CPC H01R 5/00; H01R 13/46; H01R 13/514; H01R 31/048; H01R 31/02; H01J 5/00;

(Continued)

(56) **References Cited**

U.S. PATENT DOCUMENTS

1,676,300 A 2/1927 Sved
D257,907 S 1/1981 Hall
D410,554 S * 6/1999 Guyton D26/2
(Continued)

FOREIGN PATENT DOCUMENTS

CN 302363642 3/2013
CN 302851368 6/2014
(Continued)

OTHER PUBLICATIONS

U.S. Appl. No. 29/625,012, of Joseph Andrew Armitage et al., filed Nov. 6, 2017 (unpublished).

(Continued)

Primary Examiner — Marcus Jackson

(74) *Attorney, Agent, or Firm* — Saidman DesignLaw Group, LLC

(57) **CLAIM**

The ornamental design for a bulb, as shown and described.

DESCRIPTION

FIG. 1 is a perspective view of a bulb showing our new design;

FIG. 2 is a front view thereof;

FIG. 3 is a side view thereof;

FIG. 4 is a top view thereof; and,

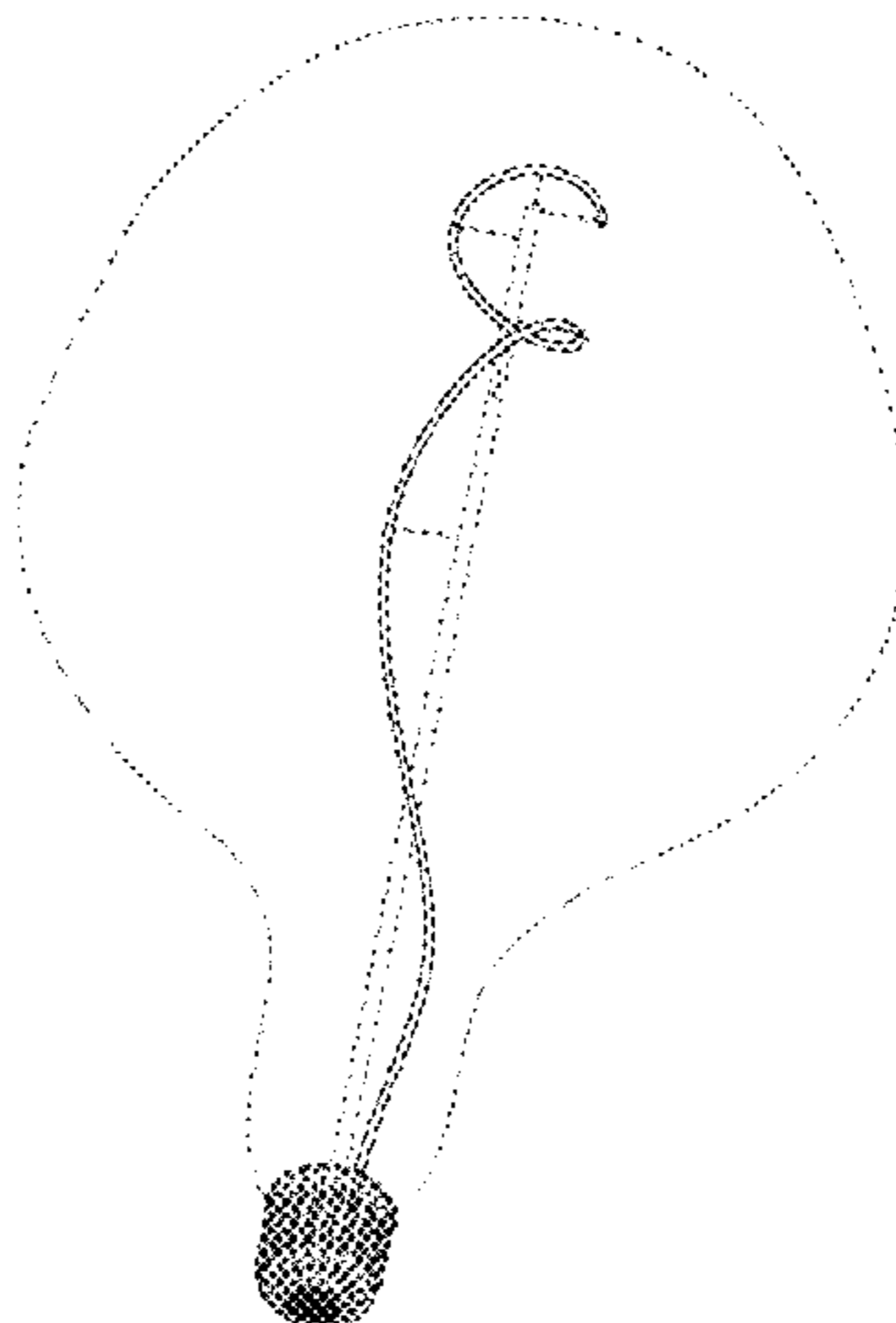
FIG. 5 is a bottom view thereof.

The broken lines illustrate structure or features which form no part of the claimed design.

The drawings include CAD lines that represent contour and not surface decoration.

The claimed design is preferably translucent.

1 Claim, 4 Drawing Sheets



- (30) **Foreign Application Priority Data**
- May 4, 2017 (EM) 003932938-0010
 May 4, 2017 (EM) 003932938-0011
- (58) **Field of Classification Search**
 CPC H01J 5/16; H01J 15/00; H01J 5/48; H01J
 5/50; H01J 19/54; F21V 5/00
 See application file for complete search history.

EM	003736420-0002	2/2017
EM	003932938-0010	7/2017
EM	003932938-0011	7/2017
GB	5003307	6/2016
GB	5003310	6/2016
GB	6021341	11/2017
GB	6021345	11/2017
GB	6021346	11/2017
JP	D1491314	3/2014

(56) **References Cited**

U.S. PATENT DOCUMENTS

D422,099 S *	3/2000	Kracke	D26/2
D549,360 S *	8/2007	An	D26/2
D550,864 S *	9/2007	Hernandez, Jr.	D26/2
D689,215 S *	9/2013	Xue	D26/2
D759,856 S	6/2016	Yang		
D761,450 S	7/2016	Yang		
D789,568 S	6/2017	Gerson		
D804,063 S	11/2017	Yeung		

FOREIGN PATENT DOCUMENTS

CN	303161590	4/2015
CN	303360554	9/2015
CN	304067205	3/2017
EM	003013242-0001	4/2016
EM	003109230-0001	9/2016
EM	003391507-0001	10/2016
EM	003391507-0002	10/2016
EM	003736420-0001	2/2017

OTHER PUBLICATIONS

- U.S. Appl. No. 29/633,273, of Joseph Andrew Armitage et al., filed Jan. 12, 2018 (unpublished).
 U.S. Appl. No. 29/633,279, of Joseph Andrew Armitage et al., filed Jan. 12, 2018 (unpublished).
 U.S. Appl. No. 29/633,290, of Joseph Andrew Armitage et al., filed Jan. 12, 2018 (unpublished).
 U.S. Appl. No. 29/633,314, of Joseph Andrew Armitage et al., filed Jan. 12, 2018 (unpublished).
 U.S. Appl. No. 29/633,321, of Joseph Andrew Armitage et al., filed Jan. 12, 2018 (unpublished).
 U.S. Appl. No. 29/633,326, of Joseph Andrew Armitage et al., filed Jan. 12, 2018 (unpublished).
 U.S. Appl. No. 29/633,332, of Joseph Andrew Armitage et al., filed Jan. 12, 2018 (unpublished).
 U.S. Appl. No. 29/633,340, of Joseph Andrew Armitage et al., filed Jan. 12, 2018 (unpublished).
 U.S. Appl. No. 29/633,345, of Joseph Andrew Armitage et al., filed Jan. 12, 2018 (unpublished).

* cited by examiner

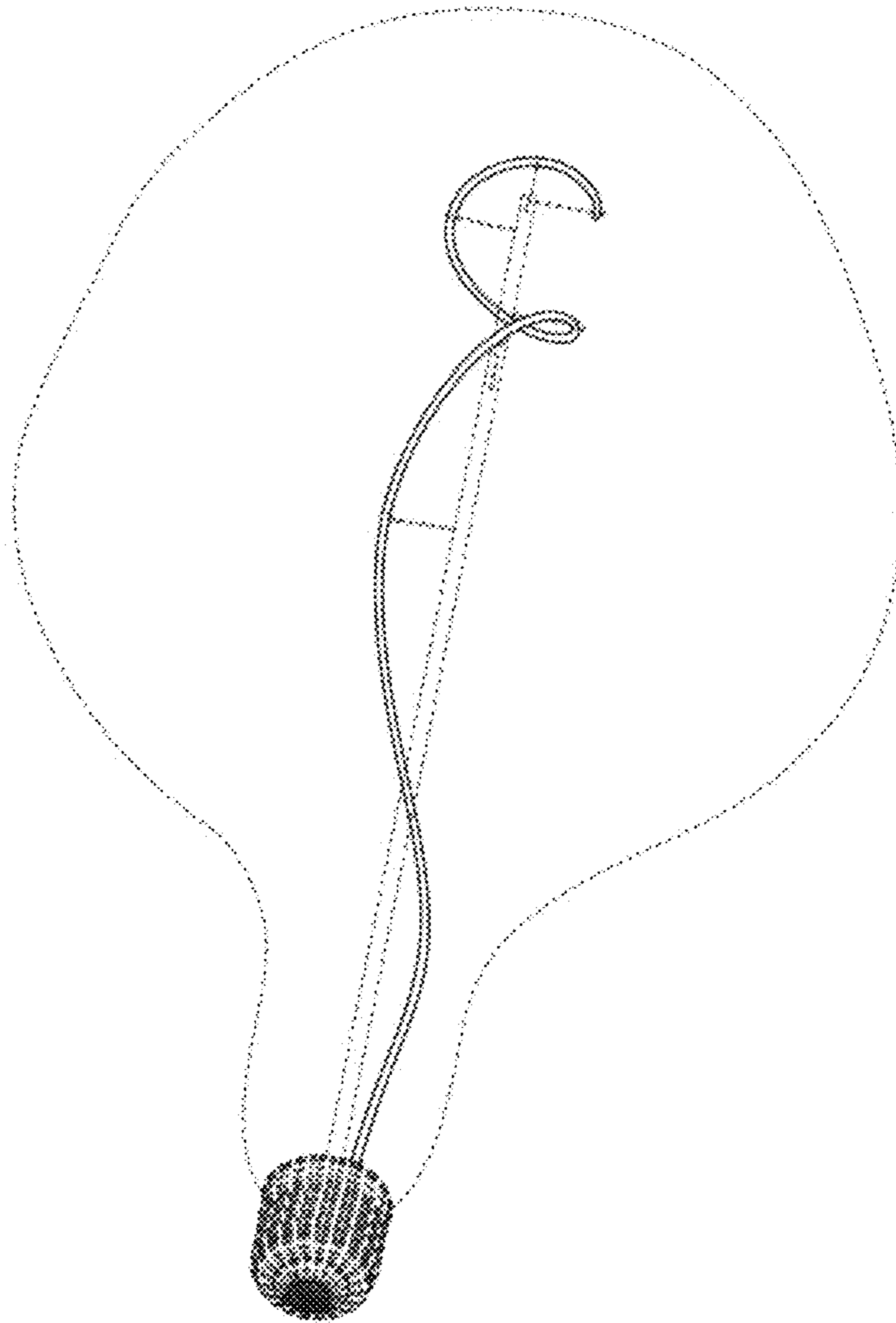


FIG. 1

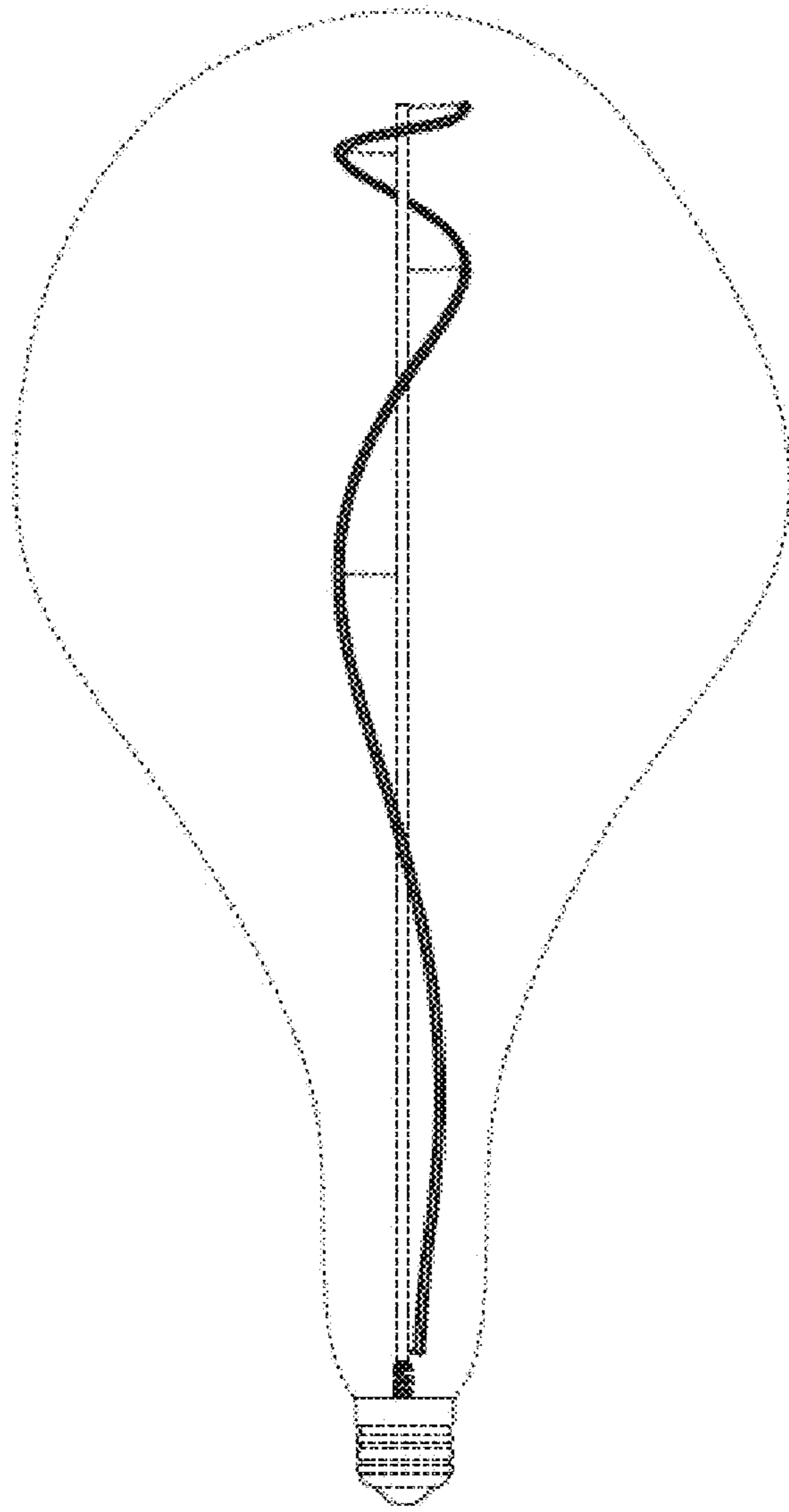


FIG. 2

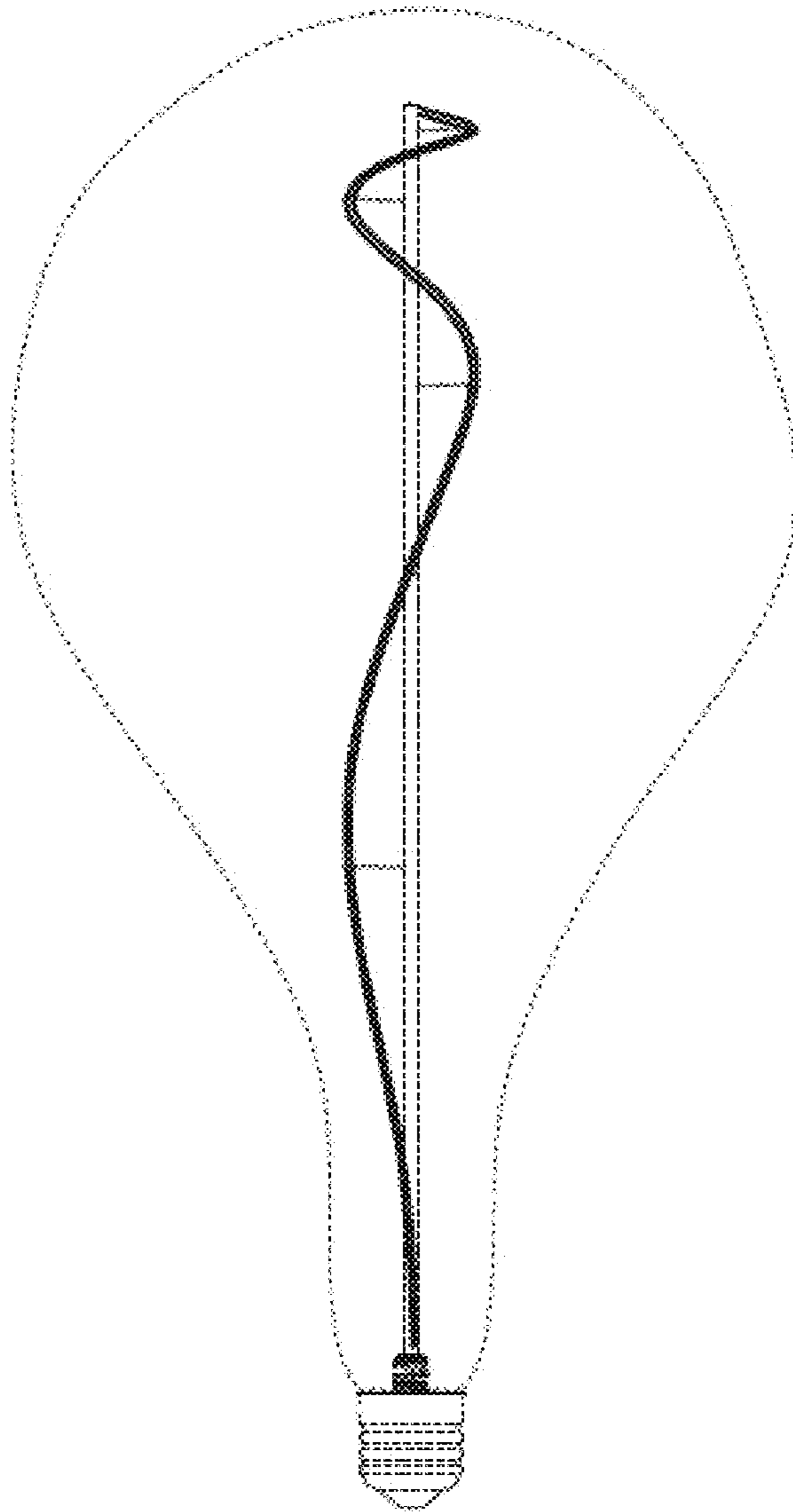


FIG. 3

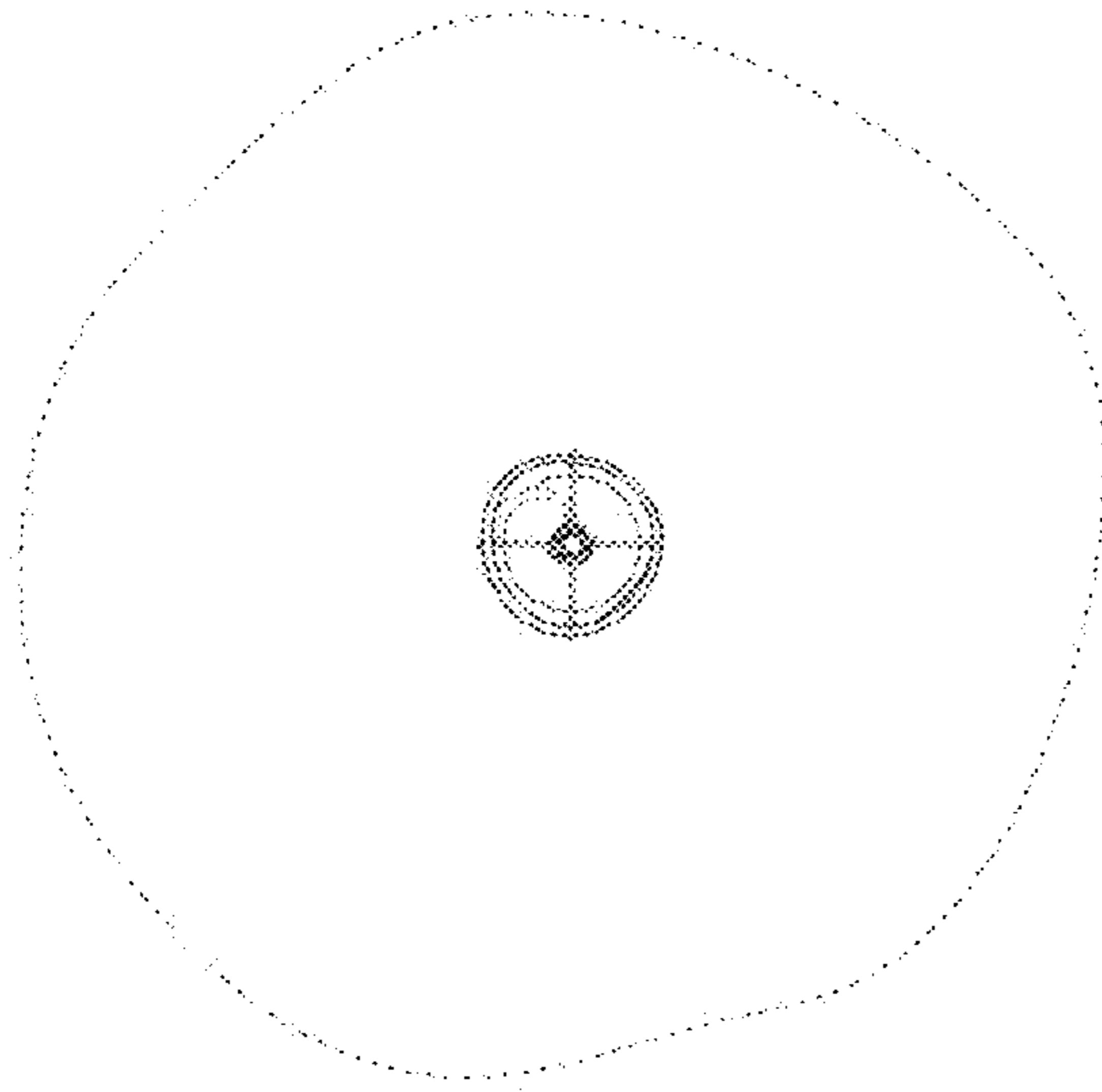


FIG. 4

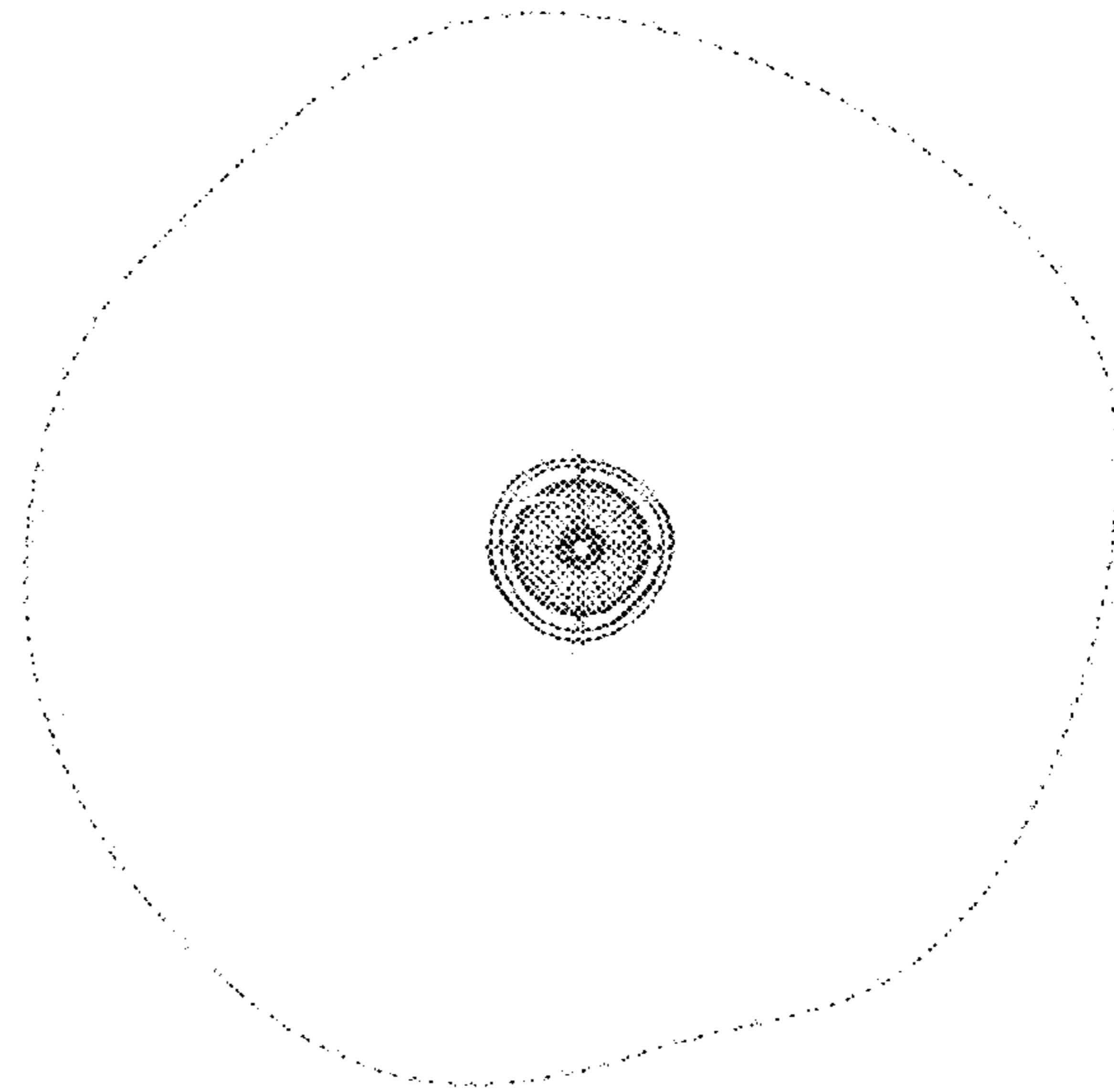


FIG. 5