



US00D822223S

(12) **United States Design Patent** (10) **Patent No.:** **US D822,223 S**
Jones et al. (45) **Date of Patent:** **** Jul. 3, 2018**

(54) **BIOREACTOR**

FOREIGN PATENT DOCUMENTS

(71) Applicant: **University of Guelph**, Guelph (CA)
(72) Inventors: **Andrew Maxwell Phineas Jones**, Elora (CA); **Kevin Frank Piunno**, Guelph (CA); **Mukund Shukla**, Guelph (CA)

EP 3069591 A1 9/2016
WO 1994022290 A1 10/1994
(Continued)

(73) Assignee: **UNIVERSITY OF GUELPH**, Guelph (CA)

Shukla et al., Application of 3D printing to prototype and develop novel plant tissue culture systems, *Plant Methods—BioMed Central*, Jan. 19, 2017, <https://plantmethods.biomedcentral.com/articles/10.1186/s13007-017-0156-8>.

(**) Term: **15 Years**

(Continued)

(21) Appl. No.: **29/606,876**

(22) Filed: **Jun. 8, 2017**

Primary Examiner — Anhdao Doan

(51) **LOC (11) Cl.** **24-01**

(74) *Attorney, Agent, or Firm* — Bereskin & Parr LLP/S.E.N.C.R.L., s.r.l.

(52) **U.S. Cl.**

USPC **D24/216**; D24/224

(58) **Field of Classification Search**

USPC D24/121, 216, 219–221, 224–233;
D10/81; D7/554.1, 554.3, 554.4, 601;
D9/424, 432; D11/143, 155; D8/1
CPC .. B01L 3/502715; B01L 3/508; B01L 3/5085;
B01L 3/50855; B01L 3/52; B01L 3/523;
B01L 3/527; B01L 2200/16; B01L
2200/18; C12M 1/16; C12M 23/04;
C12M 23/06; C12M 29/04; C12N 5/0025;
C12N 5/06

(57) **CLAIM**

The ornamental design for a bioreactor, as described and shown.

See application file for complete search history.

DESCRIPTION

FIG. 1 is a top perspective view of a bioreactor showing the new design;
FIG. 2 is a bottom perspective view thereof;
FIG. 3 is a right side elevation view thereof;
FIG. 4 is a front elevation view thereof;
FIG. 5 is a left side elevation view thereof;
FIG. 6 is a rear elevation view thereof;
FIG. 7 is a top plan view thereof; and,
FIG. 8 is a bottom plan view thereof.
The portions shown in broken lines form no part of the claimed design. The bioreactor is shown with a symbolic break in its length and width. The appearance of any portion of the article between the break lines forms no part of the claimed design.

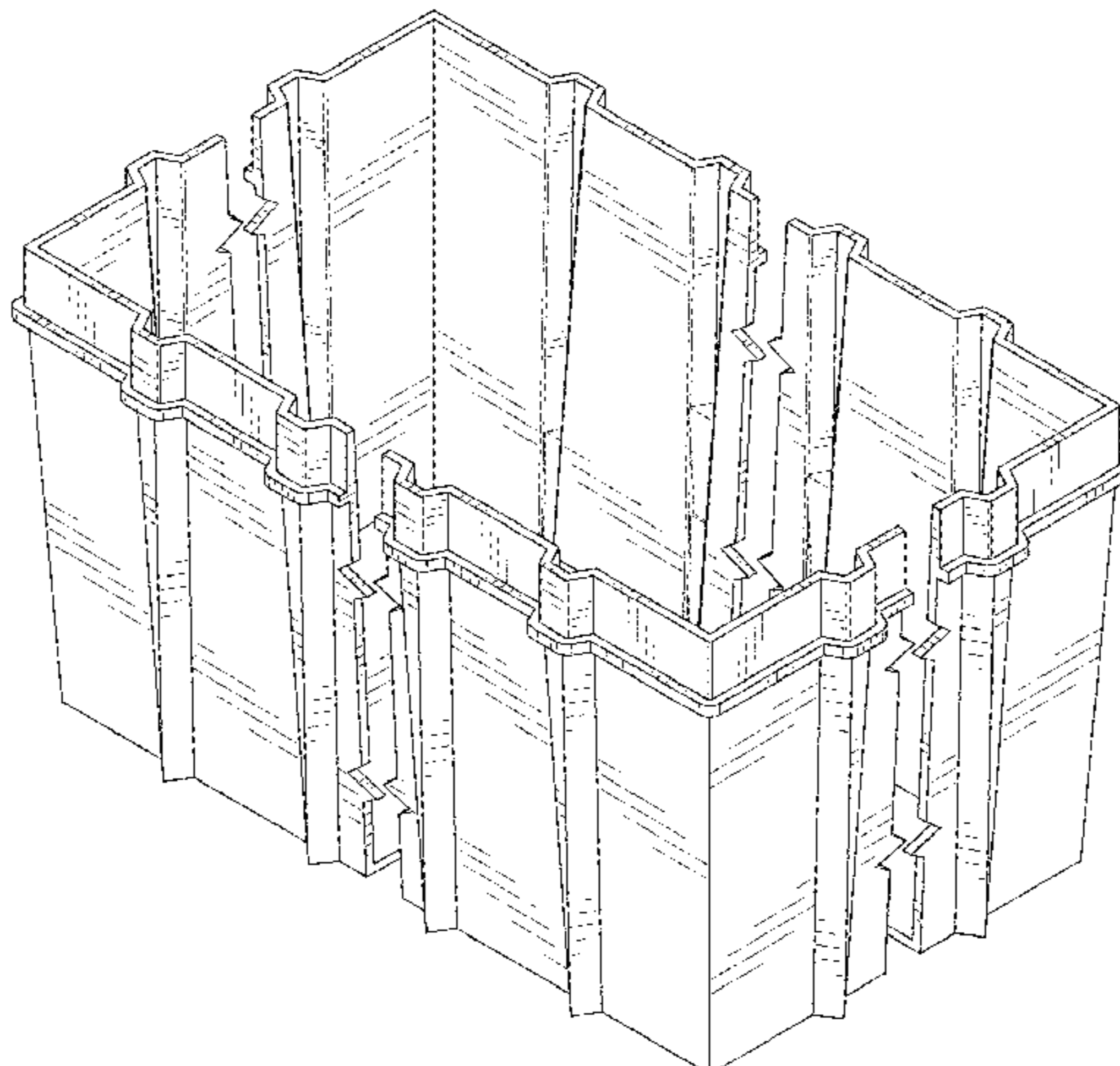
(56) **References Cited**

U.S. PATENT DOCUMENTS

3,868,787 A 3/1975 Wong, Jr.
4,312,152 A 1/1982 Drury et al.
4,355,484 A 10/1982 Mandish
4,531,324 A 7/1985 Yang et al.
4,586,288 A 5/1986 Walton
4,960,703 A 10/1990 Paquest et al.
5,215,920 A 6/1993 Lyman et al.
5,389,542 A 2/1995 Teng et al.
D361,715 S * 8/1995 Haupt D9/424
5,906,941 A 5/1999 Shetty

(Continued)

1 Claim, 5 Drawing Sheets



(56)

References Cited

U.S. PATENT DOCUMENTS

5,914,264	A	6/1999	Korman	
7,531,350	B2	5/2009	Shiau	
D634,240	S *	3/2011	Junkeer	D11/155
D642,282	S *	7/2011	Bargh	D24/224
D661,403	S *	6/2012	Connelly	D24/224
D663,525	S *	7/2012	Rhoades	D3/314
D674,111	S *	1/2013	Whitehead	D24/224
D735,880	S *	8/2015	Bargh	D24/224
D768,312	S *	10/2016	Choudhary	D24/216
2012/0137581	A1	6/2012	Teasdale	
2014/0190861	A1 *	7/2014	Carrel	A61M 5/002 206/518
2014/0271412	A1 *	9/2014	Hovatter	B01L 3/508 422/564

FOREIGN PATENT DOCUMENTS

WO	2012044239	A1	4/2012
WO	2016092098	A1	6/2016
WO	2016137223	A2	9/2016
WO	2016137223	A3	10/2016

OTHER PUBLICATIONS

English machine translation of WO2016137223A2 published as of Jan. 9, 2016.

* cited by examiner

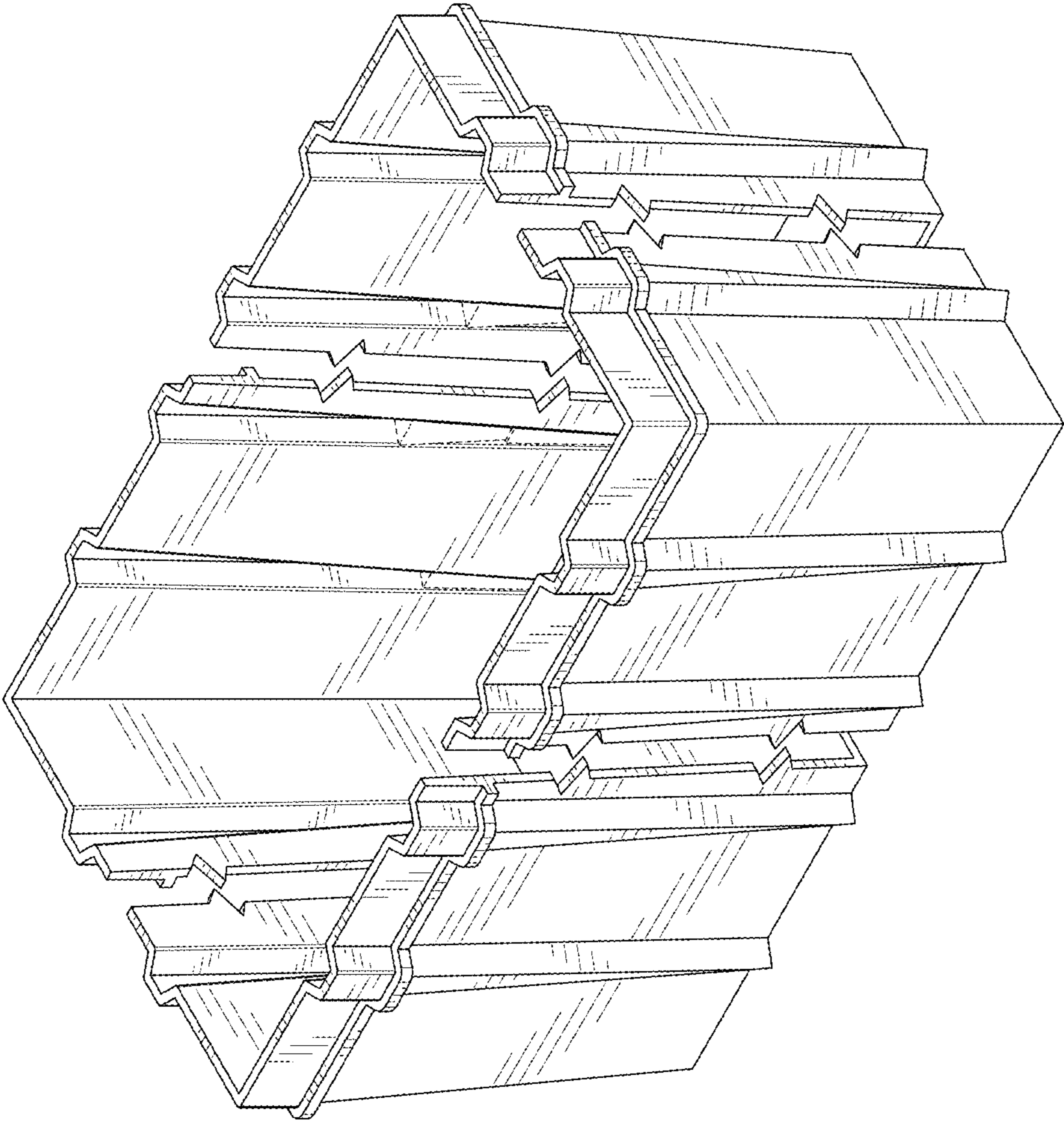


FIG. 1

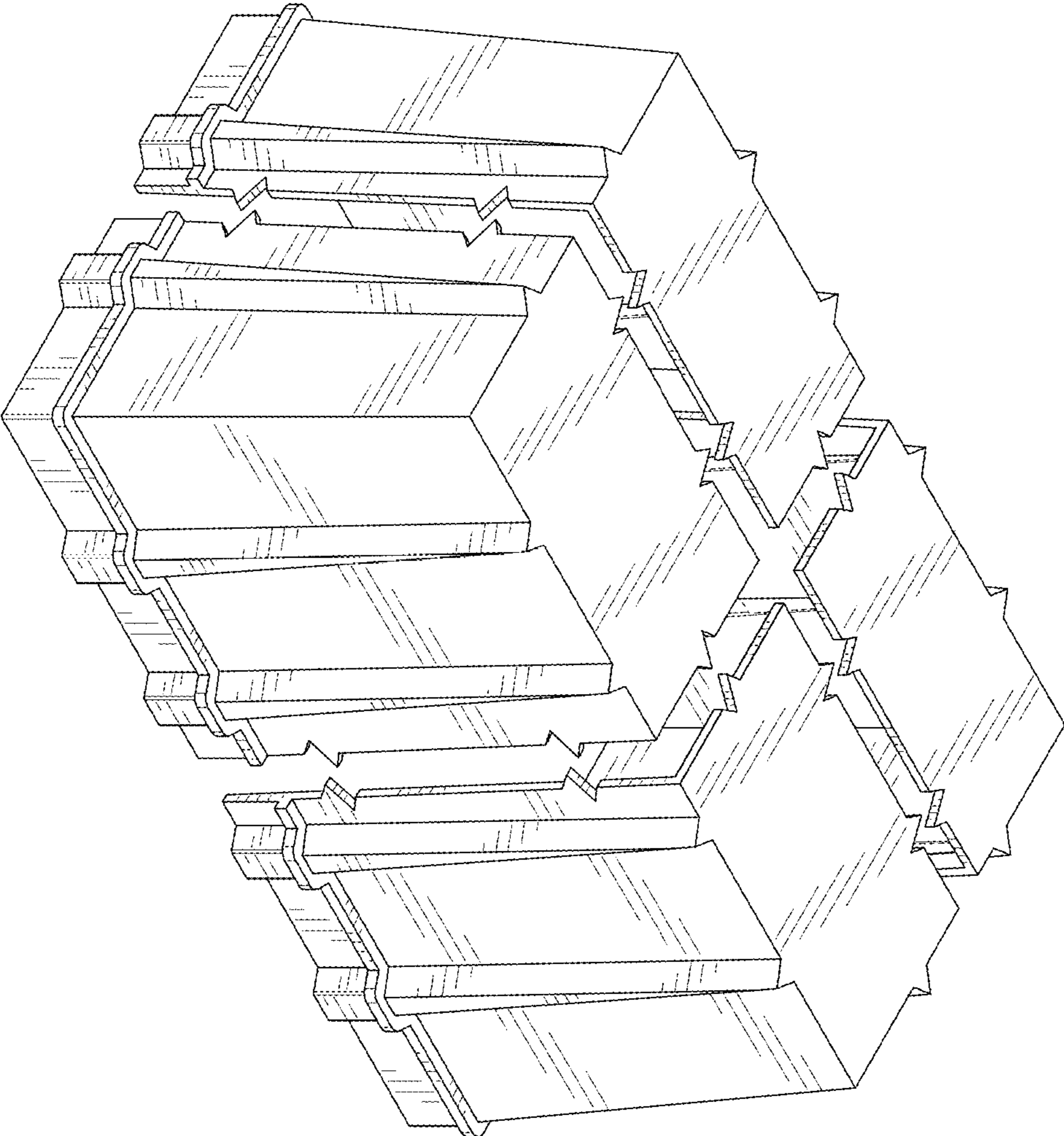


FIG. 2

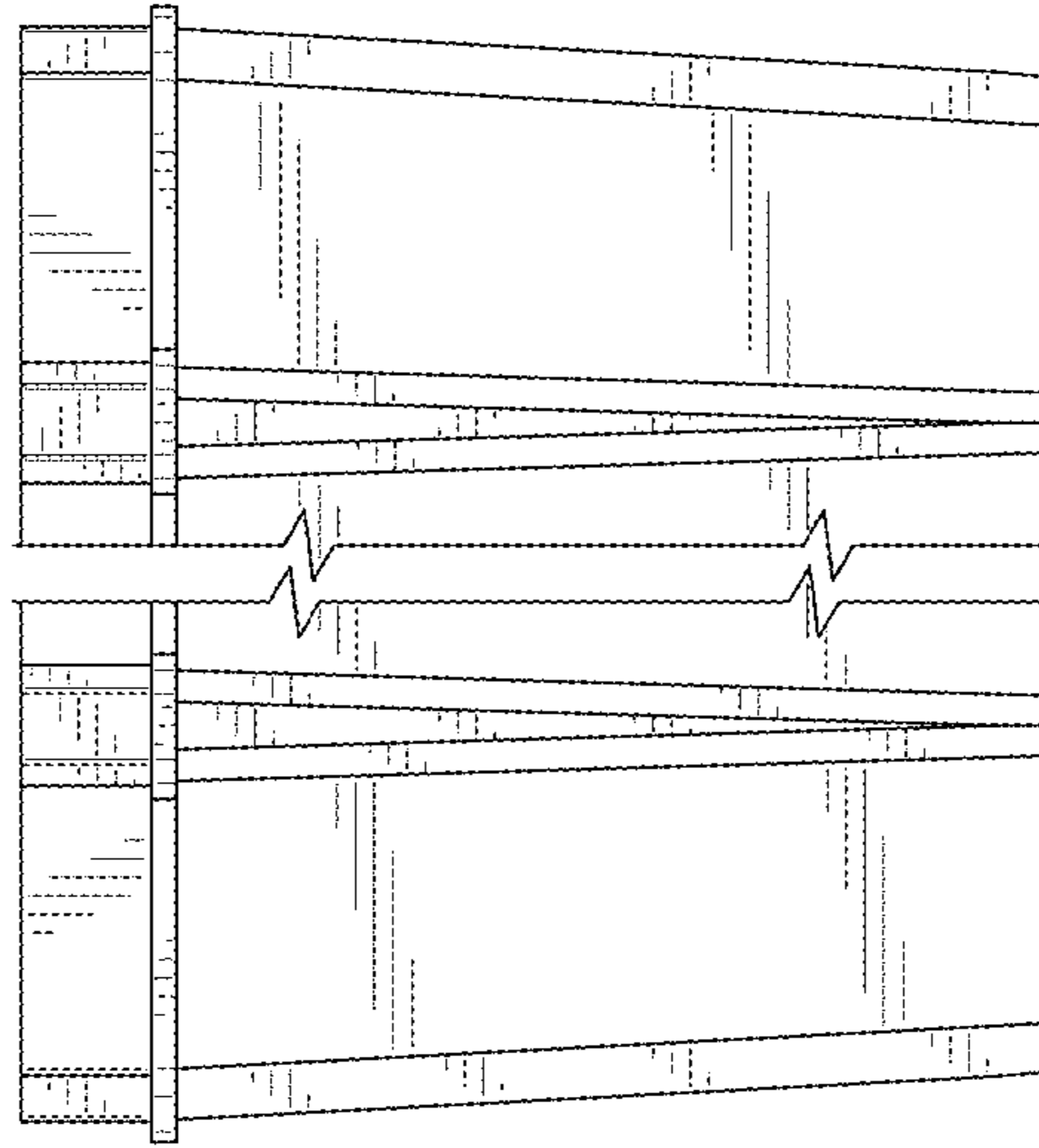


FIG. 4

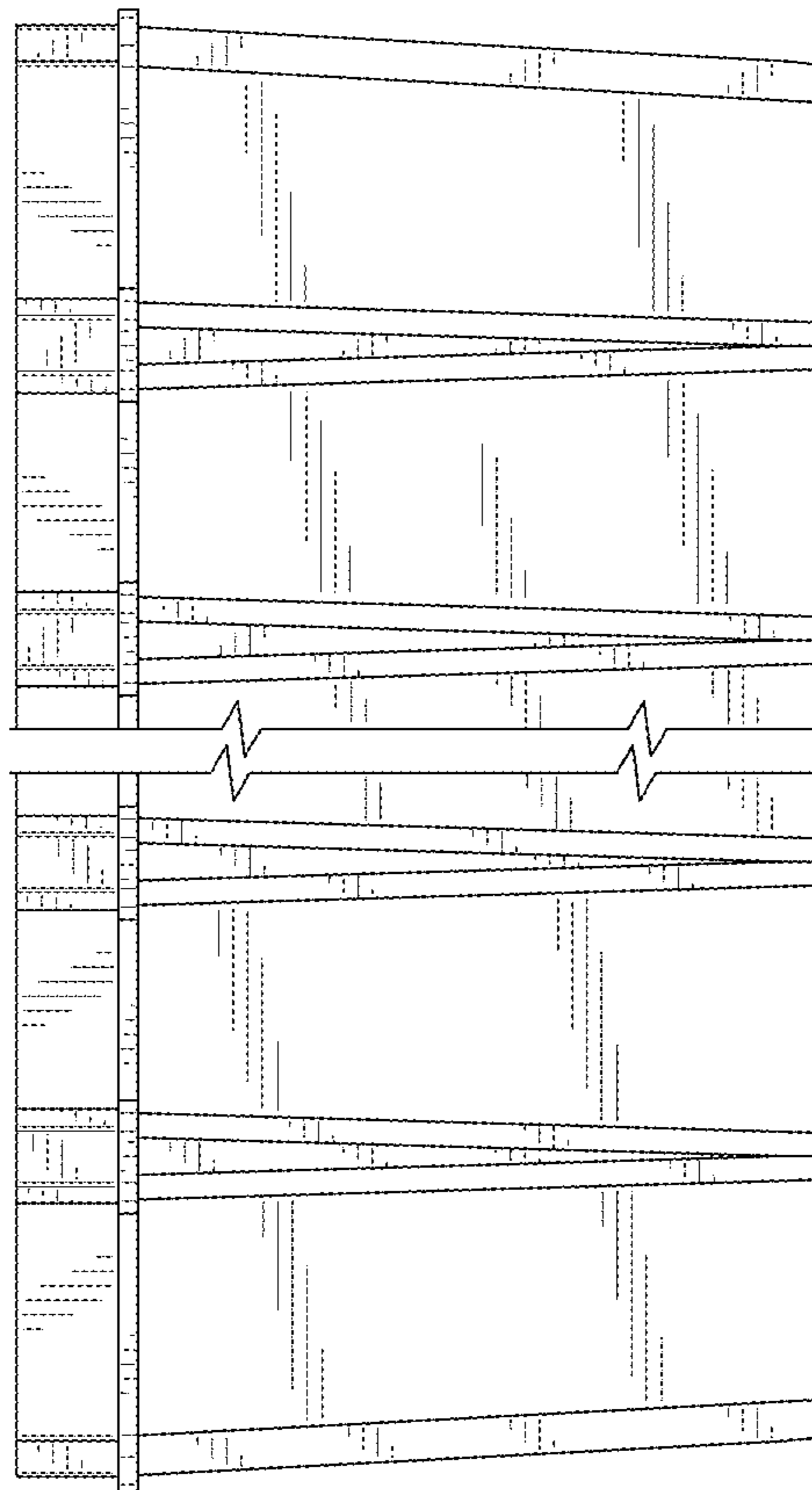


FIG. 3

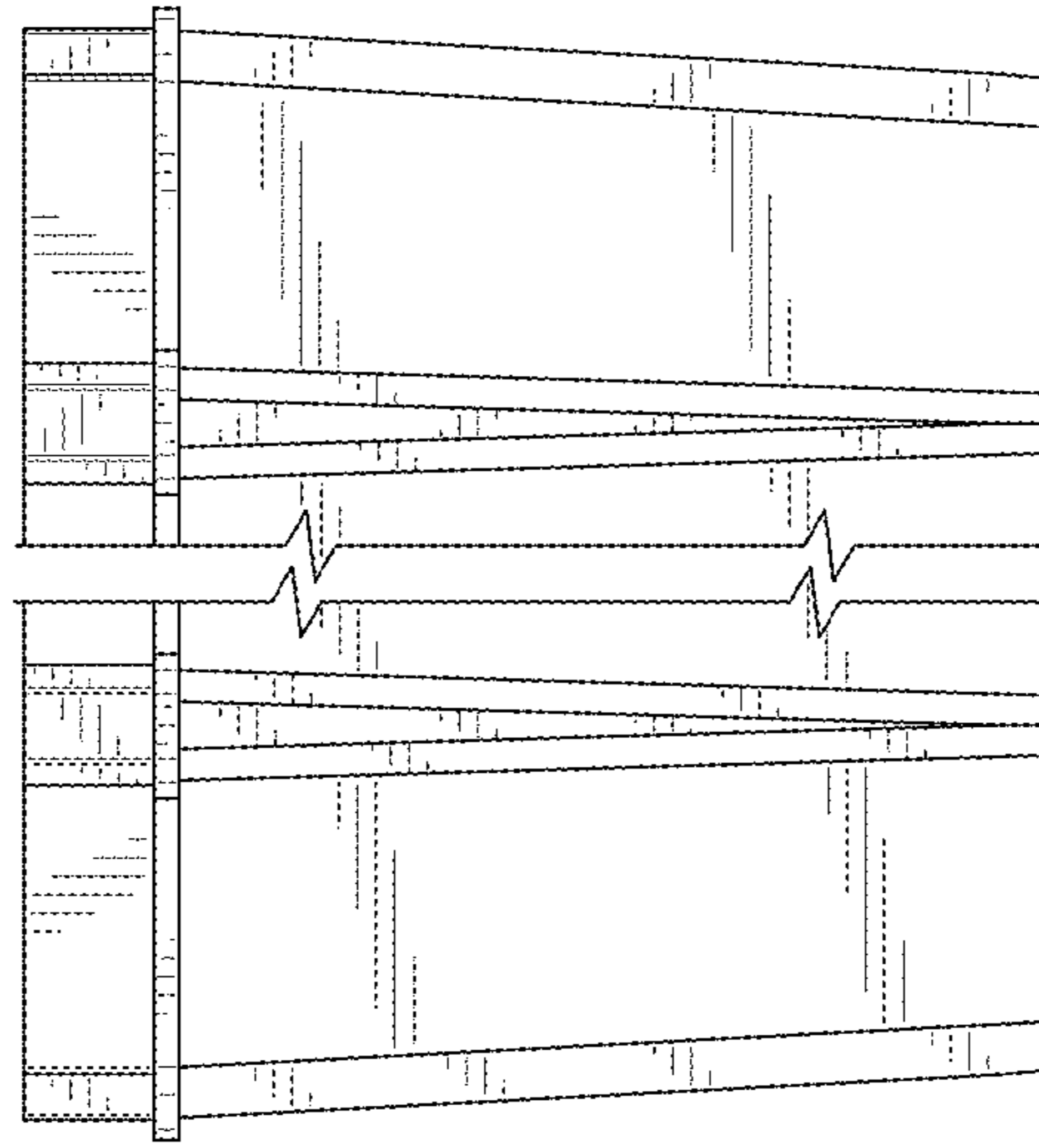


FIG. 6

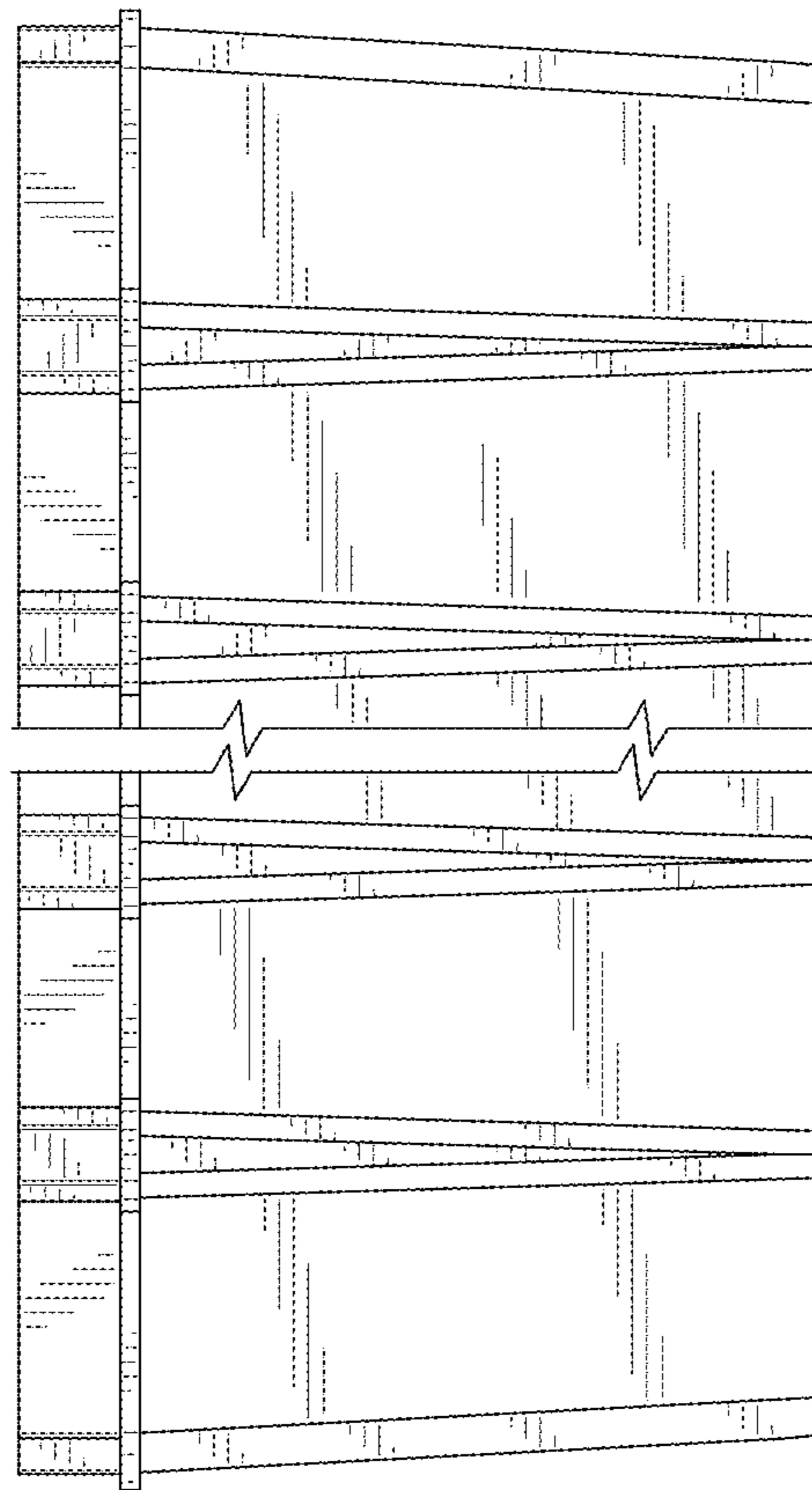


FIG. 5

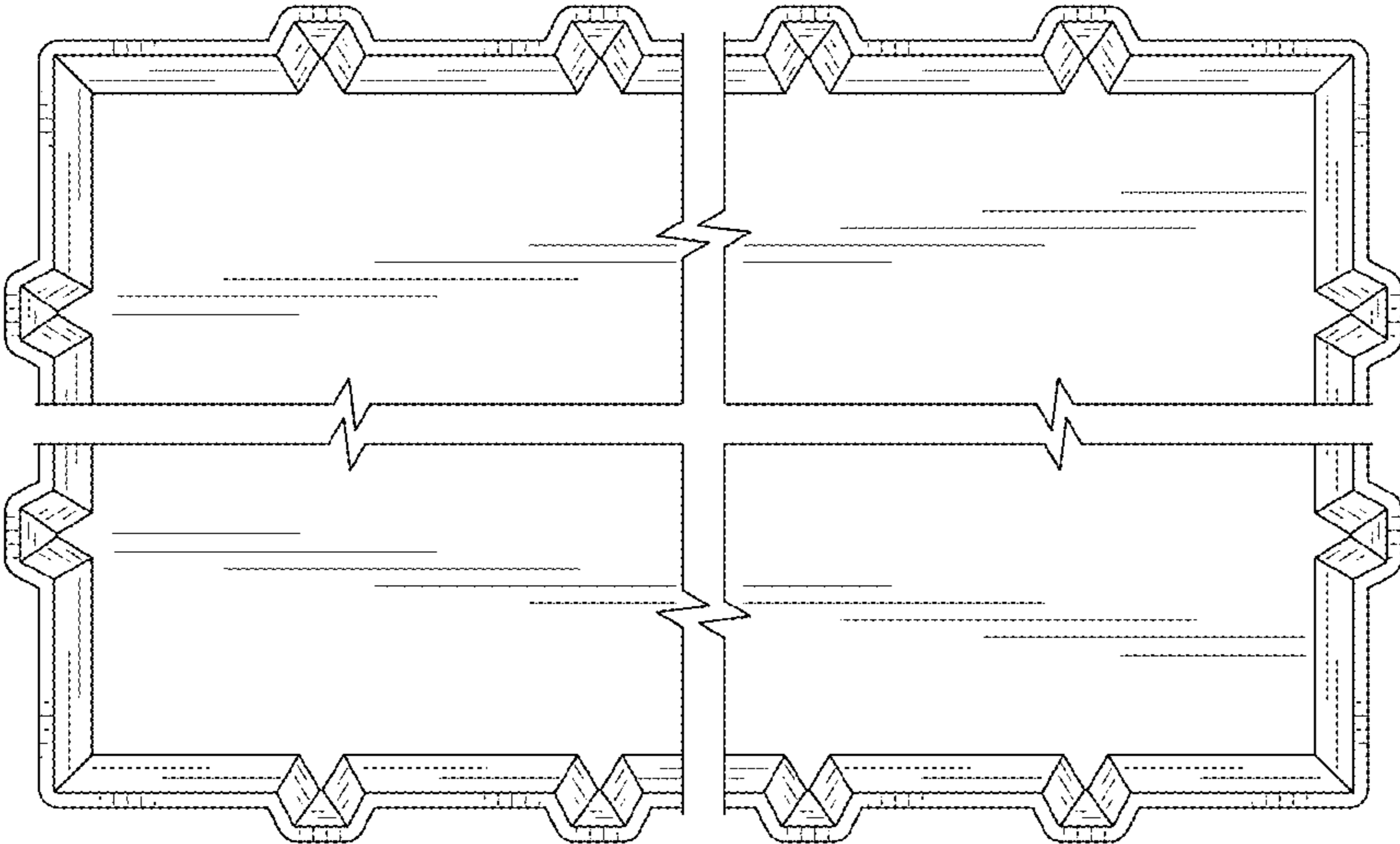


FIG. 8

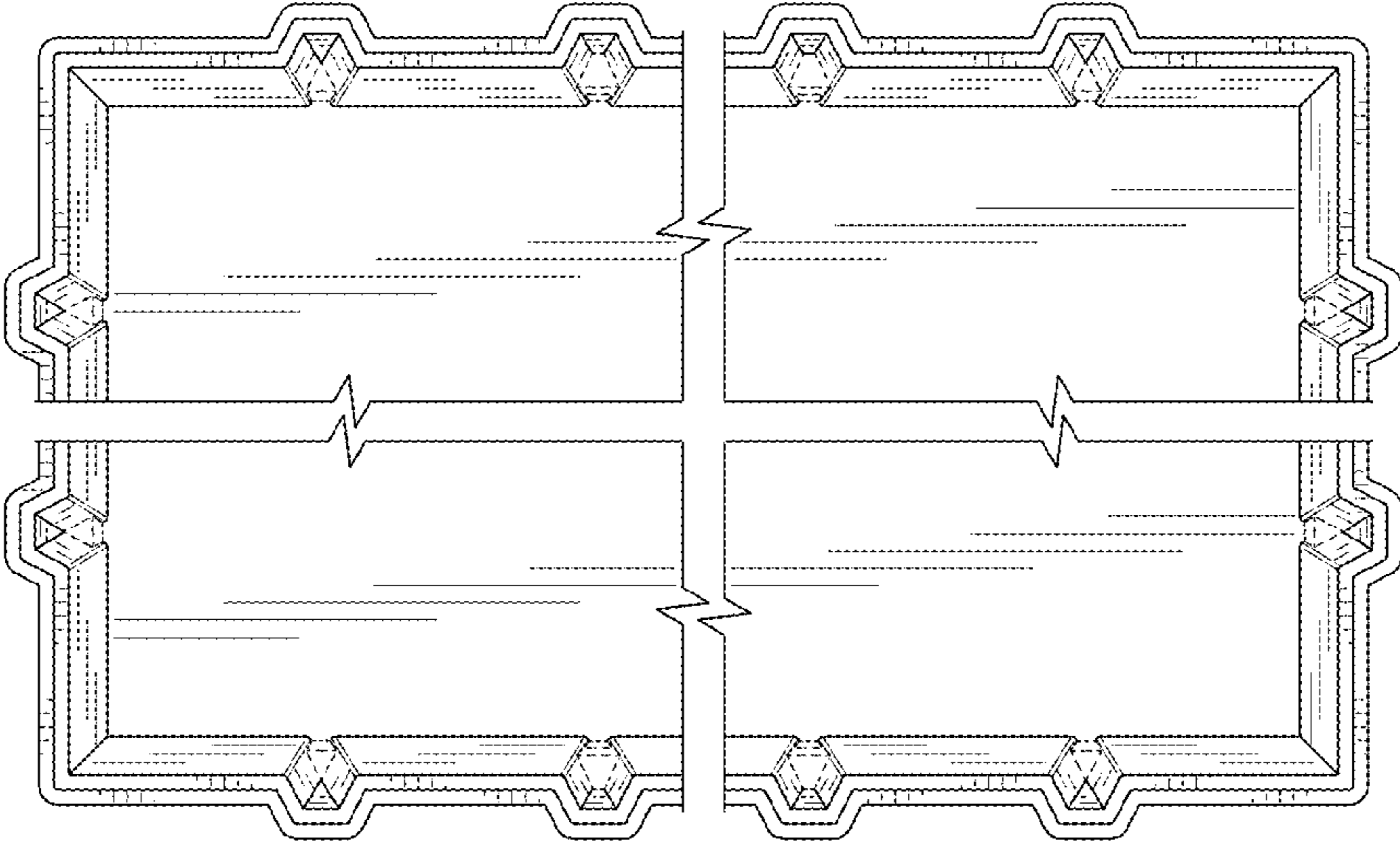


FIG. 7