



US00D822212S

(12) **United States Design Patent** (10) **Patent No.:** **US D822,212 S**
Sebban (45) **Date of Patent:** **** Jul. 3, 2018**

(54) **CONNECTED MINI BLOOD GLUCOSE METER**

(71) Applicant: **VISIOMED GROUP**, Paris (FR)

(72) Inventor: **Eric Sebban**, Paris (FR)

(**) Term: **15 Years**

(21) Appl. No.: **35/502,053**

(22) Filed: **Oct. 20, 2016**

(80) **Hague Agreement Data**

Int. Filing Date: **Oct. 20, 2016**

Int. Reg. No.: **DM/093597**

Int. Reg. Date: **Oct. 20, 2016**

Int. Reg. Pub. Date: **Dec. 9, 2016**

(51) **LOC (11) Cl.** **24-00**

(52) **U.S. Cl.**
USPC **D24/169**

(58) **Field of Classification Search**
USPC ... D24/169, 129, 187, 110, 162, 164, 110.1,
D24/186; D23/379; 210/445, 304, 446,
210/403.01; 600/583, 584, 365; 356/218
CPC A61M 5/14532; A61M 5/15186; A61M
5/165; A61M 5/1411; B01D 29/012;
B01L 3/508

See application file for complete search history.

(56) **References Cited**

U.S. PATENT DOCUMENTS

- 3,815,754 A * 6/1974 Rosenberg A61M 5/165
210/445
- 3,827,562 A * 8/1974 Esmond A61M 1/3627
210/304
- 4,170,056 A * 10/1979 Meyst A61M 5/165
210/446
- 4,187,182 A * 2/1980 Rosenberg B01D 29/012
210/445
- D320,273 S * 9/1991 Heiden D24/162

- 5,653,940 A * 8/1997 Carey B01L 3/508
356/218
- D452,911 S * 1/2002 Danielsson D24/110
- D545,439 S * 6/2007 Draudt D24/186
- 7,299,081 B2 * 11/2007 Mace A61B 5/1411
204/403.01
- D577,807 S * 9/2008 Kenyon D23/379
- D577,816 S * 9/2008 Ungar D24/110.1
- D583,928 S * 12/2008 Knoch D24/110
- D585,993 S * 2/2009 Kousuge D24/186
- D608,005 S * 1/2010 Oohashi D24/169
- D609,803 S * 2/2010 Ungar D24/110.1
- D613,851 S * 4/2010 Pilgrim D24/110.1
- D627,067 S * 11/2010 Daniel D24/162
- D630,721 S * 1/2011 Kenyon D23/379
- D653,760 S * 2/2012 Johnson D24/164
- D665,903 S * 8/2012 Sullivan, Jr. D24/110.1
- 8,357,107 B2 * 1/2013 Draudt A61B 5/14532
600/584
- D679,375 S * 4/2013 Kenyon D24/110
- D693,004 S * 11/2013 Larsen D24/164
- D706,935 S * 6/2014 Feurst D24/169
- D721,437 S * 1/2015 Oka D24/169
- D723,170 S * 2/2015 Hsu A61B 5/14532
D24/169

(Continued)

Primary Examiner — Rhea Shields

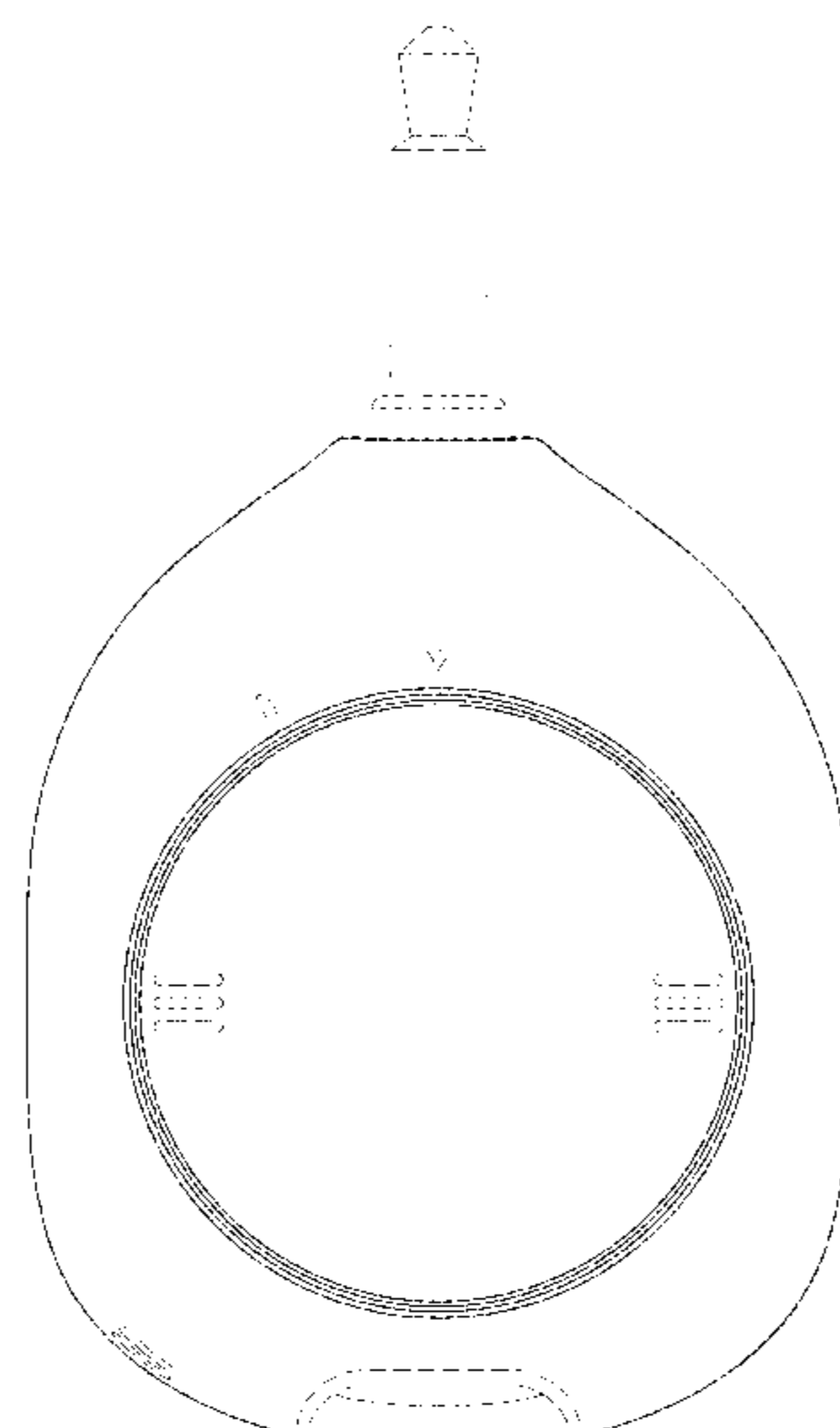
(57) **CLAIM**

The ornamental design of a connected mini blood glucose meter, as shown and described.

DESCRIPTION

Reproduction 1.1 is a rear view of a connected mini blood glucose meter showing my new design.
 Reproduction 1.2 is a top view thereof.
 Reproduction 1.3 is a bottom view thereof.
 Reproduction 1.4 is a front view thereof.
 Reproduction 1.5 is a left side view thereof.
 Reproduction 1.6 is a perspective view thereof.
 The broken lines in the drawings are for illustrative purposes only and form no part of the claimed design.

1 Claim, 6 Drawing Sheets



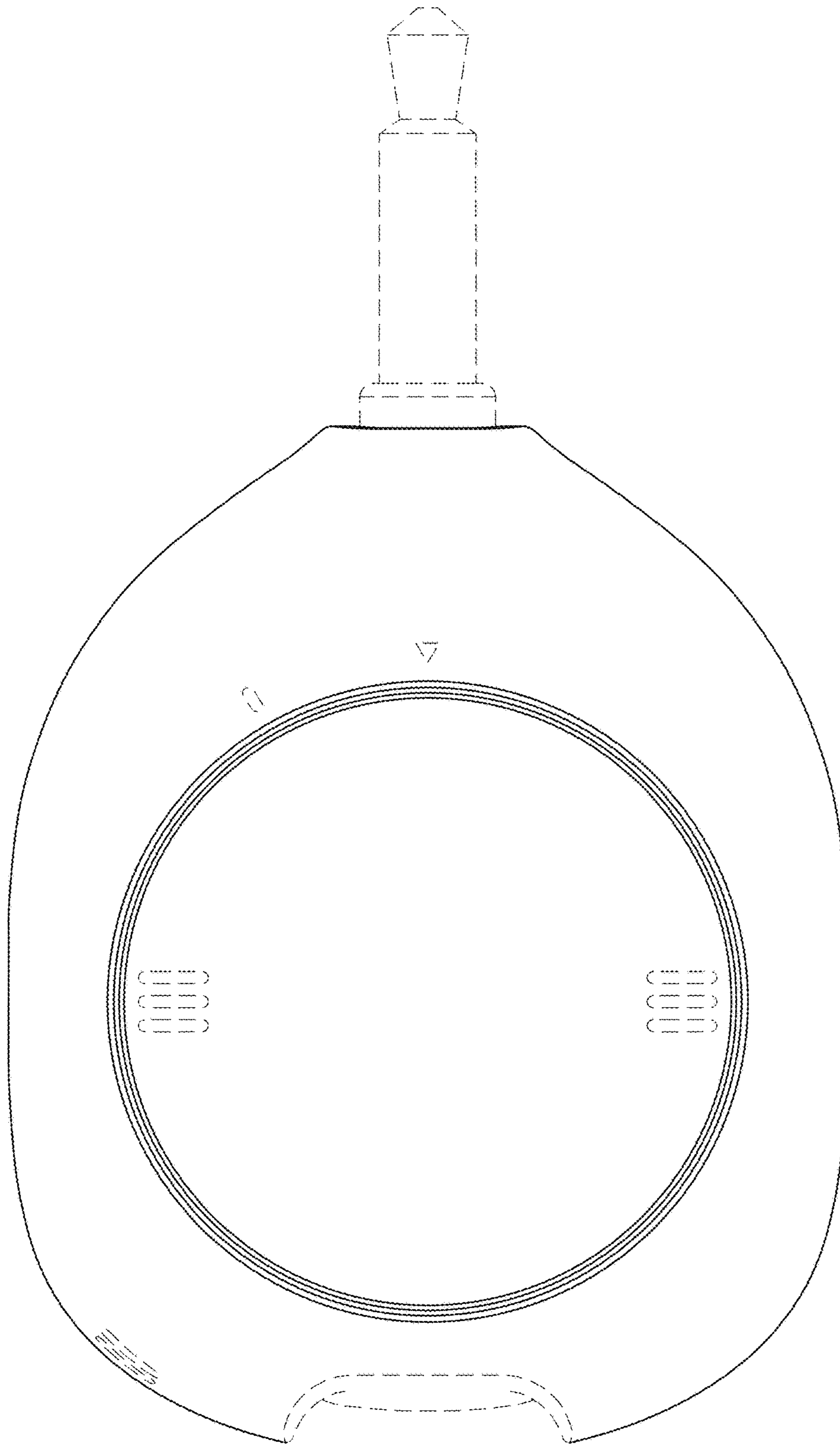
(56)

References Cited

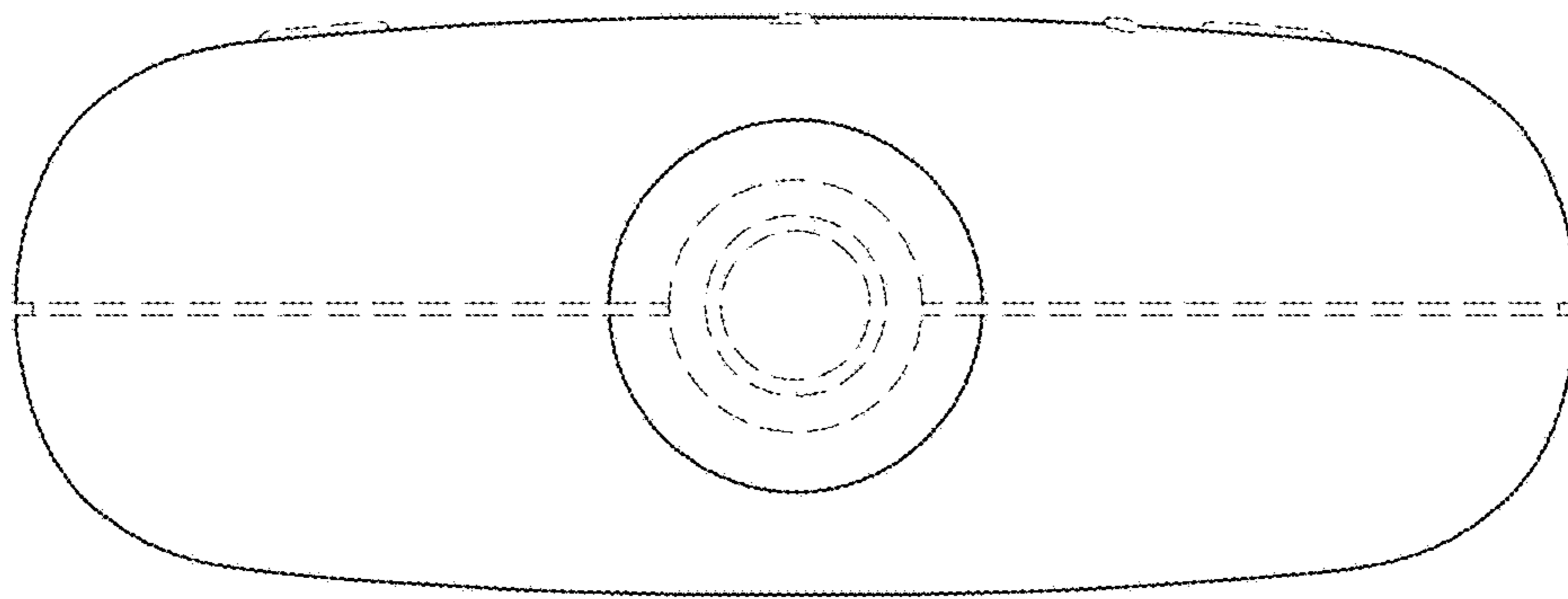
U.S. PATENT DOCUMENTS

D742,524	S	*	11/2015	Yao	D24/169
D747,490	S	*	1/2016	Harkin	D24/169
D757,245	S	*	5/2016	Lee	D24/110
D760,902	S	*	7/2016	Persson	D24/162
D778,445	S	*	2/2017	Cadio	D24/169
D788,285	S	*	5/2017	D'Amico	D23/382
D794,802	S	*	8/2017	Binier	D24/169
D798,438	S	*	9/2017	Engelhard	D24/110
D802,758	S	*	11/2017	Bobey	D24/129
D803,410	S	*	11/2017	Im	D24/187
2010/0241031	A1	*	9/2010	Lai	A61B 5/15186
						600/583
2013/0274581	A1	*	10/2013	Choi	A61B 5/14532
						600/365

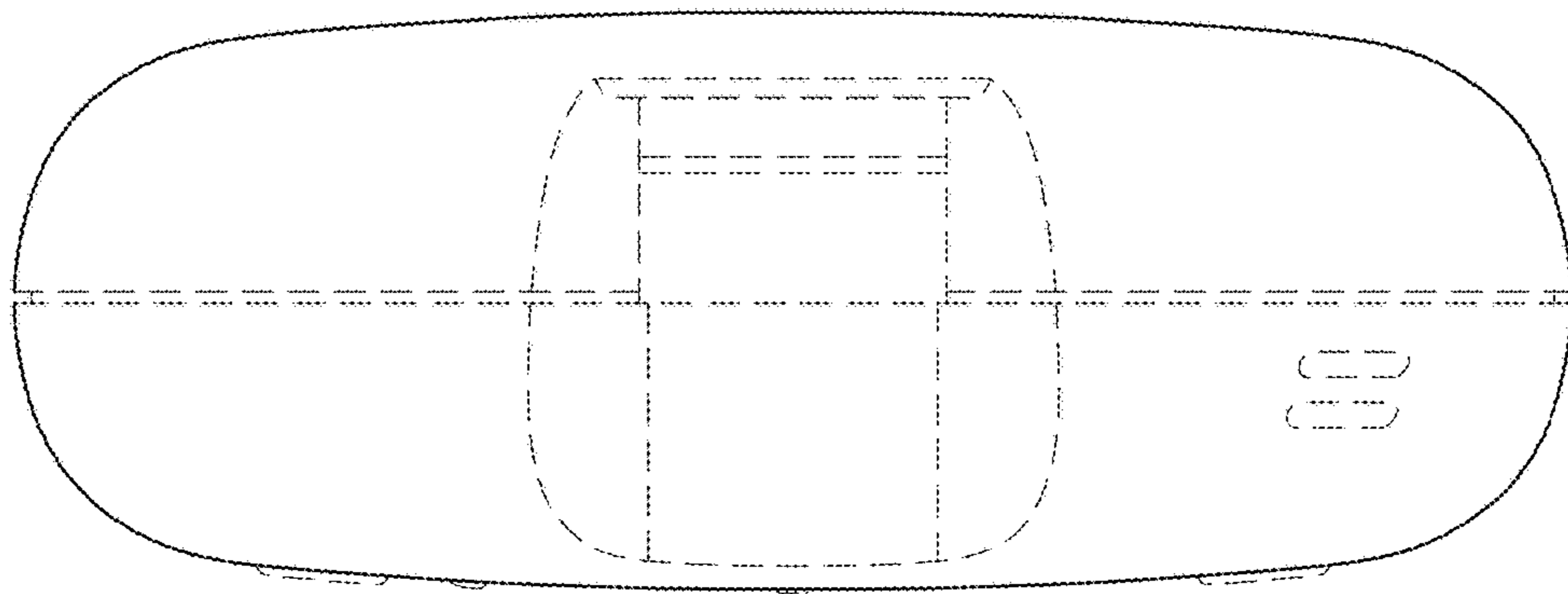
* cited by examiner



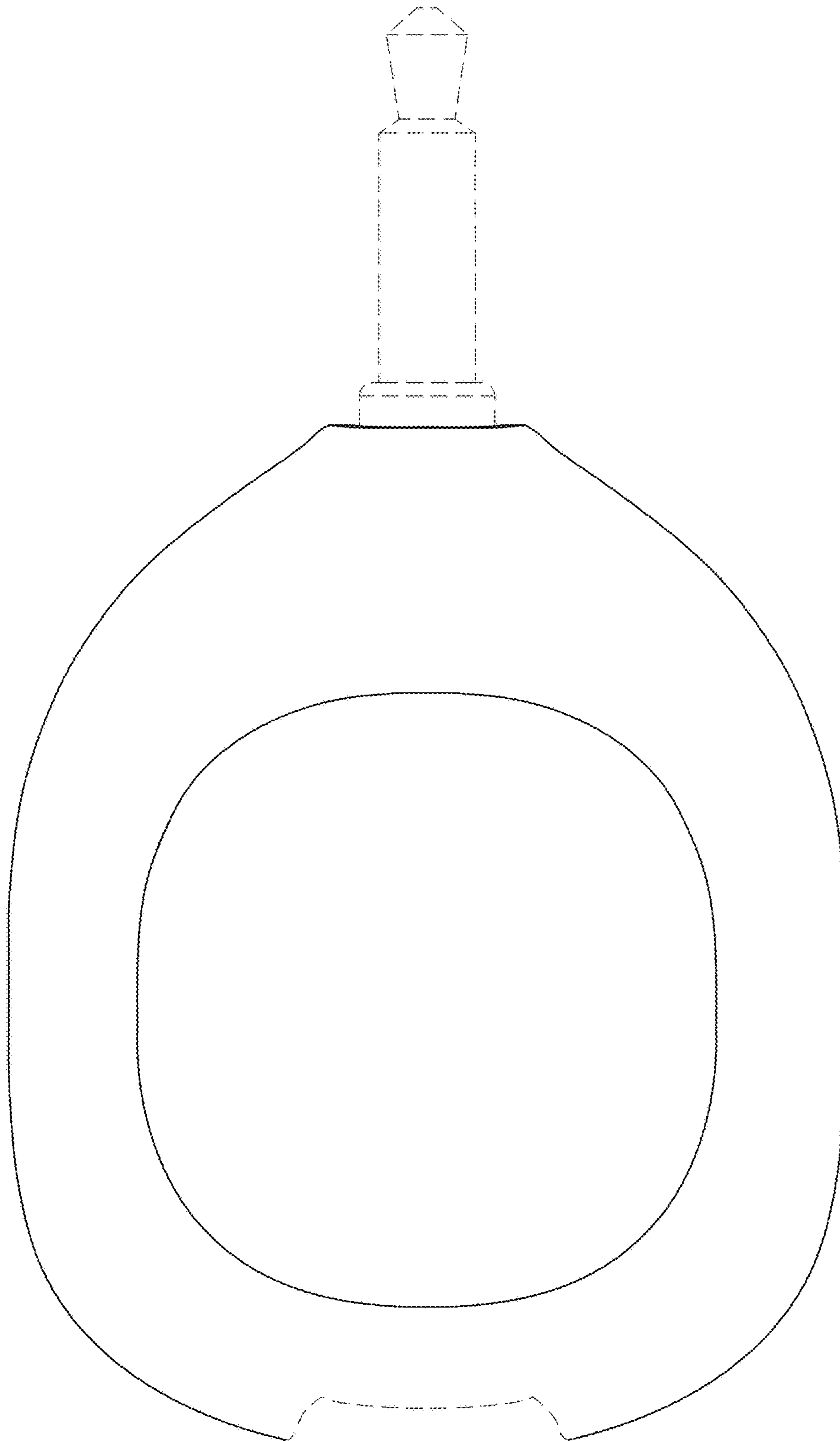
1.1



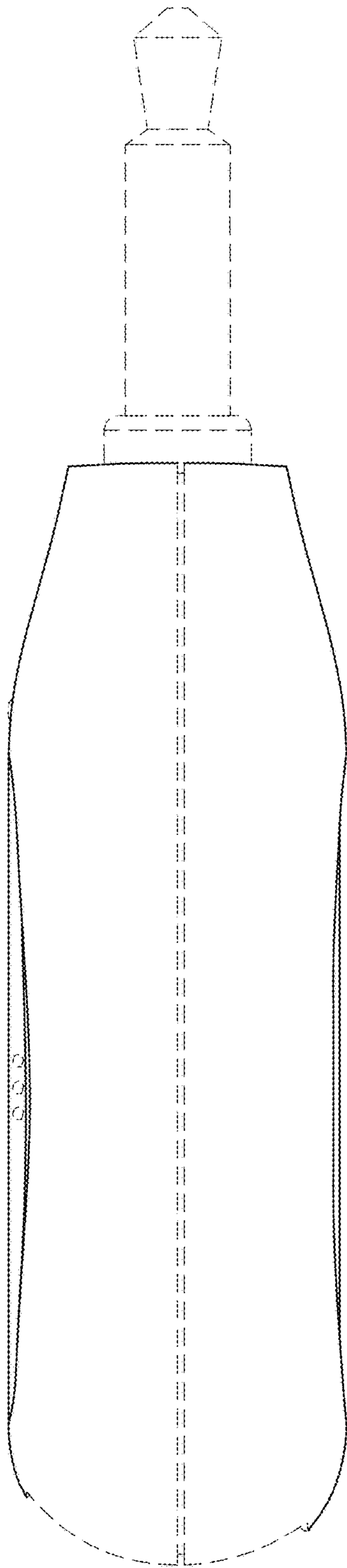
1.2



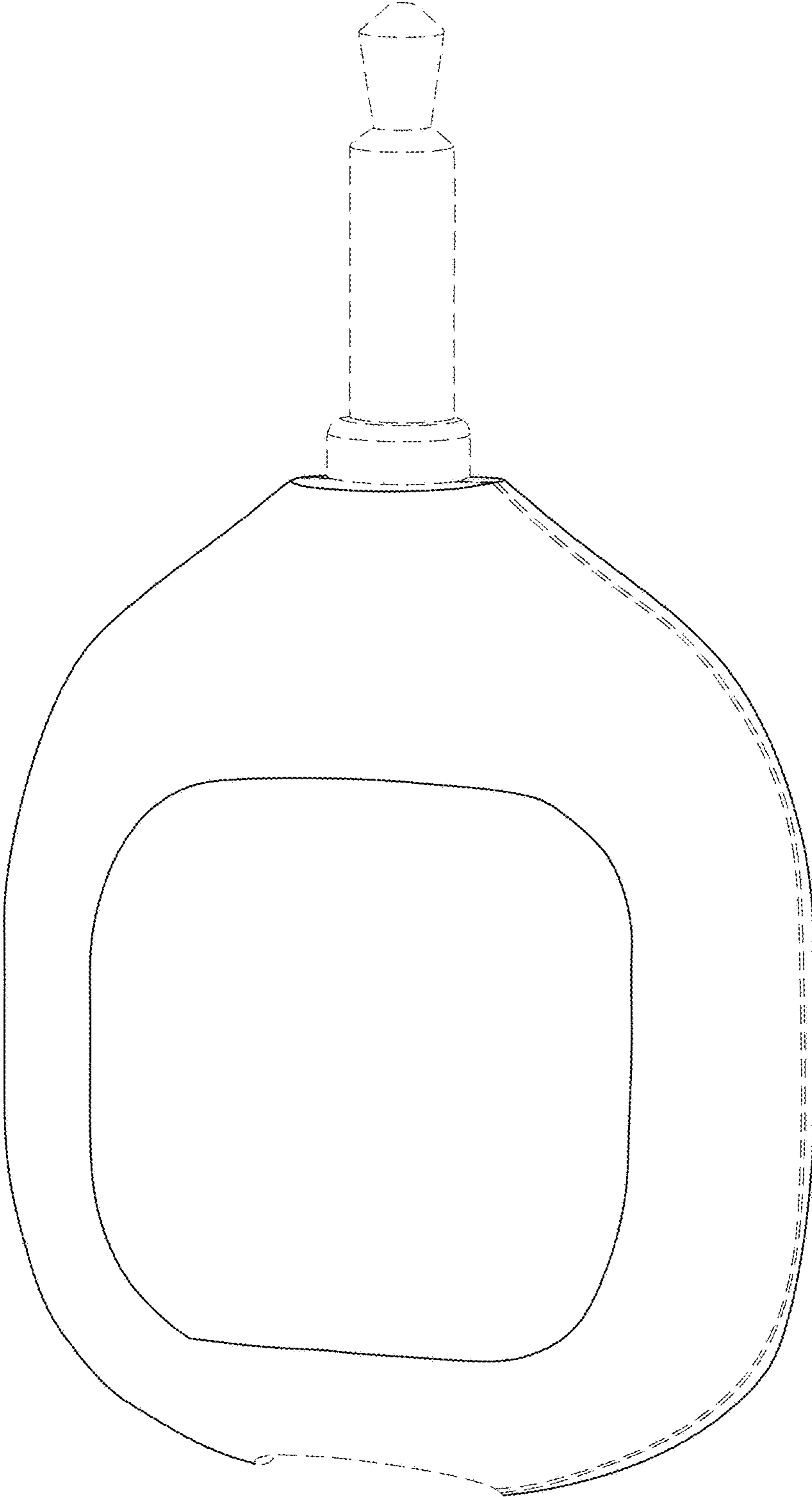
1.3



1.4



1.5



1.6