



US00D822164S

(12) **United States Design Patent** (10) **Patent No.:** **US D822,164 S**
Bluhm et al. (45) **Date of Patent:** **** Jul. 3, 2018**

(54) **SPRAY DISPENSER**

(56) **References Cited**

(71) Applicant: **Decon7 Systems, LLC**, Scottsdale, AZ (US)

U.S. PATENT DOCUMENTS

(72) Inventors: **Matthew A. Bluhm**, Winnetka, IL (US); **Meggie L. Oudheusden**, Philadelphia, PA (US); **Mark R. Clark**, Portland, OR (US); **Joseph R. Drake**, Scottsdale, AZ (US); **Thomas William Murray**, Philadelphia, PA (US); **Jonathan D. Albert**, Philadelphia, PA (US)

3,901,449 A	8/1975	Bochmann
5,609,272 A	3/1997	Brass et al.
6,758,411 B2	7/2004	Conway et al.
7,854,357 B2	12/2010	Hill
D650,046 S	12/2011	Goodwin et al.
8,141,754 B2	3/2012	Conner et al.
D713,499 S	9/2014	Voelker et al.
8,833,617 B1	9/2014	Compton et al.
D770,015 S	10/2016	Wright
D799,008 S *	10/2017	Clark D23/225

* cited by examiner

(73) Assignee: **DECON7 SYSTEMS, LLC**, Scottsdale, AZ (US)

Primary Examiner — Robin V Webster
(74) *Attorney, Agent, or Firm* — Loeb & Loeb LLP

(**) Term: **15 Years**

(57) **CLAIM**

(21) Appl. No.: **29/618,000**

The ornamental design for a spray dispenser, as shown and described.

(22) Filed: **Sep. 18, 2017**

Related U.S. Application Data

DESCRIPTION

(63) Continuation of application No. 29/573,185, filed on Aug. 3, 2016, now Pat. No. Des. 799,008.

(51) **LOC (11) Cl.** **23-01**

(52) **U.S. Cl.**
USPC **D23/225**

(58) **Field of Classification Search**

USPC D23/213, 223, 225, 226; 239/304, 239/DIG. 14, 146, 147; 222/465.1
CPC B05B 7/26; B05B 7/2443; B05B 9/0861; B05B 9/007; B05B 11/00; B05B 9/01; B05B 9/03; B05B 7/1209; B05B 12/002; B05B 7/1413

FIG. 1 is a perspective view of a spray dispenser showing our new design;

FIG. 2 is a front elevational view thereof;

FIG. 3 is a rear elevational view thereof;

FIG. 4 is a right side elevational view thereof;

FIG. 5 is a left side elevational view thereof;

FIG. 6 is a top view thereof; and,

FIG. 7 is a bottom view thereof.

The broken lines shown in the drawings are for the purpose of illustrating portions of the spray dispenser that form no part of the claimed design.

See application file for complete search history.

1 Claim, 5 Drawing Sheets

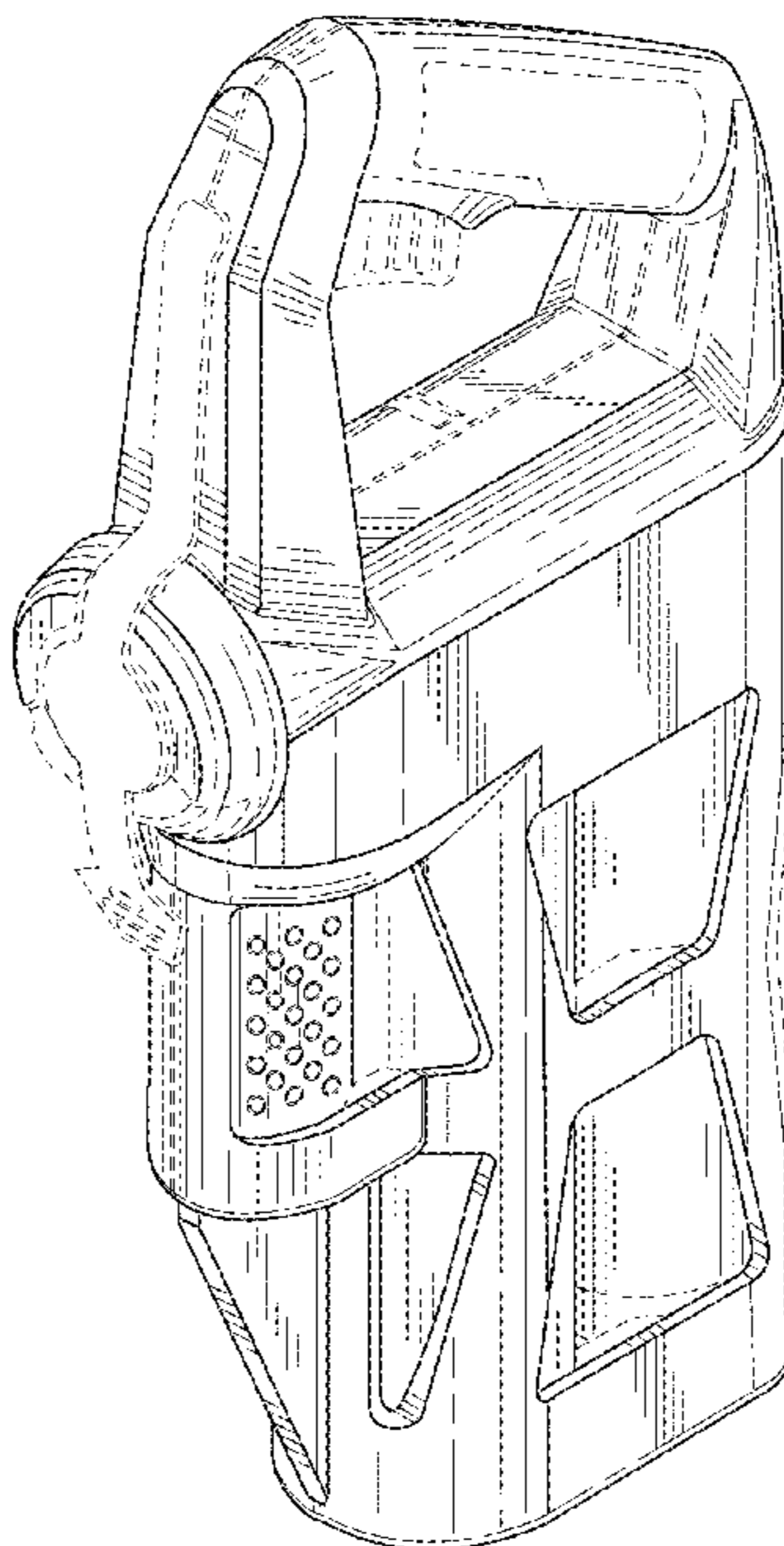


FIG. 1

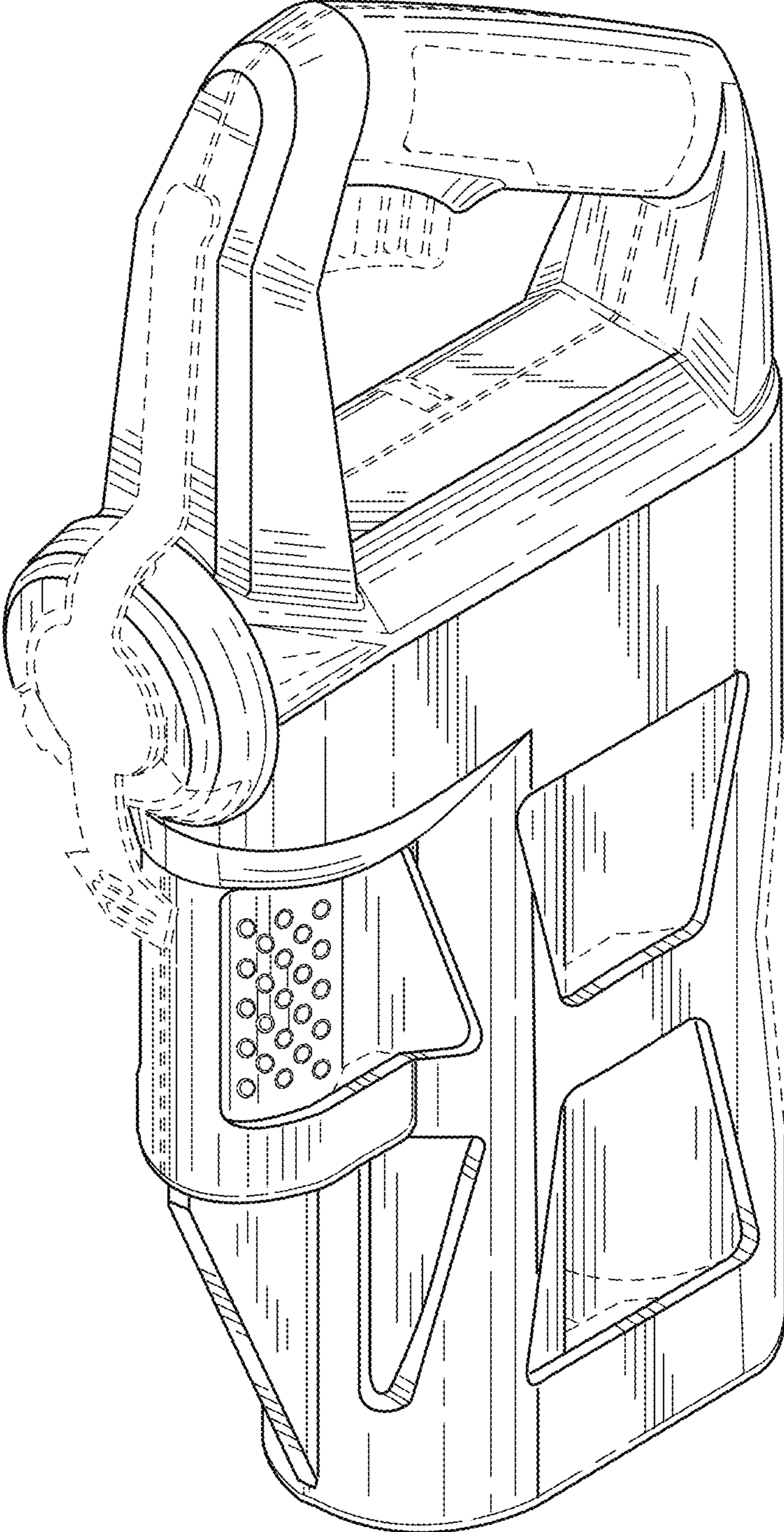


FIG. 2

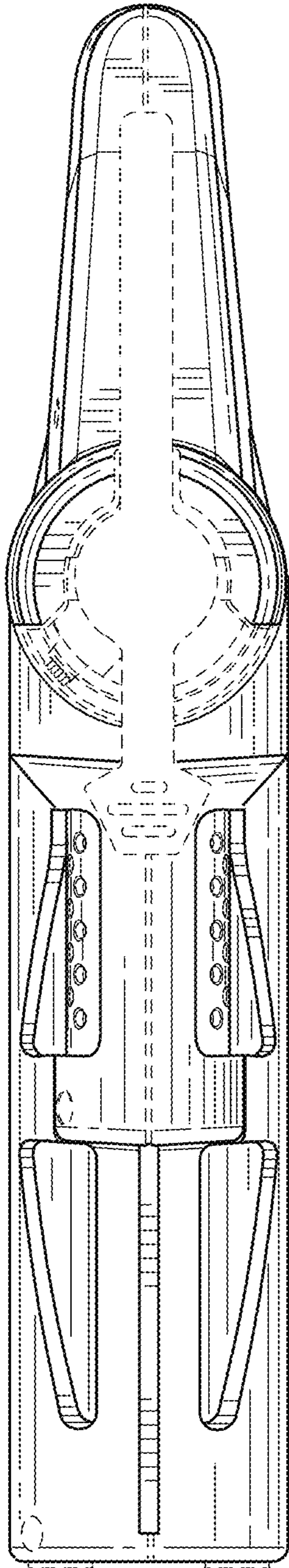


FIG. 3

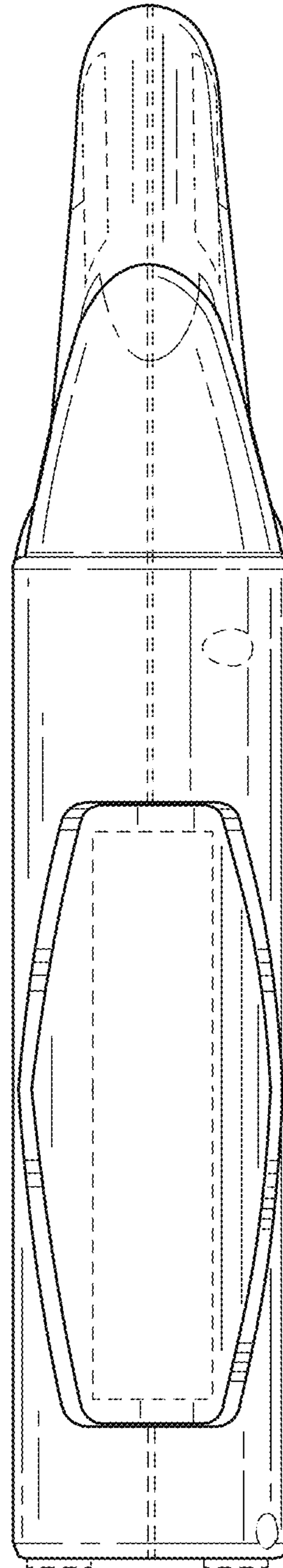


FIG. 4

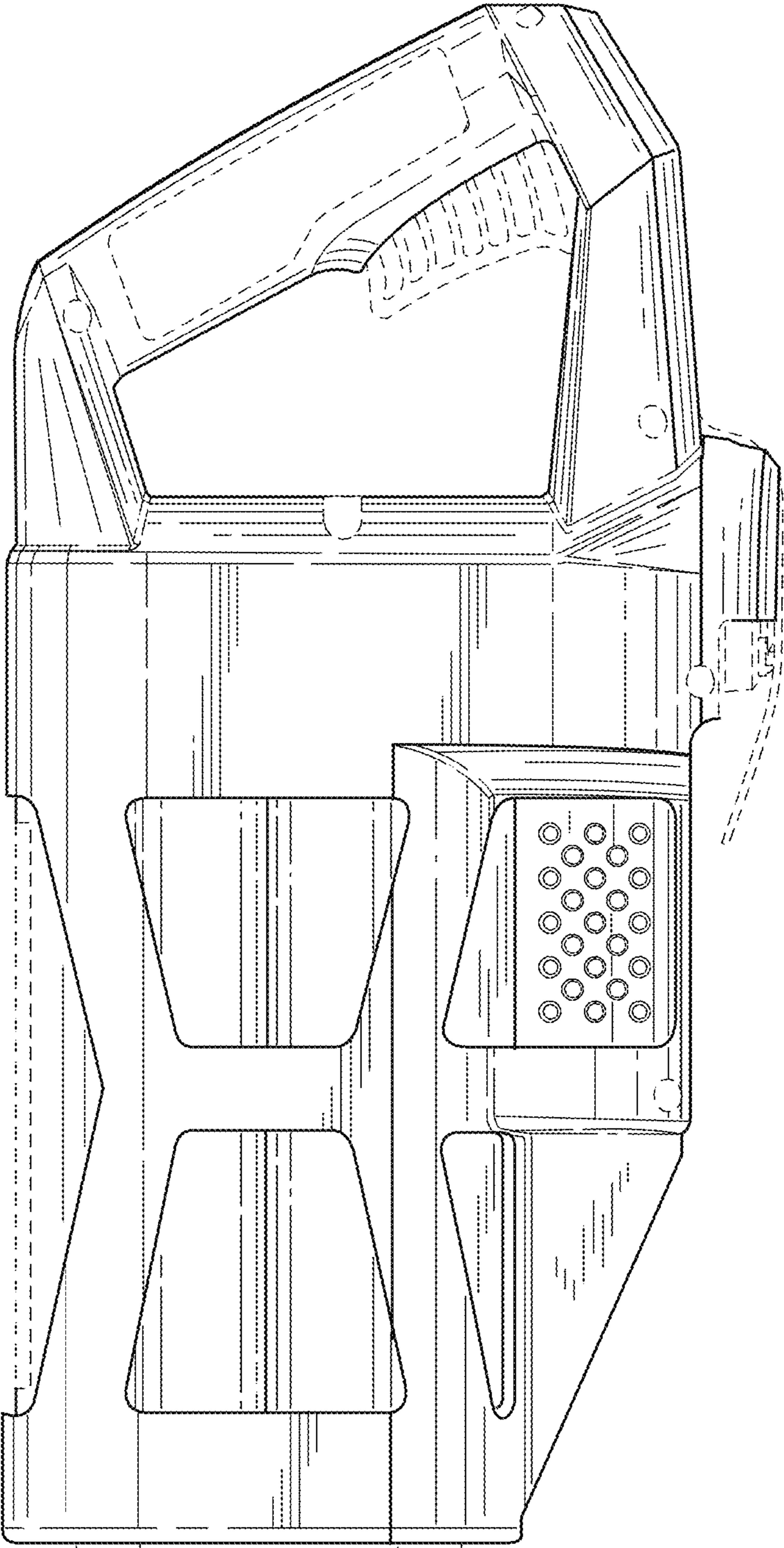


FIG. 5

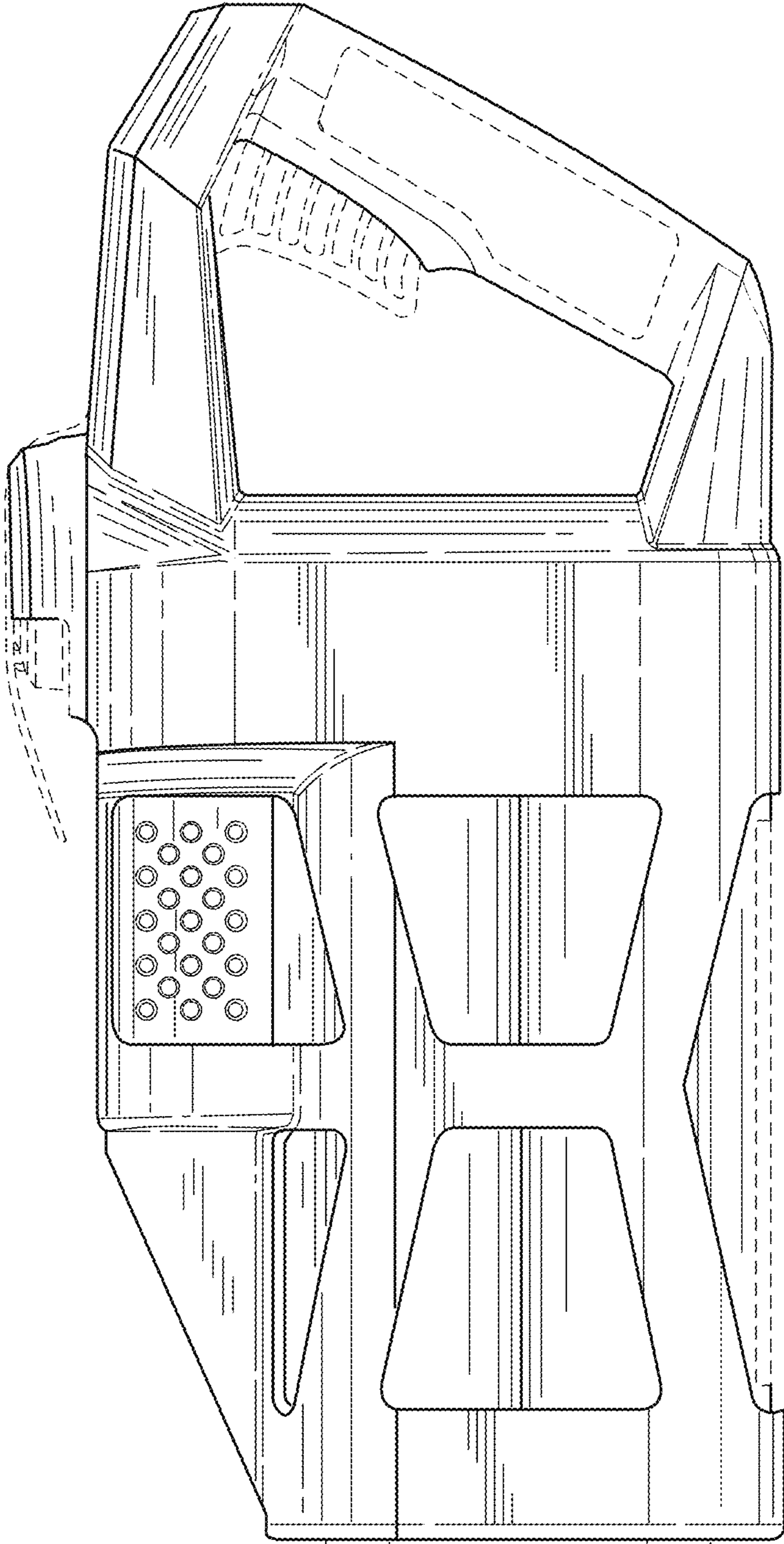


FIG. 6

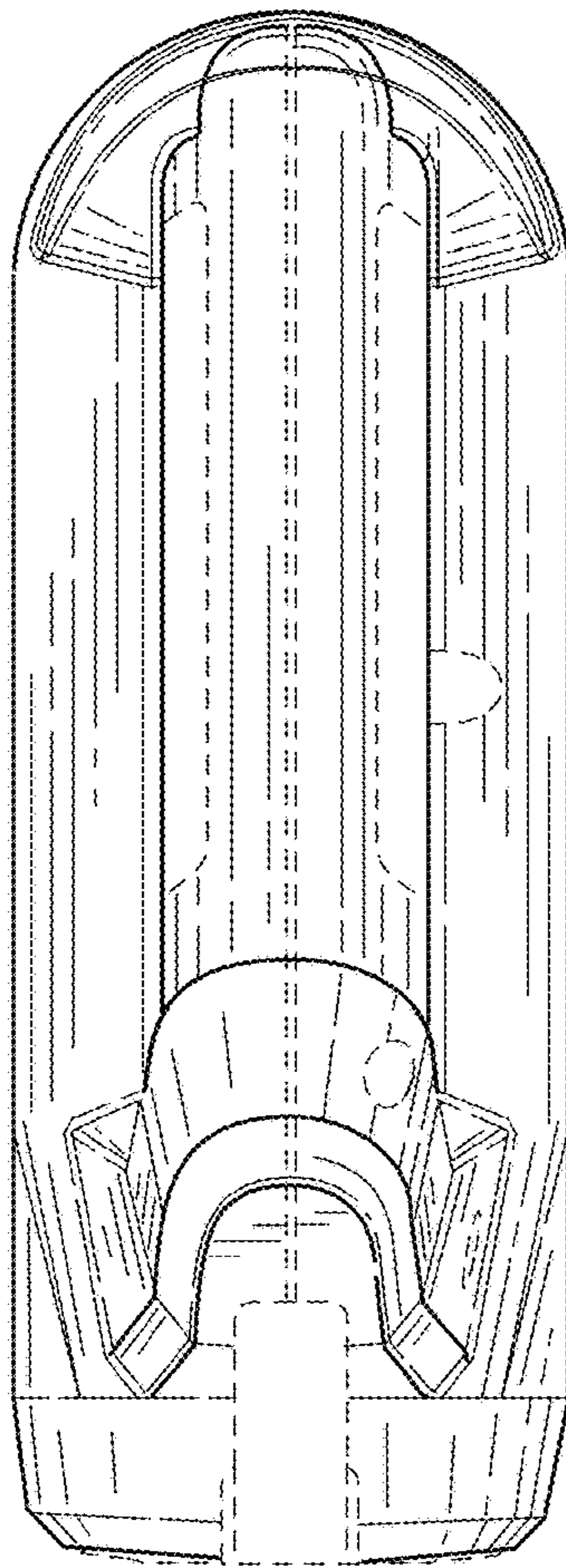


FIG. 7

