

US00D822149S

(12) **United States Design Patent**  
**Heger**

(10) **Patent No.:** **US D822,149 S**

(45) **Date of Patent:** **\*\* Jul. 3, 2018**

(54) **TIPPET RING APPLICATOR**

3,831,309 A \* 8/1974 Martuch ..... A01K 91/00  
43/44.98

(71) Applicant: **Rudi Heger**, Siegsdorf (DE)

D347,117 S \* 5/1994 Crichton ..... 224/103

8,209,899 B2 \* 7/2012 Klein ..... A01K 91/047  
43/44.9

(72) Inventor: **Rudi Heger**, Siegsdorf (DE)

(\*\*) Term: **15 Years**

\* cited by examiner

(21) Appl. No.: **29/632,255**

*Primary Examiner* — Catherine R Oliver-Garcia

(22) Filed: **Jan. 5, 2018**

(74) *Attorney, Agent, or Firm* — Husch Blackwell LLP

**Related U.S. Application Data**

(62) Division of application No. 29/535,134, filed on Aug. 4, 2015, now Pat. No. Des. 810,231.

(51) **LOC (11) Cl.** ..... **22-05**

(52) **U.S. Cl.**

USPC ..... **D22/149**

(58) **Field of Classification Search**

USPC .... D22/134, 149, 199; 43/43.1, 44.9, 44.91,  
43/44.98, 44.84; D3/215, 221; 224/103

CPC ..... A01K 91/00; A01K 91/04; A01K 91/08;  
A01K 91/12; A01K 91/047

See application file for complete search history.

(56) **References Cited**

**U.S. PATENT DOCUMENTS**

2,690,027 A \* 9/1954 Russell ..... A01K 91/16  
43/44.98

2,835,069 A \* 5/1958 Flye, Sr. .... A01K 91/00  
43/44.84

(57) **CLAIM**

The ornamental design for a tippet ring applicator, as shown and described.

**DESCRIPTION**

FIG. 1 is a perspective view of a new design of a tippet ring applicator;

FIG. 2 is a left side elevational view thereof.

FIG. 3 is a front elevational view thereof;

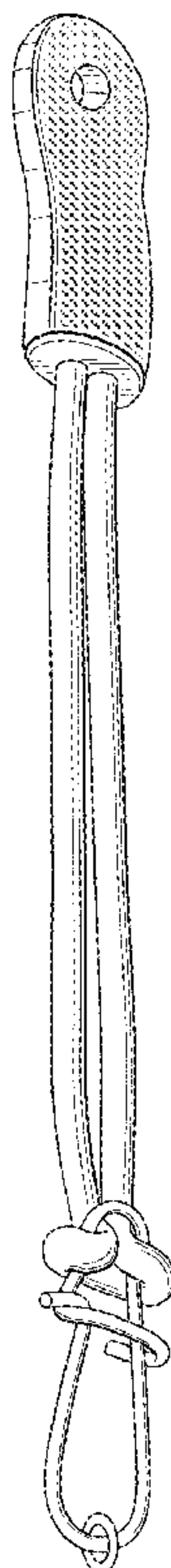
FIG. 4 is a right side elevational view thereof;

FIG. 5 is a rear elevational view thereof;

FIG. 6 is a bottom plan view thereof; and,

FIG. 7 is a top plan view thereof.

**1 Claim, 2 Drawing Sheets**



**FIG. 1**

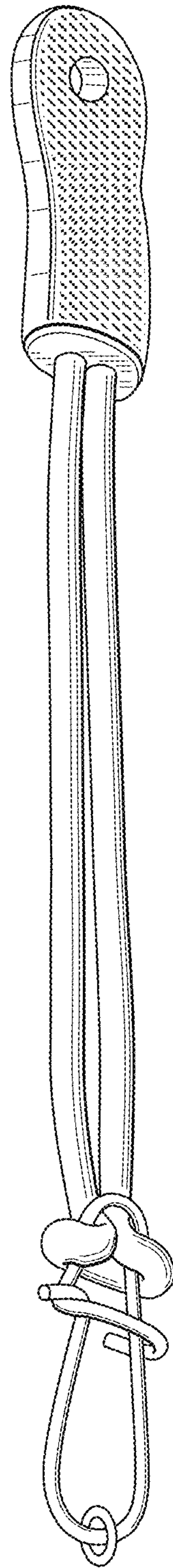


FIG. 2




FIG. 3

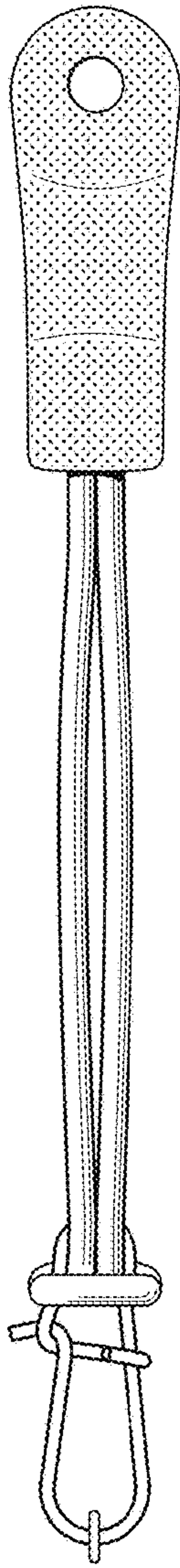


FIG. 4




FIG. 5

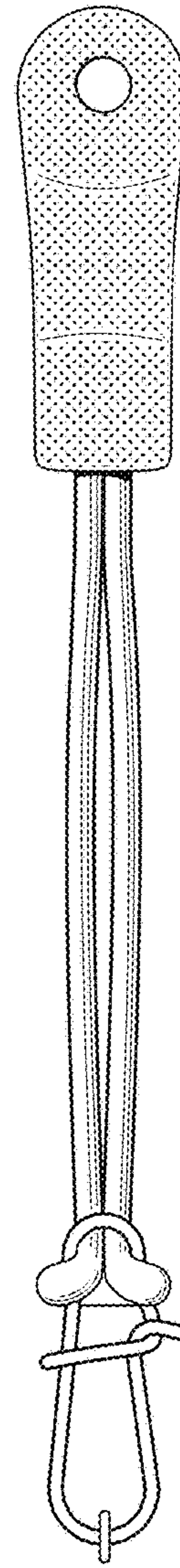


FIG. 6




FIG. 7

