



US00D822147S

(12) **United States Design Patent**
Gierlich

(10) **Patent No.:** **US D822,147 S**

(45) **Date of Patent:** **** Jul. 3, 2018**

(54) **FISHING JIG**

(71) Applicant: **Chad Gierlich**, San Diego, CA (US)

(72) Inventor: **Chad Gierlich**, San Diego, CA (US)

(**) Term: **15 Years**

(21) Appl. No.: **29/615,833**

(22) Filed: **Aug. 31, 2017**

Related U.S. Application Data

(63) Continuation of application No. 15/058,051, filed on Mar. 1, 2016.

(51) **LOC (11) Cl.** **22-05**

(52) **U.S. Cl.**
USPC **D22/144**

(58) **Field of Classification Search**
USPC D22/126–133, 144; 43/42.37, 42.41,
43/42.35, 42.2, 42.5, 42.6, 42.25, 42.13,
43/42.19, 42.17, 42.39, 42.28
CPC A01K 85/00; A01K 85/02; A01K 85/14;
A01K 85/16

See application file for complete search history.

(56) **References Cited**

U.S. PATENT DOCUMENTS

1,264,627 A * 4/1918 Foss A01K 85/14
43/42.39
2,781,604 A * 2/1957 Brown A01K 85/16
43/42.28

5,396,728 A * 3/1995 Weber A01K 85/02
43/42.37
D405,497 S * 2/1999 Phelps D22/126
D452,291 S * 12/2001 Puccio D22/126
7,748,157 B1 * 7/2010 Hellmann A01K 85/00
43/42.39
D667,921 S * 9/2012 Erbeck D22/144
D815,245 S * 4/2018 Robinson D22/144

* cited by examiner

Primary Examiner — Catherine R Oliver-Garcia
(74) *Attorney, Agent, or Firm* — Knobbe Martens Olson
& Bear LLP

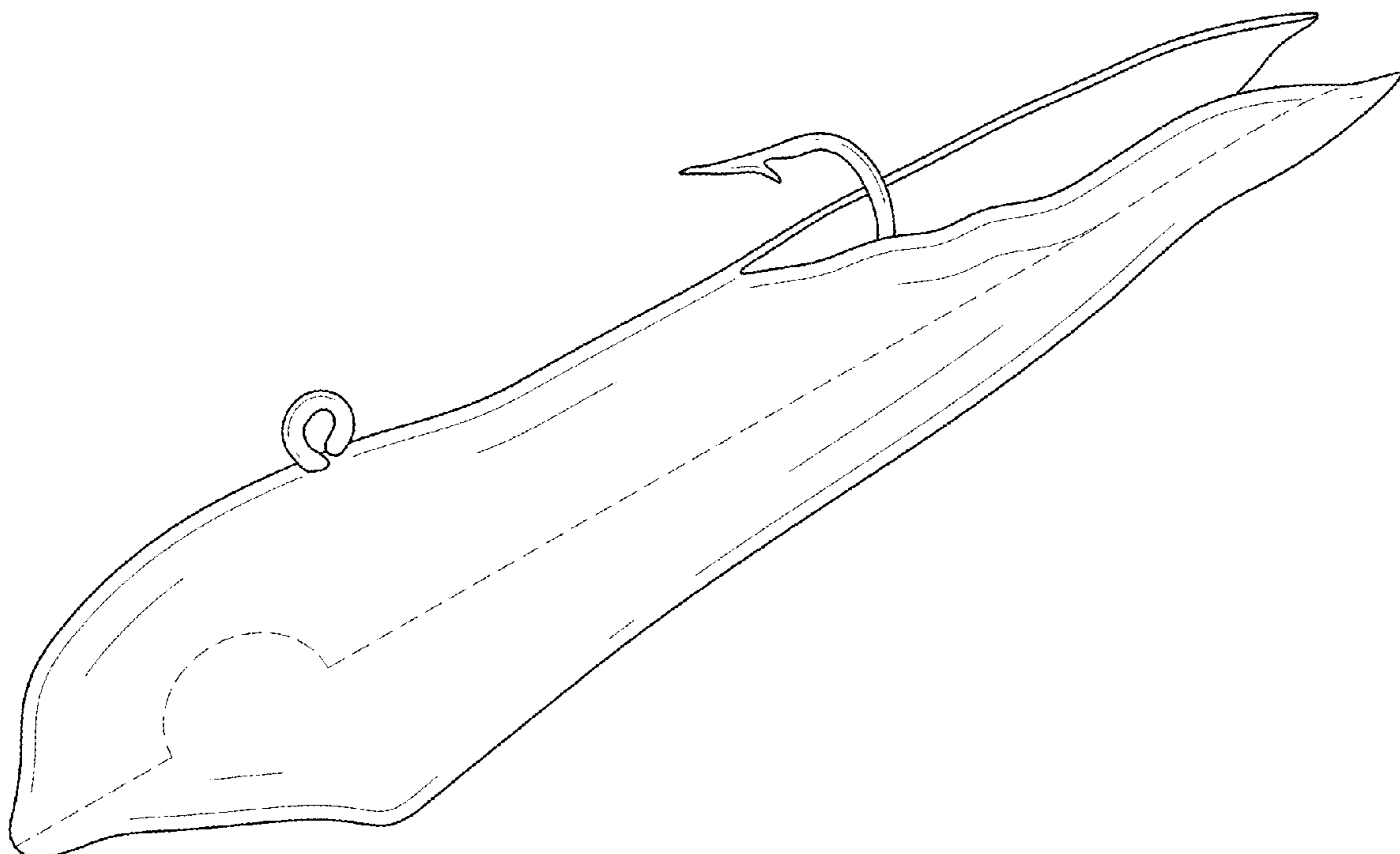
(57) **CLAIM**

An ornamental design for a fishing jig, as shown and described.

DESCRIPTION

FIG. 1 is a perspective view of a fishing jig.
FIG. 2 is a right side view of the fishing jig of FIG. 1.
FIG. 3 is a left side view of the fishing jig of FIG. 1.
FIG. 4 is top view of the fishing jig of FIG. 1.
FIG. 5 is a bottom view of the fishing jig of FIG. 1.
FIG. 6 is a front view of the fishing jig of FIG. 1; and,
FIG. 7 is a rear view of the fishing jig of FIG. 1.
The broken lines depict environmental structure and are for illustrative purposes only and form no part of the claimed design.

1 Claim, 4 Drawing Sheets



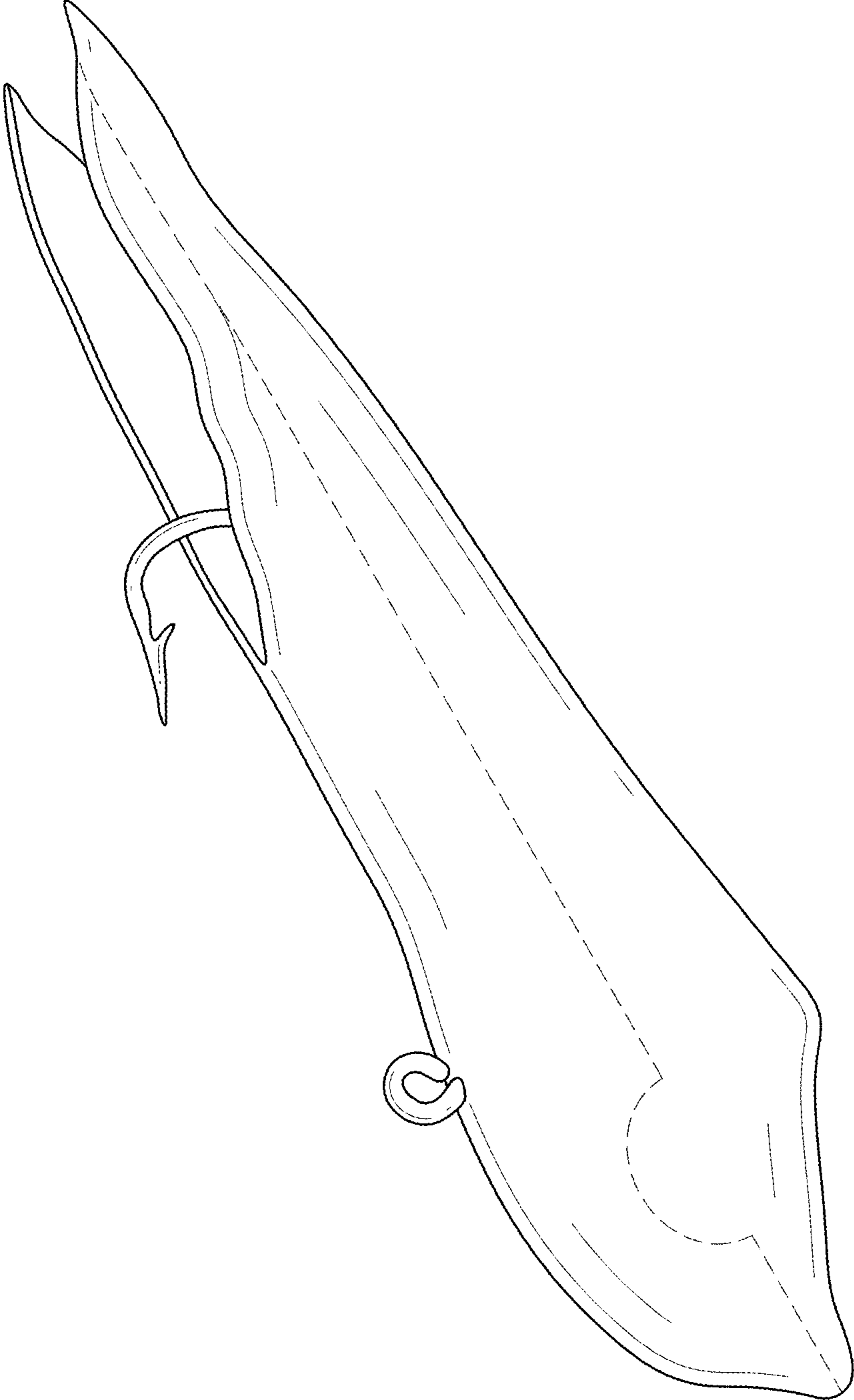


FIG. 1




FIG. 2

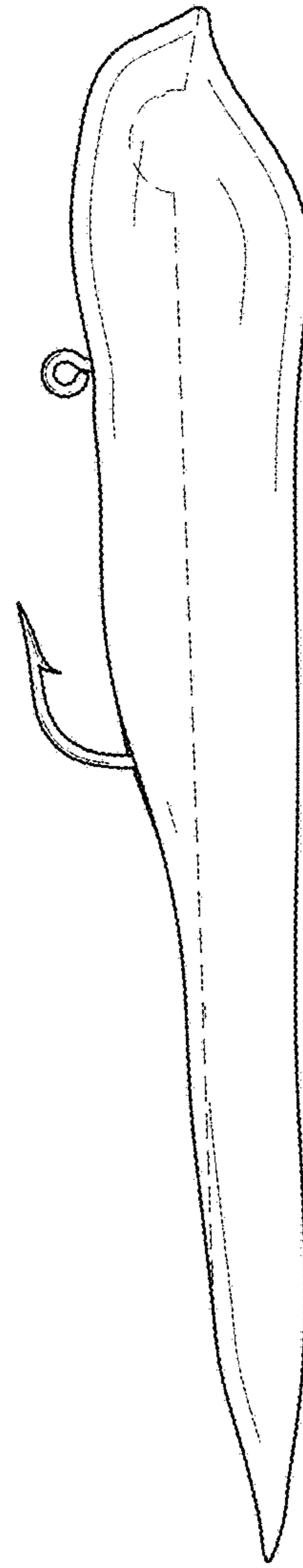


FIG. 3

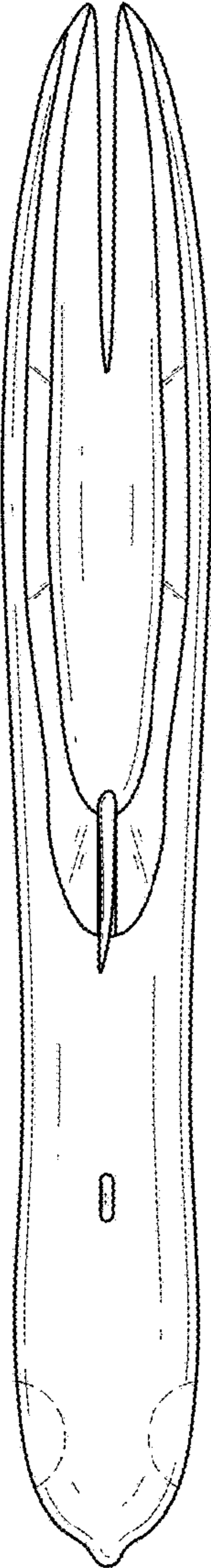


FIG. 4

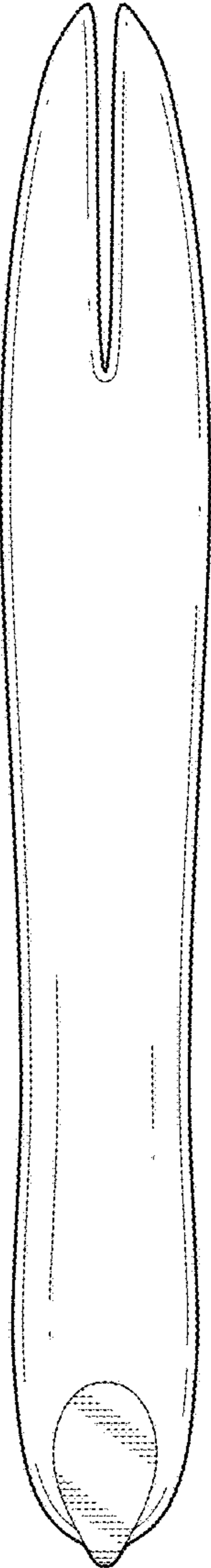


FIG. 5

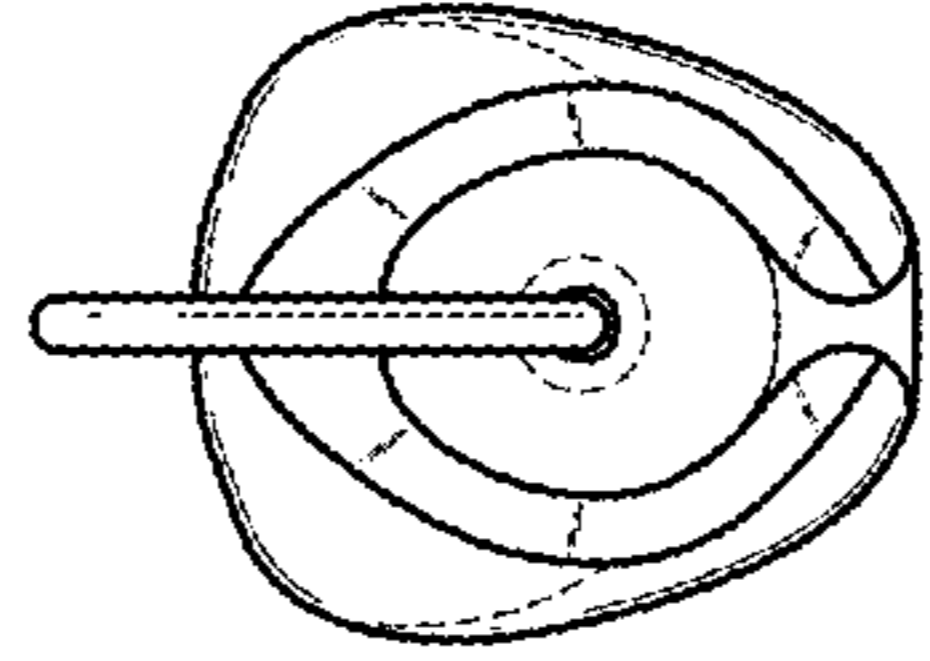


FIG. 7

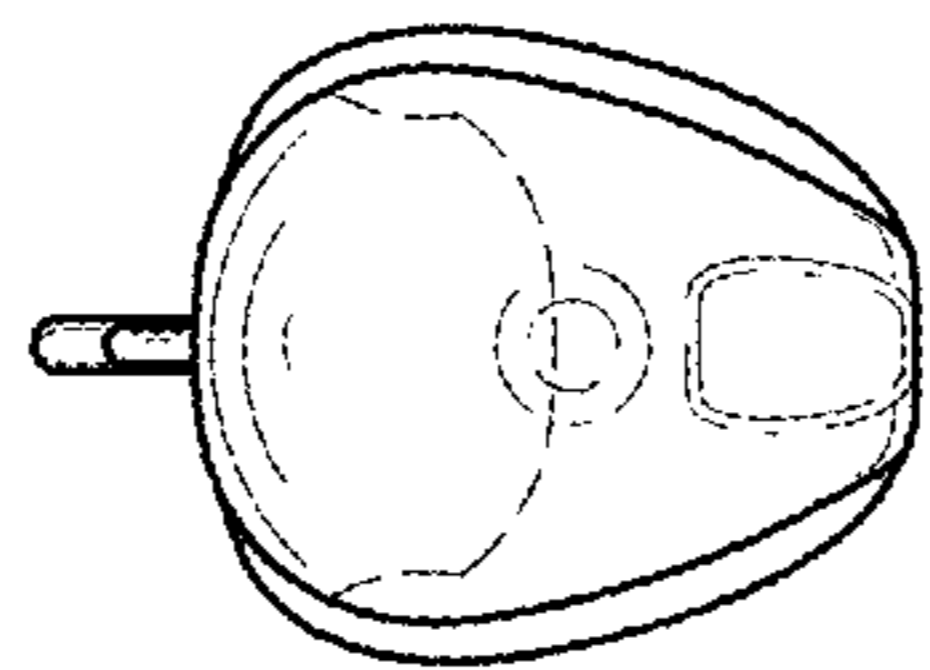


FIG. 6