



US00D822144S

(12) **United States Design Patent**  
**Geissele**

(10) **Patent No.:** **US D822,144 S**

(45) **Date of Patent:** **\*\* Jul. 3, 2018**

(54) **FIREARM MOUNT**

(71) Applicant: **WHG Properties, LLC**, North Wales, PA (US)

(72) Inventor: **William H. Geissele**, Lower Gwynedd, PA (US)

(73) Assignee: **WHG PROPERTIES, LLC**, North Wales, PA (US)

(\*\*) Term: **15 Years**

(21) Appl. No.: **29/584,526**

(22) Filed: **Nov. 15, 2016**

(51) **LOC (11) Cl.** ..... **22-01**

(52) **U.S. Cl.**  
USPC ..... **D22/110**; D22/109; D22/108

(58) **Field of Classification Search**  
USPC ..... D22/108-110; D16/130, 132-134, 330; 89/111-113; 359/399, 823; 42/104, 105, 42/111-113, 116, 120, 124-126, 42/127-129, 141-148, 133-140; 33/227, 33/229  
CPC ..... F41G 1/00; F41G 1/01; F41G 1/02; F41G 1/06; F41G 1/065; F41G 1/08; F41G 1/10; F41G 1/12; F41G 1/14; F41G 1/30; F41G 1/32; F41G 1/38; F41G 1/40; F41G 1/42; F41G 1/44; F41G 1/46; F41G 1/383; F41G 1/387; F41G 1/393; F41G 3/00; F41G 3/02; F41G 3/04; F41G 3/06; F41G 3/14; F41G 11/001; F41G 11/002; F41G 11/003; F41G 11/004; F41G 11/005

See application file for complete search history.

(56) **References Cited**

**U.S. PATENT DOCUMENTS**

D291,470 S \* 8/1987 Bechtel ..... D22/110  
D318,313 S \* 7/1991 Bechtel ..... D22/110  
D367,312 S \* 2/1996 Martel ..... D22/109

D410,061 S \* 5/1999 Emerson ..... D22/100  
D511,365 S \* 11/2005 Ding ..... D22/108  
D513,056 S \* 12/2005 Ding ..... D22/110  
D513,298 S \* 12/2005 Ding ..... D22/110  
D513,299 S \* 12/2005 Ding ..... D22/110  
D513,633 S \* 1/2006 Ding ..... D22/110  
D554,730 S \* 11/2007 Coggins ..... D22/110  
D555,750 S \* 11/2007 Cheng ..... D22/109  
D555,751 S \* 11/2007 Cheng ..... D22/109

(Continued)

**OTHER PUBLICATIONS**

TFB Review: Armageddon Tactical AK47 Hinged Side Rail Mount, TheFirearmBlog.com, Posted Aug. 23, 2017 by Miles, [online], [site visited Jan. 8, 2018]. <URL: <http://www.thefirearmblog.com/blog/2017/08/23/tfb-review-armageddon-tactical-ak47-hinged-side-rail-mount/>> (Year: 2017).\*

(Continued)

*Primary Examiner* — T. Chase Nelson

*Assistant Examiner* — Jonathan J Han

(74) *Attorney, Agent, or Firm* — Fox Rothschild LLP

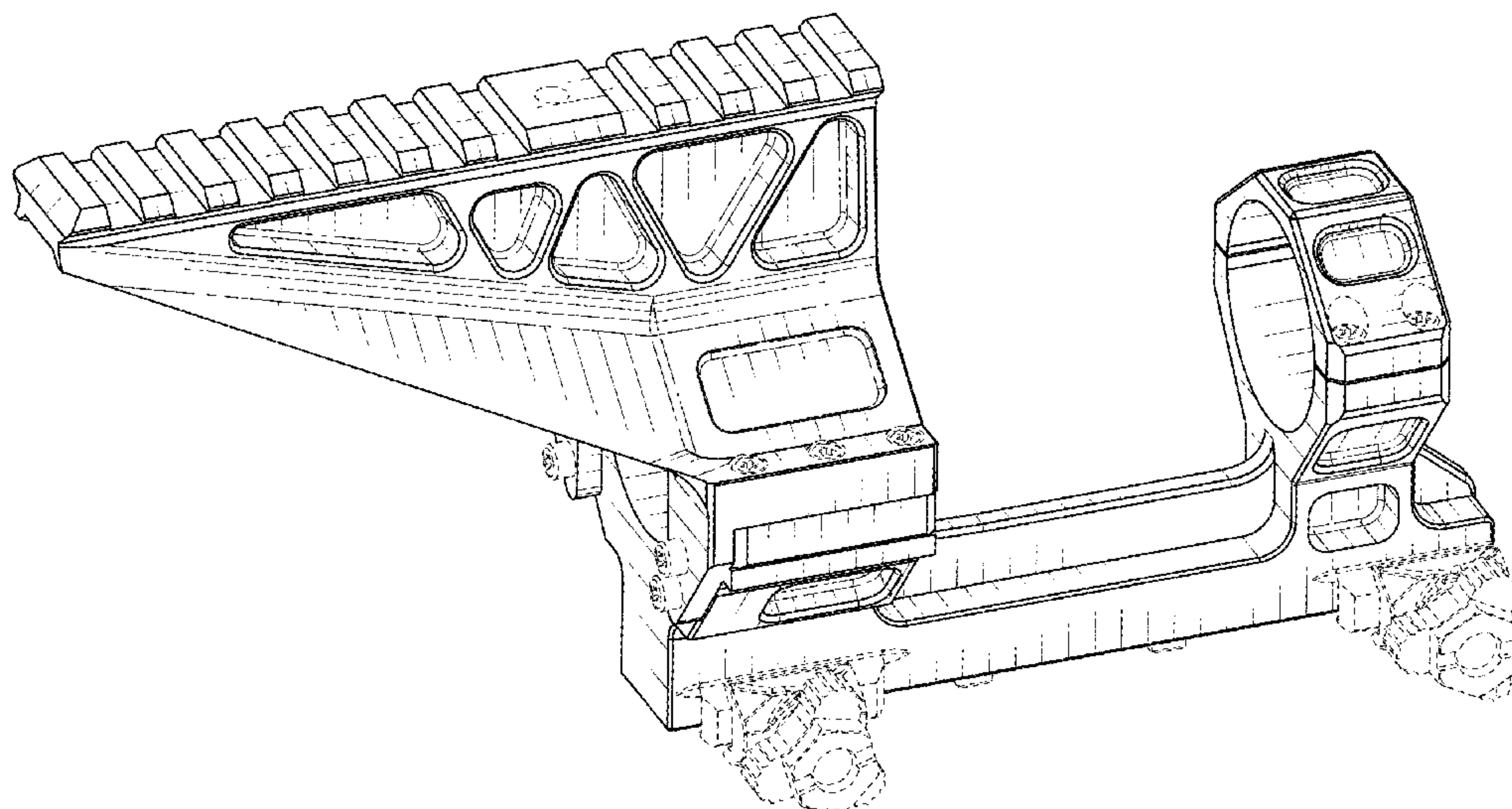
(57) **CLAIM**

The ornamental design for a firearm mount, as shown and described.

**DESCRIPTION**

FIG. 1 is a top, front, left side perspective view of a firearm mount according to the present disclosure; FIG. 2 is a front view of the firearm mount of FIG. 1; FIG. 3 is a rear view of the firearm mount of FIG. 1; FIG. 4 is a right side view of the firearm mount of FIG. 1; FIG. 5 is a left side view of the firearm mount of FIG. 1; FIG. 6 is a top view of the firearm mount of FIG. 1; and, FIG. 7 is a bottom view of the firearm mount of FIG. 1. The broken lines in the Figures are used to illustrate unclaimed parts of the invention and form no part of the claimed design.

**1 Claim, 6 Drawing Sheets**



(56)

References Cited

U.S. PATENT DOCUMENTS

7,481,016 B2 \* 1/2009 Gonzalez ..... F41C 23/16  
42/124  
D594,085 S \* 6/2009 Moody ..... D22/109  
D607,959 S \* 1/2010 Moody ..... D22/109  
D632,753 S \* 2/2011 Leighton ..... D22/109  
D673,239 S \* 12/2012 Cheng ..... D22/109  
8,528,140 B1 \* 9/2013 Phillips ..... F41G 11/003  
12/111  
D713,921 S \* 9/2014 Williams ..... D22/109  
D715,393 S \* 10/2014 Williams ..... D22/109  
D718,832 S \* 12/2014 Huang ..... D22/108  
D738,986 S \* 9/2015 Anderson ..... D22/109  
D741,442 S \* 10/2015 Wilson ..... D22/108  
D768,257 S \* 10/2016 Boyd ..... D22/109  
9,470,480 B2 \* 10/2016 Kirchhoff ..... F41G 11/001  
D779,623 S \* 2/2017 Geissele ..... D22/110  
D781,985 S \* 3/2017 McKillips ..... D22/108  
D787,007 S \* 5/2017 Maughn ..... D22/108  
D802,077 S \* 11/2017 Geissele ..... D22/109  
2005/0229465 A1 \* 10/2005 Dextraze ..... F41G 11/003  
42/85  
2008/0005952 A1 \* 1/2008 Sutherby ..... F41G 11/003  
42/90  
2013/0312309 A1 \* 11/2013 Rorick ..... F41G 11/003  
42/114  
2014/0259854 A1 \* 9/2014 Williams ..... F41G 11/003  
42/124  
2015/0198397 A1 \* 7/2015 Motley ..... F41A 3/66  
42/90  
2016/0102947 A1 \* 4/2016 Visinski ..... F41G 11/003  
42/90  
2017/0059280 A1 \* 3/2017 Fravor ..... F41G 11/003

OTHER PUBLICATIONS

SKS See Thru Scout Scope Mount by Brass Stacker, MountPlus.com, [online], [site visited Jan. 8, 2018]. <URL: [http://www.mountsplus.com/AR-15\\_Accessories/AR-15\\_Scope\\_Rings/151-TGR-SKS-SSM.html](http://www.mountsplus.com/AR-15_Accessories/AR-15_Scope_Rings/151-TGR-SKS-SSM.html)> (Year: 2018).\*

Trinity Force 30mm Monolithic Quick-Detach Scope Mount w/Top Rail and 1-inch Inserts, DeltaTeamTactical.com, [online], [site visited Jan. 8, 2018]. <URL: [https://www.deltateamtactical.com/Trinity-Force-30mm-Monolithic-Quick-Detach-Scope-Mount-wTop-Rail-and-1-inch-Inserts\\_p\\_4613.html](https://www.deltateamtactical.com/Trinity-Force-30mm-Monolithic-Quick-Detach-Scope-Mount-wTop-Rail-and-1-inch-Inserts_p_4613.html)> (Year: 2018).\*

FAB Defense Glock Tactical Scope Mount, MidwayUSA.com, [online], [site visited Jan. 8, 2018]. <URL: <https://www.midwayusa.com/product/1008970315/fab-defense-glock-tactical-scope-mount-all-railed-glock-models>> (Year: 2018).\*

Mini 14 Tactical Metal Quad-rail Handguard, IFAtactical.com, [online], [site visited Jan. 8, 2018]. <URL: <http://www.ifatactical.com/page/19264196>> (Year: 2018).\*

Remington 870 Tactical Mount by Barska, Barska.com, [online], [site visited Jan. 8, 2018]. <URL: <https://www.barska.com/remington-870-tactical-mount-rail-by-barska.html>> (Year: 2018).\*

FM Tactical Scope Mount with 1" Rings and Picatinny Rails on Rings, JGsales.com, [online], [site visited Jan. 8, 2018]. <URL: <http://www.jgsales.com/fm-tactical-scope-mount-with-1-rings-and-picatinny-rails-on-rings,-black,-fmtm1.-p-3760.html>> (Year: 2018).\*

LaRue Tactical Scope Mount QD LT745, LaRue.com, [online], [site visited Jan. 8, 2018]. <URL: <https://www.larue.com/products/larue-tactical-scope-mount-qd-lt745/>> (Year: 2018).\*

\* cited by examiner



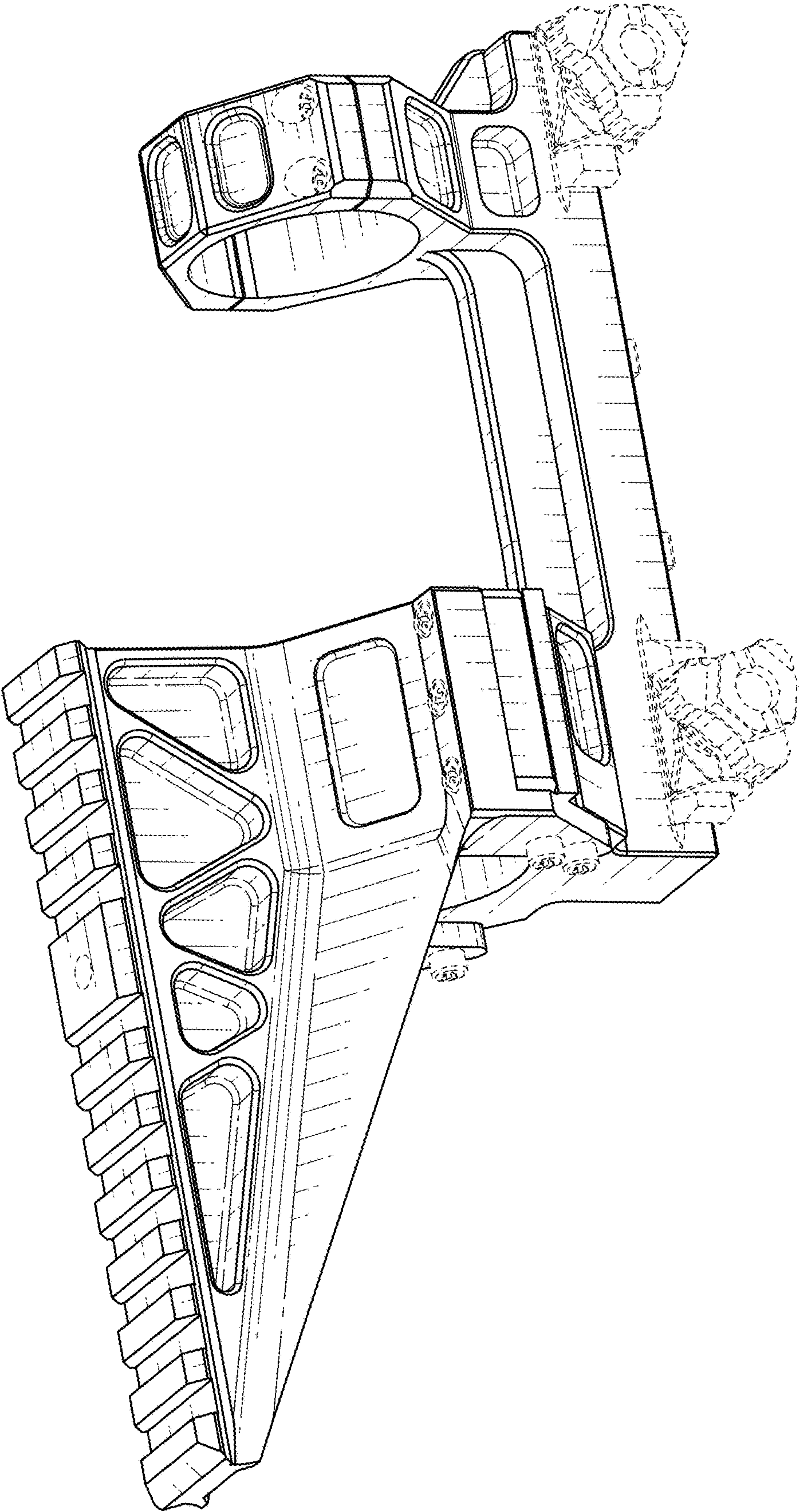


FIG. 1

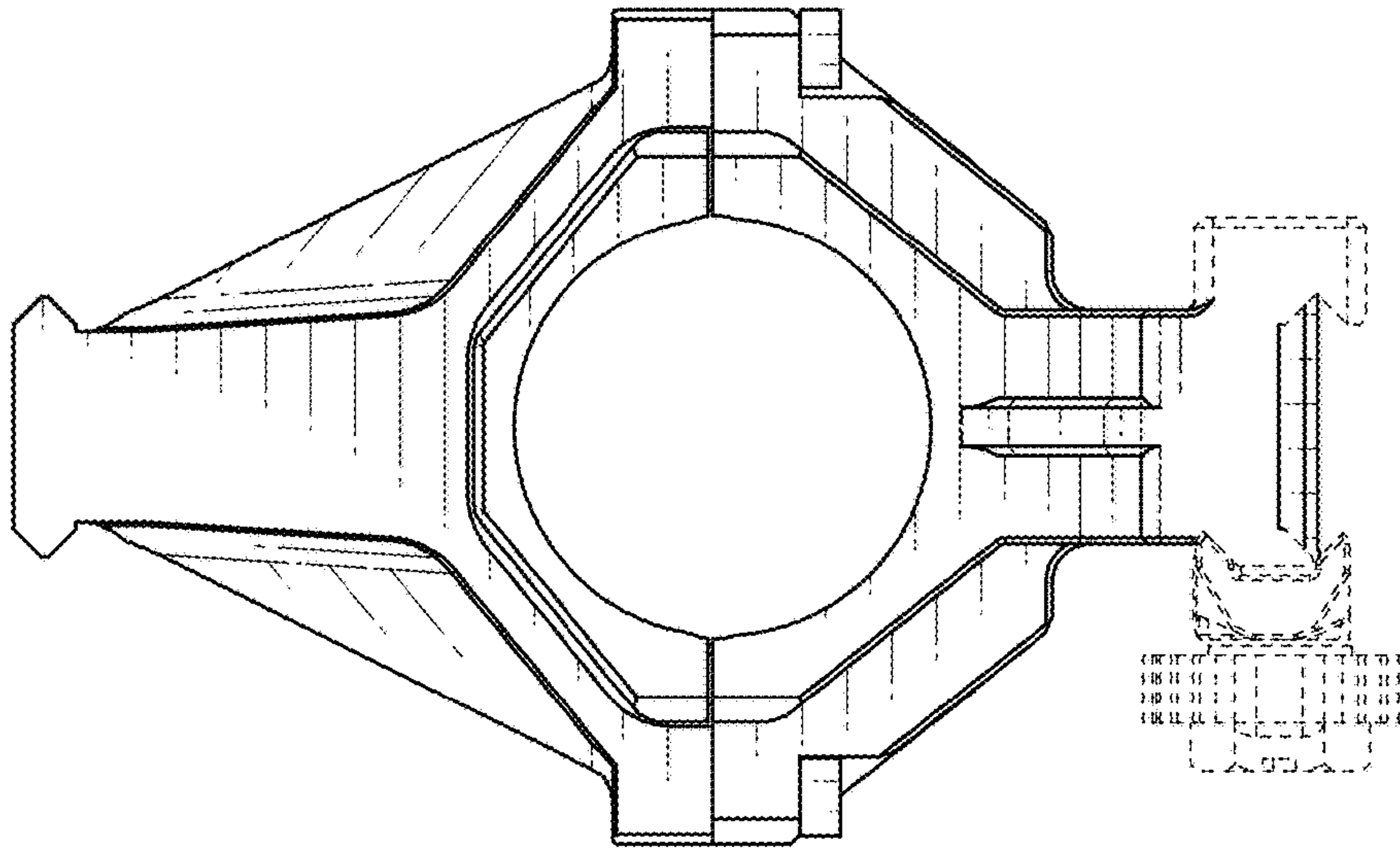


FIG. 3

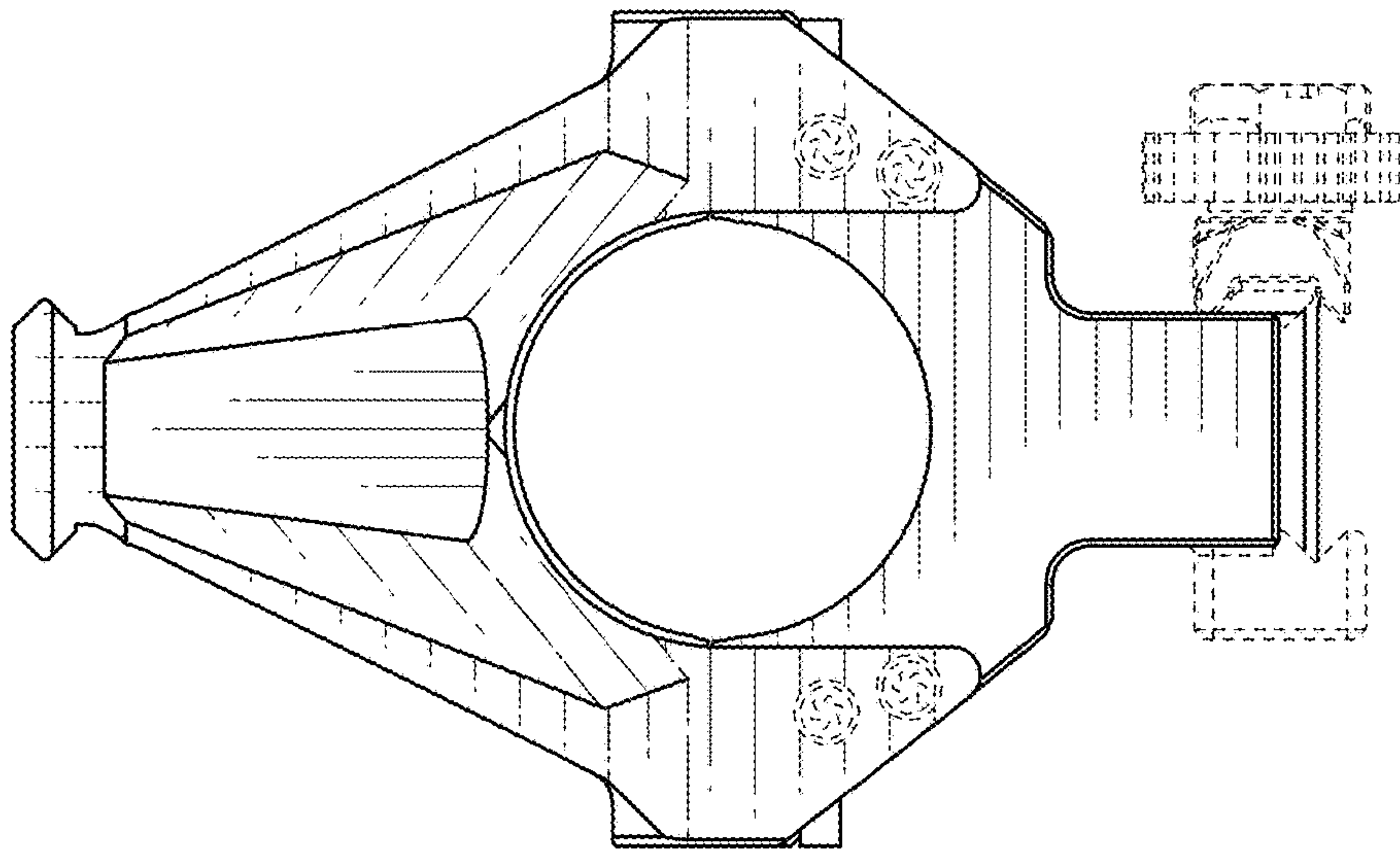


FIG. 2

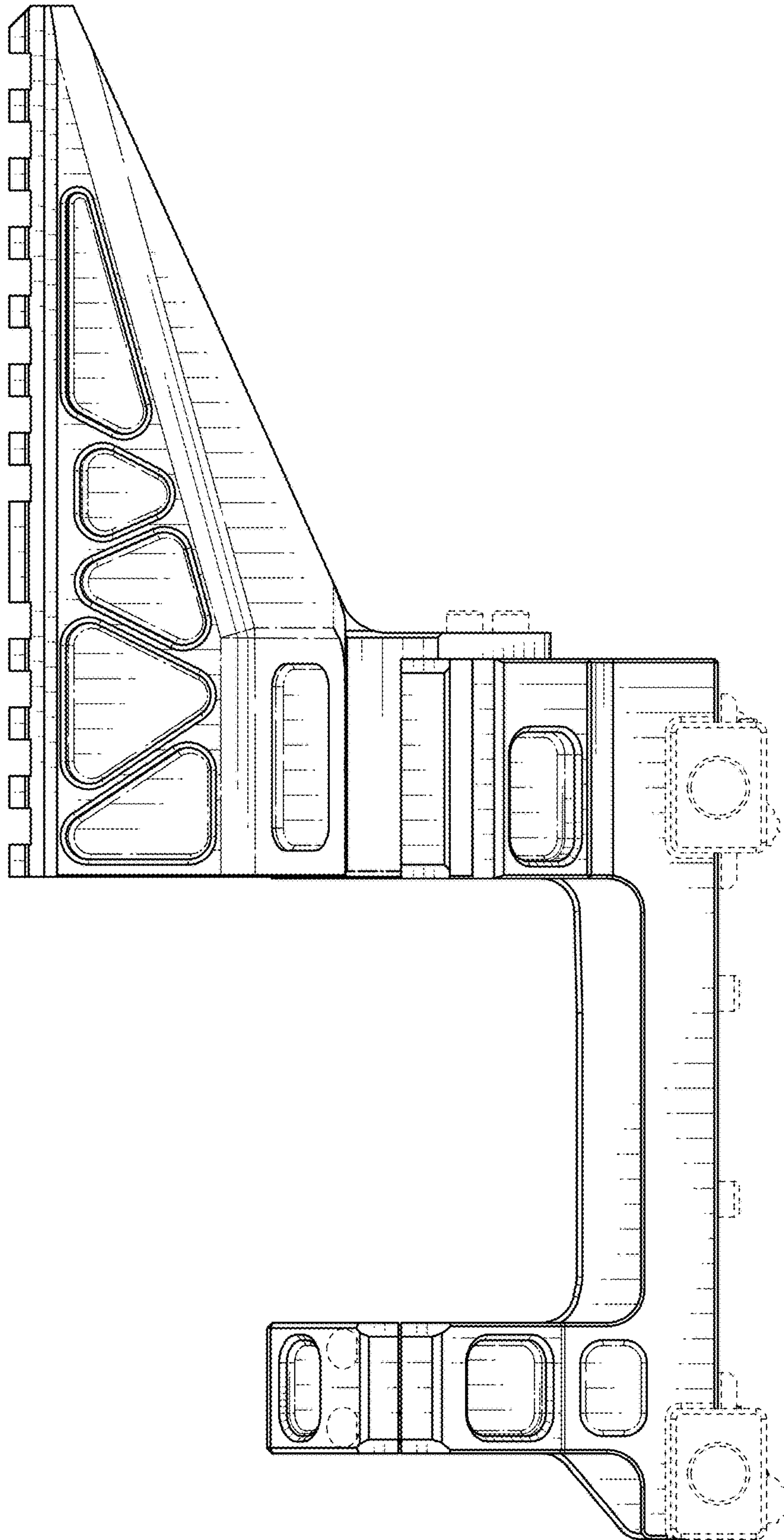


FIG. 4



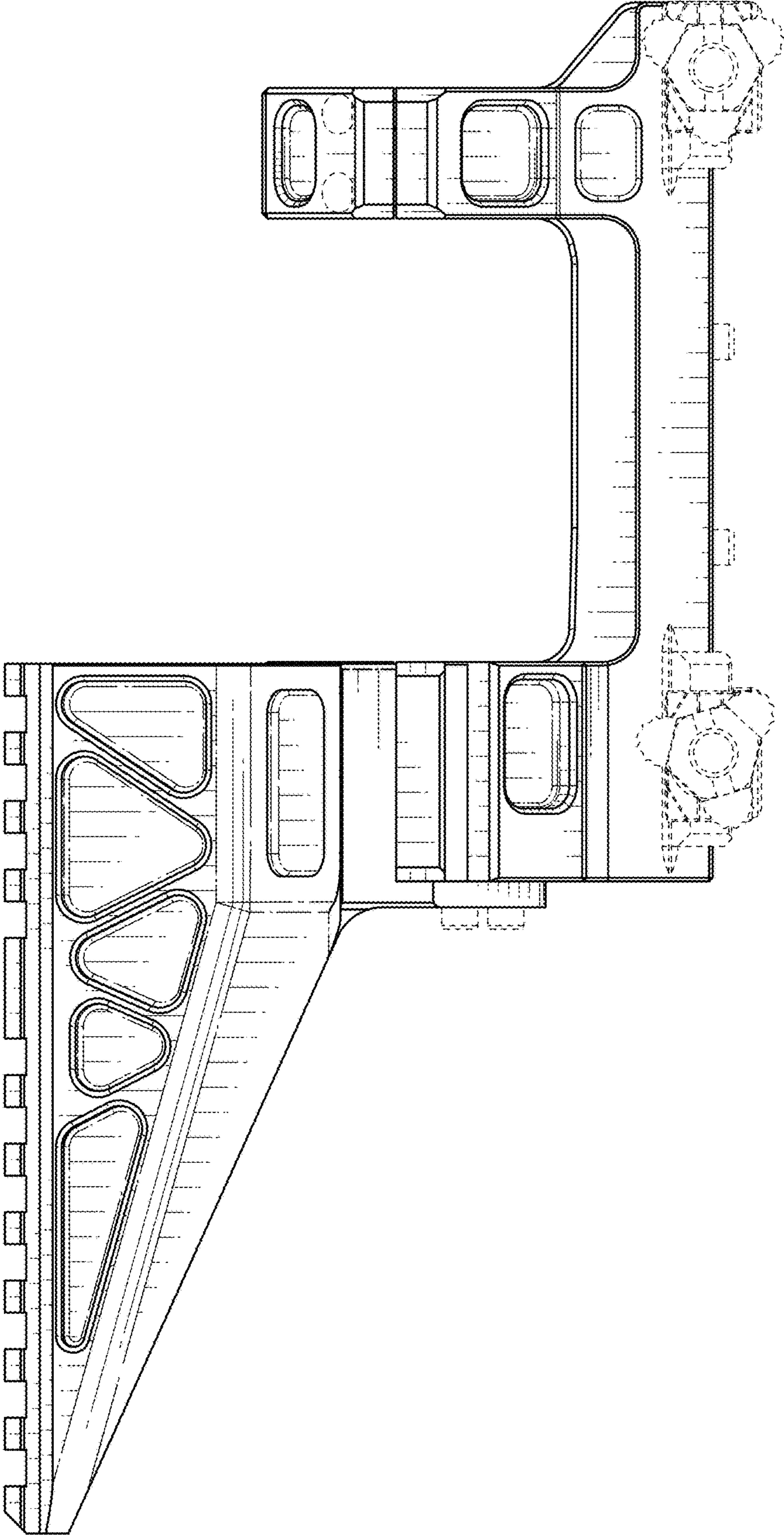


FIG. 5

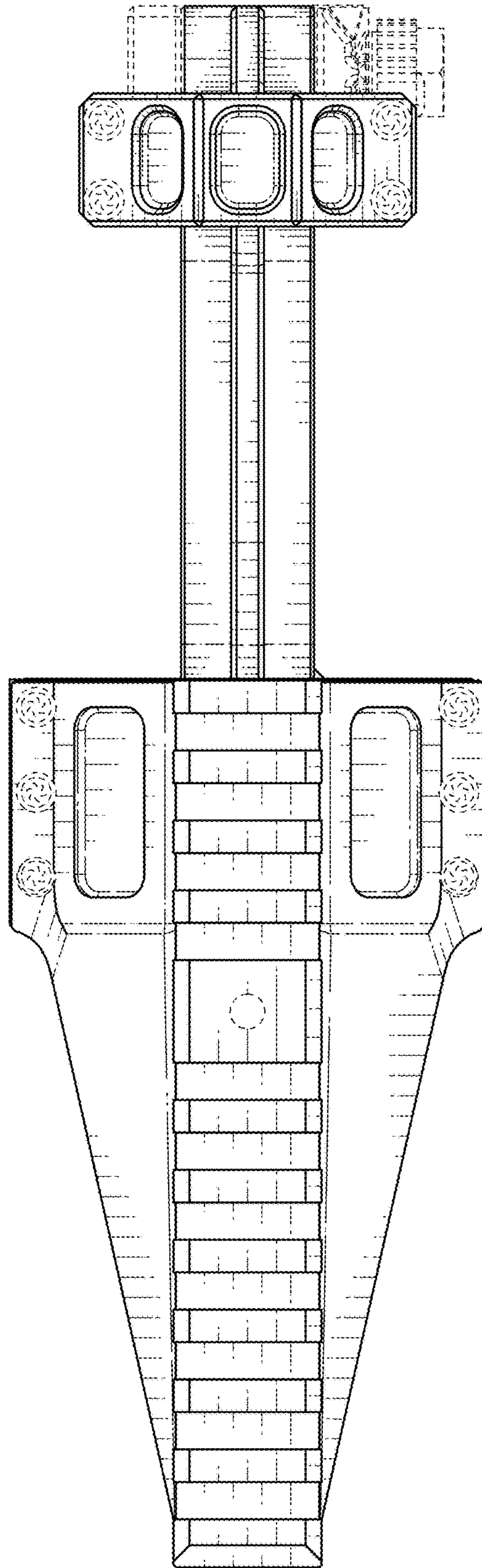


FIG. 6

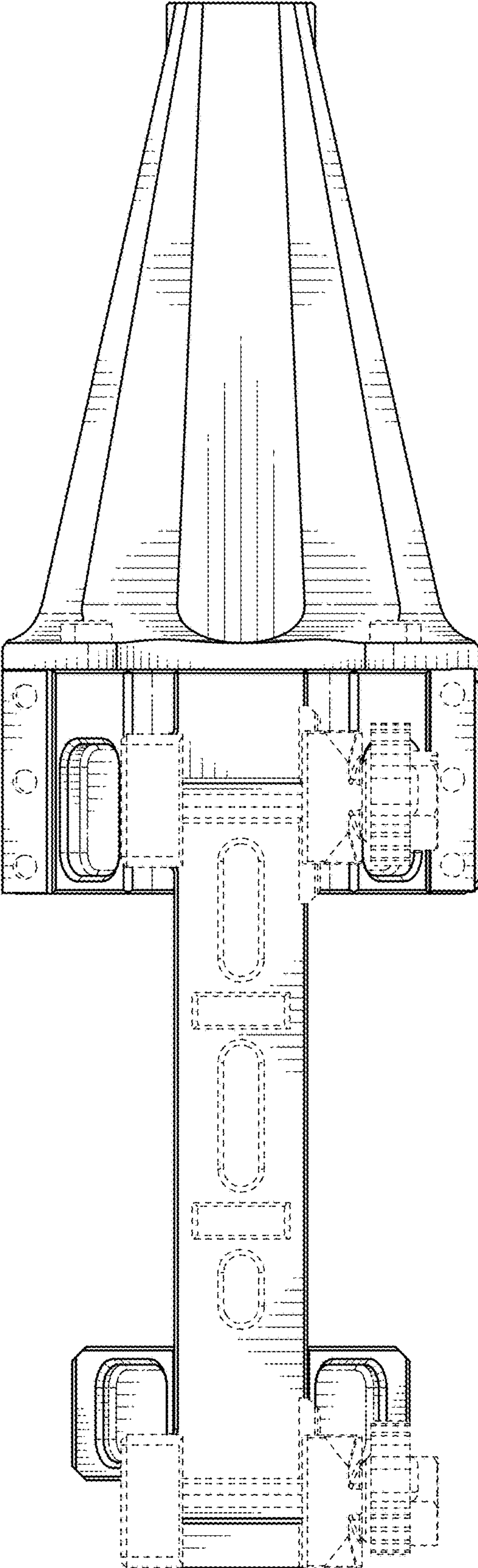


FIG. 7