



US00D822139S

(12) **United States Design Patent**
Cha

(10) **Patent No.:** **US D822,139 S**
(45) **Date of Patent:** **** Jul. 3, 2018**

(54) **TENT**
(71) Applicant: **AFROBA CO., LTD.**, Seoul (KR)
(72) Inventor: **Minho Cha**, Seoul (KR)
(73) Assignee: **AFROBA CO., LTD.** (KR)
(**) Term: **15 Years**
(21) Appl. No.: **29/600,484**
(22) Filed: **Apr. 12, 2017**

D420,414 S * 2/2000 Lah D21/834
D457,590 S * 5/2002 Olson D21/834
D465,004 S * 10/2002 Funk E04H 15/18
D21/834
D478,645 S * 8/2003 Percy D21/834
D534,614 S * 1/2007 Gallaway D21/834
7,222,635 B2 * 5/2007 Cantwell E04H 15/32
135/115
D562,930 S * 2/2008 Poulson D21/834
D594,080 S * 6/2009 Flem D21/834
D630,286 S * 1/2011 Bell D21/834
D652,885 S * 1/2012 Frey D21/834

(Continued)

(30) **Foreign Application Priority Data**

Oct. 13, 2016 (KR) 30-2016-0049133

(51) **LOC (11) Cl.** **21-04**

(52) **U.S. Cl.**
USPC **D21/834**

(58) **Field of Classification Search**
USPC D21/834, 835, 836, 837, 838, 839, 840
CPC E04H 15/00; E04H 15/02; E04H 15/18;
E04H 15/28; E04H 15/32; E04H 15/34;
E04H 15/40; E04H 15/42; E04H 15/425;
E04H 15/50
See application file for complete search history.

(56) **References Cited**

U.S. PATENT DOCUMENTS

3,217,722 A * 11/1965 Heise E04B 1/34326
135/139
D224,761 S * 9/1972 Pohl et al. D21/834
5,159,948 A * 11/1992 Moreau E04H 15/18
135/125
D396,086 S * 7/1998 Cantwell D21/838
D403,041 S * 12/1998 Funk D21/834
5,901,727 A * 5/1999 Kramer E04H 15/425
135/120.1
D418,573 S * 1/2000 Ju D21/834

Primary Examiner — Robin V Webster

Assistant Examiner — Keith J Wilson

(74) *Attorney, Agent, or Firm* — Renaissance IP Law Group LLP

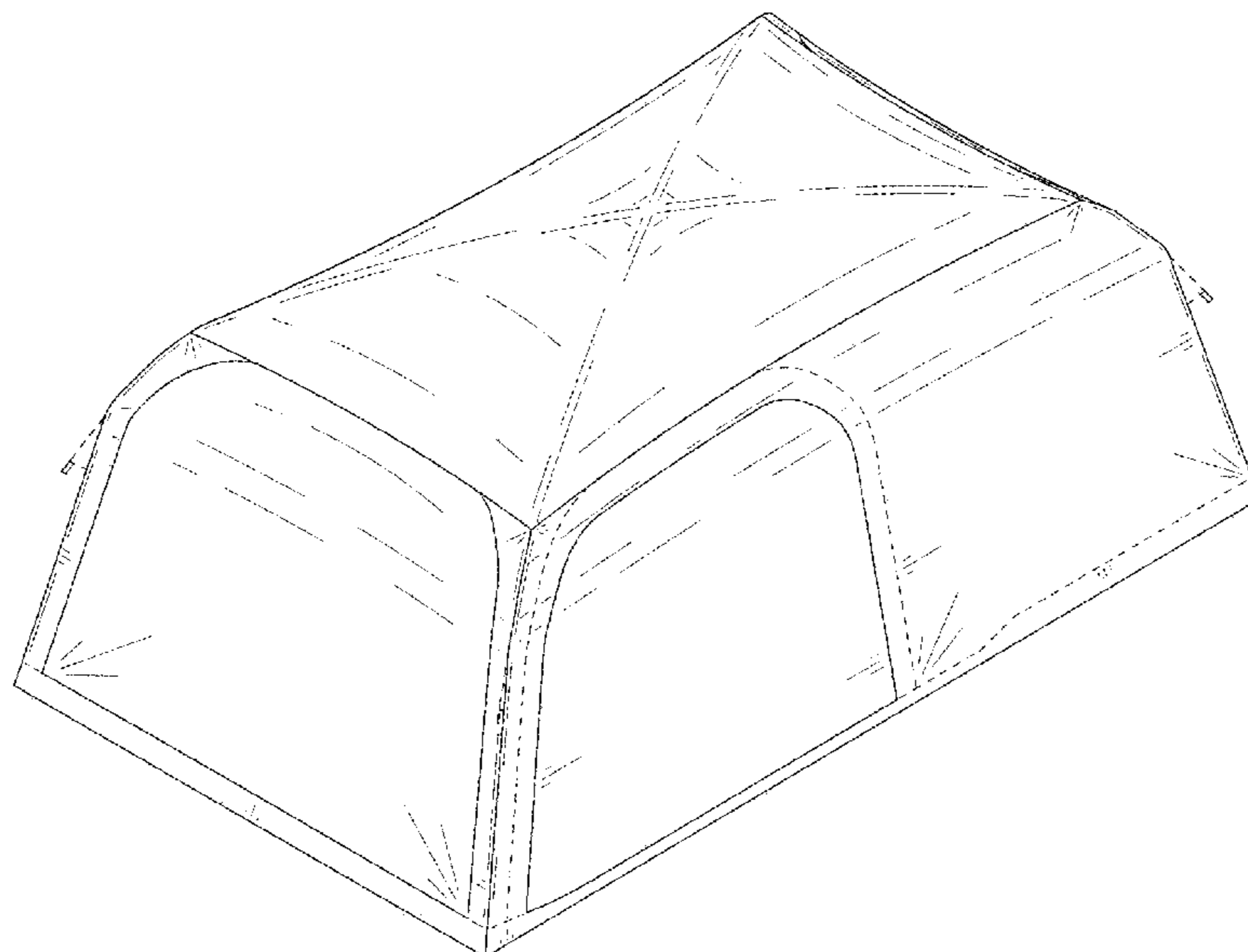
(57) **CLAIM**

The ornamental design for a tent, as shown and described.

DESCRIPTION

FIG. 1 is a front perspective view of a tent showing my new design;
FIG. 2 is a front elevation view thereof;
FIG. 3 is a rear elevation view thereof;
FIG. 4 is a left side elevation view thereof;
FIG. 5 is a right side elevation view thereof;
FIG. 6 is a top plan view thereof;
FIG. 7 is a bottom plan view thereof;
FIG. 8 is a rear perspective view thereof; and,
FIG. 9 is another left side elevation view thereof, showing the tent along with a car to provide example environment. The short dash-dash broken lines in the drawings represent portions of the tent that form no part of the claimed design. The dot-dot-dash broken lines showing of a car in FIG. 9 are included for the purpose of showing example environment and form no part of the claimed design.

1 Claim, 7 Drawing Sheets



(56)

References Cited

U.S. PATENT DOCUMENTS

D652,886	S	*	1/2012	Pedersen	D21/834
D689,158	S	*	9/2013	Lucero	D21/834
D695,376	S	*	12/2013	Jin	D21/834
D696,373	S	*	12/2013	Jin	D21/834
D718,828	S	*	12/2014	Jin	D21/834
9,140,030	B2	*	9/2015	Jin	E04H 15/46

* cited by examiner

FIG. 1

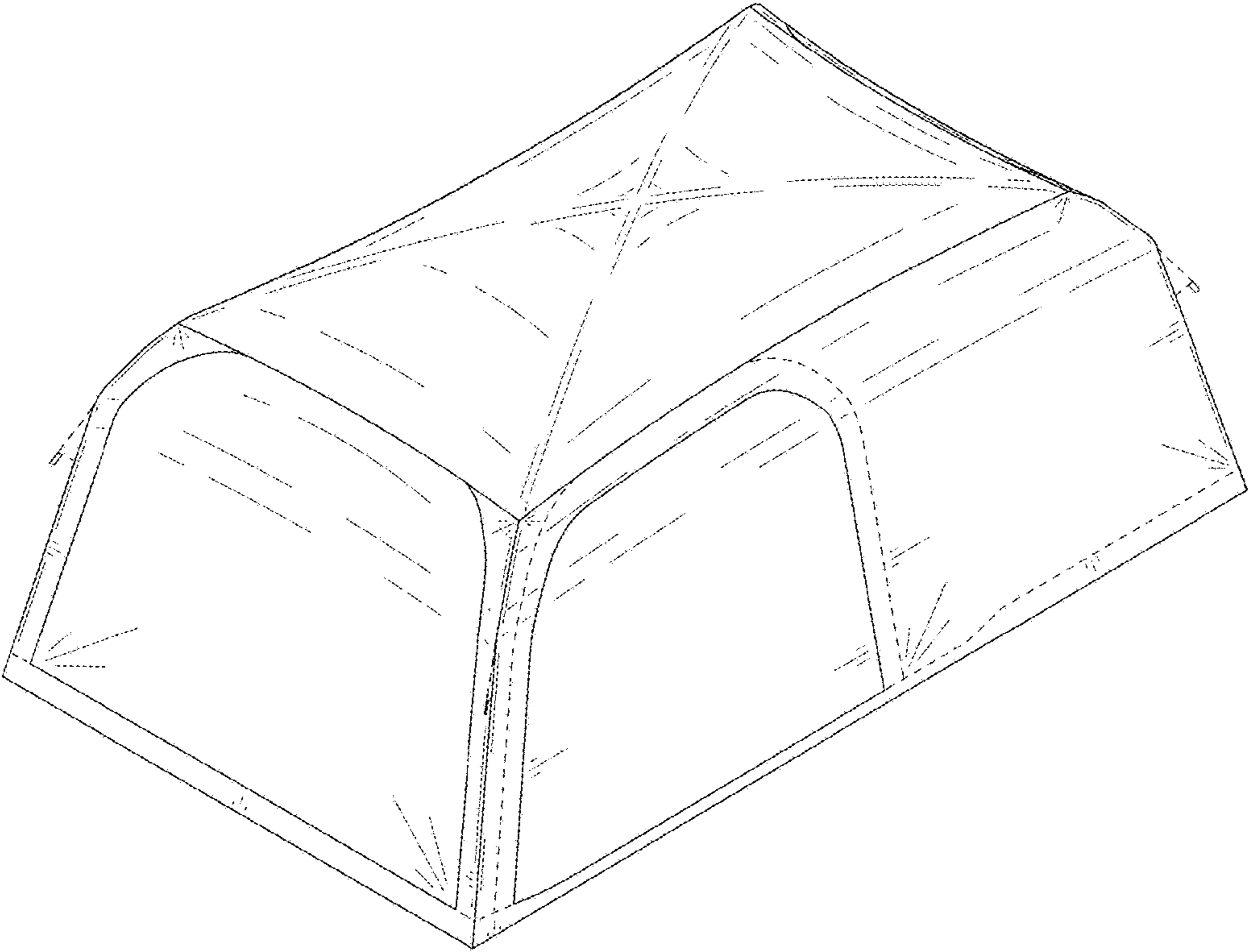


FIG. 2

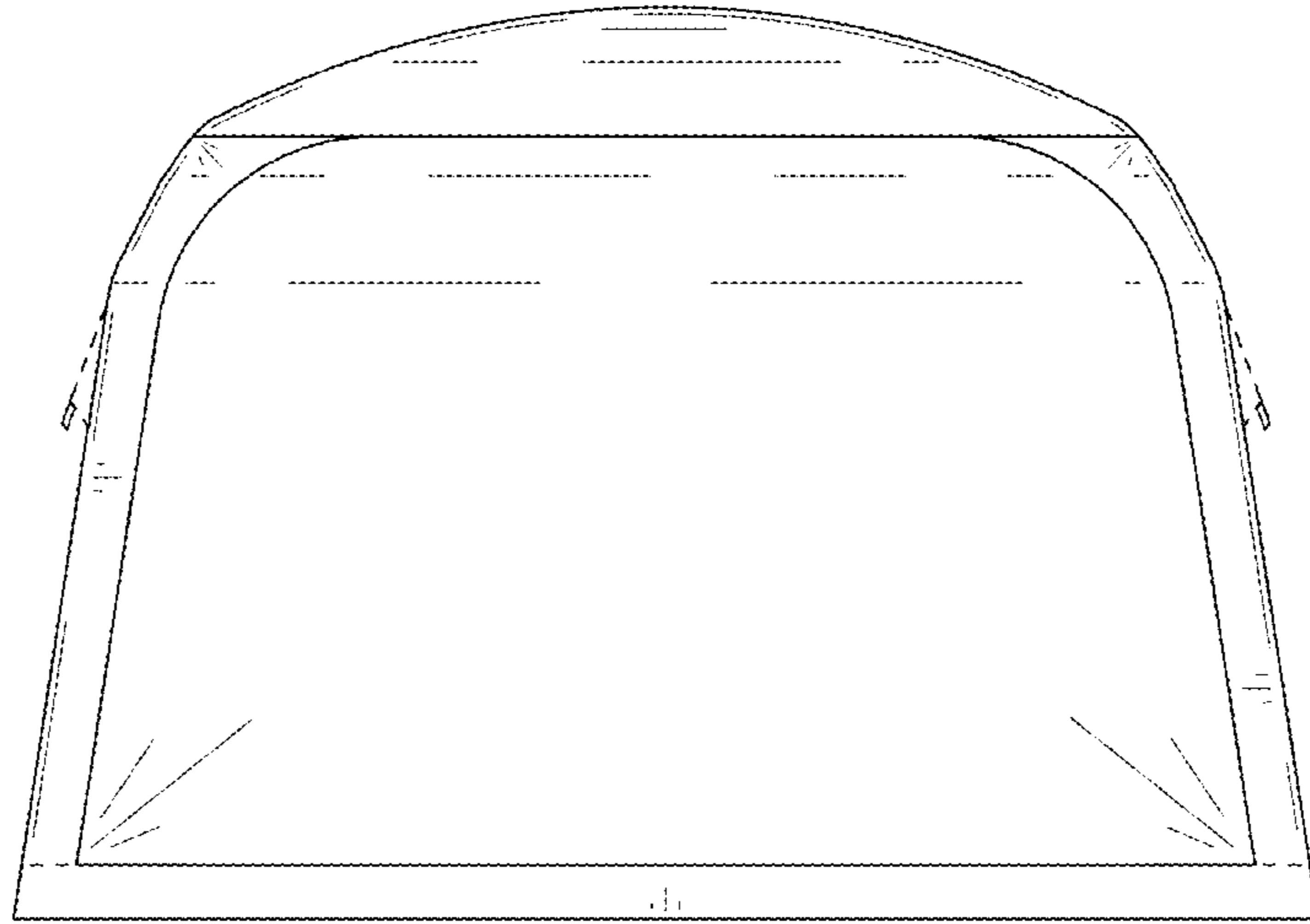


FIG. 3

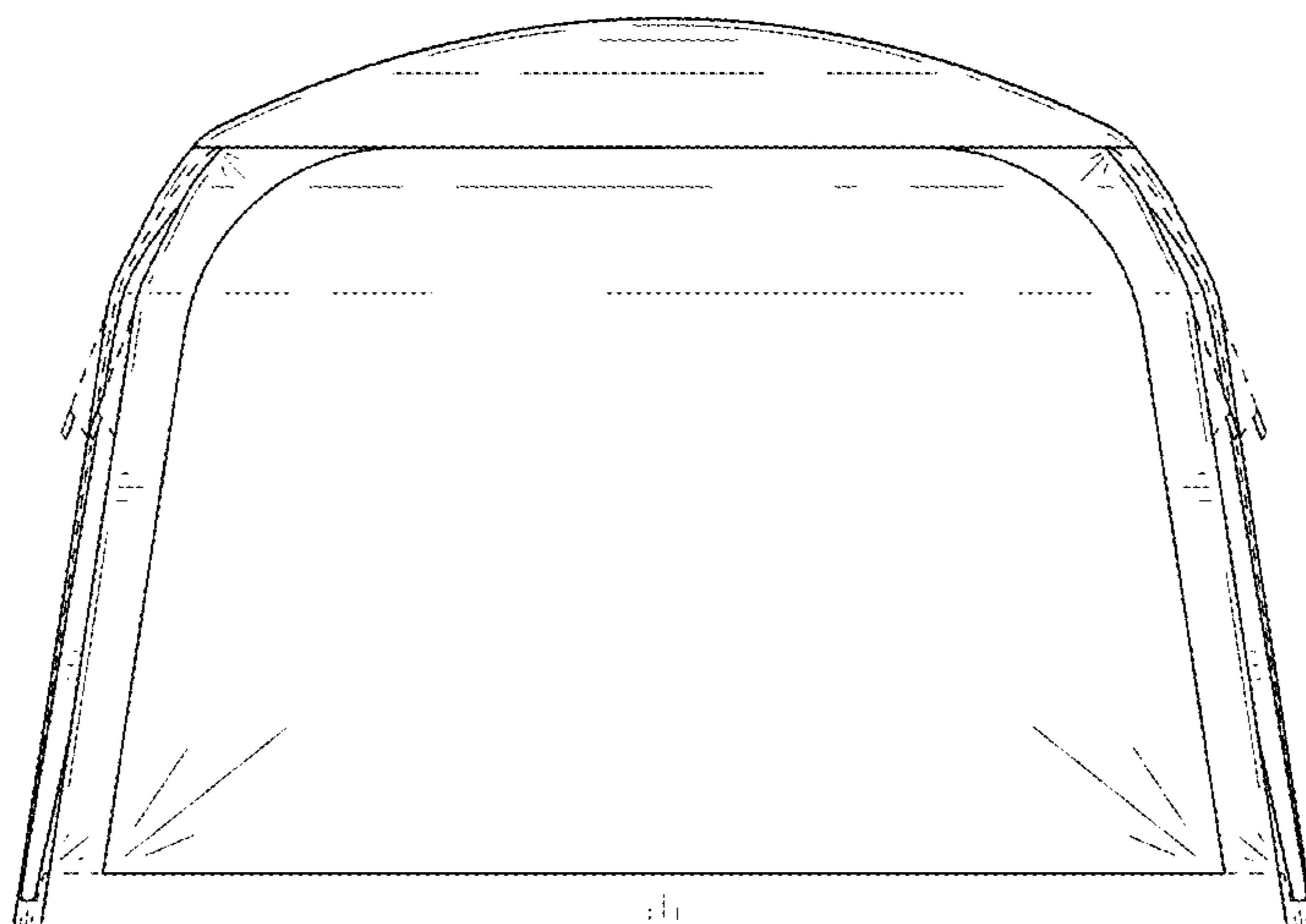


FIG. 4

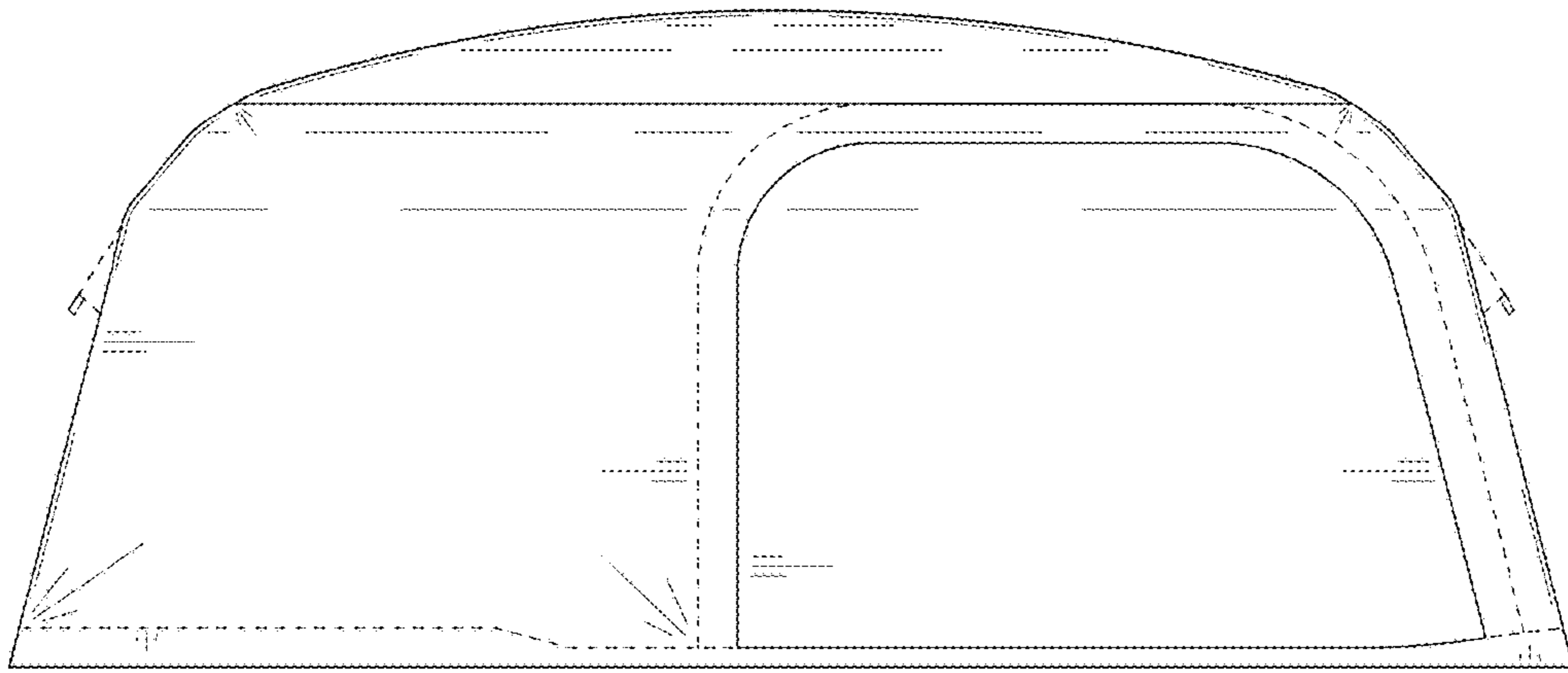


FIG. 5

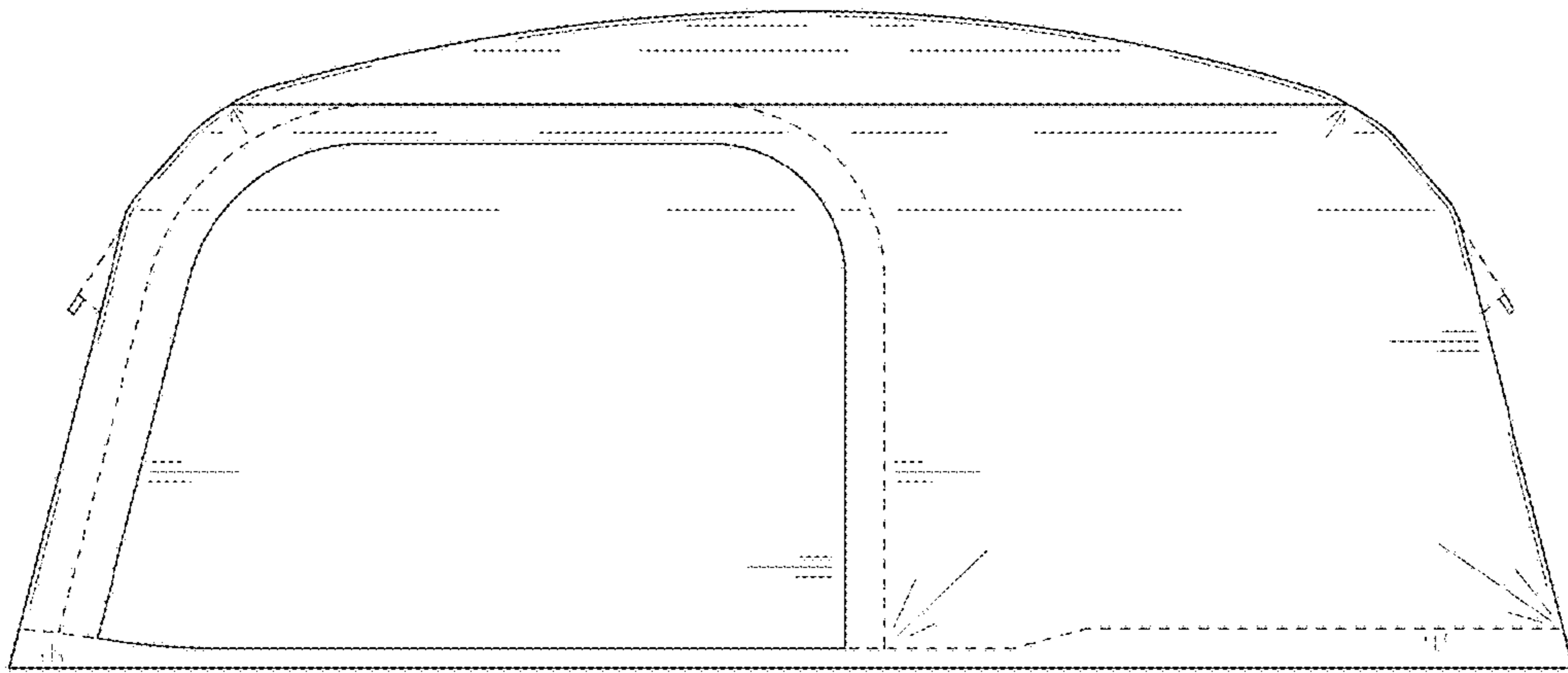


FIG. 6




FIG. 7




FIG. 8

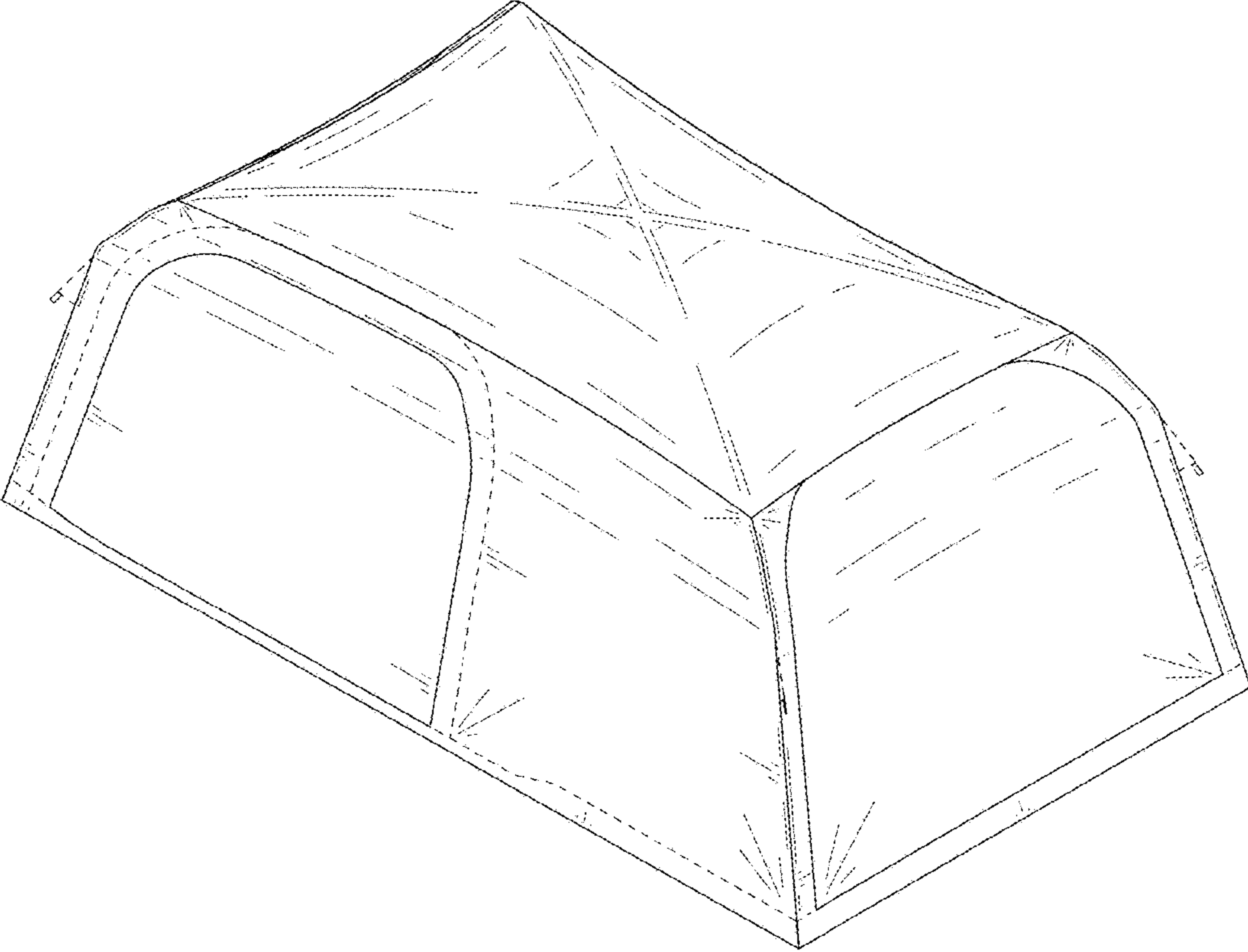


FIG. 9

