

US00D822136S

(12) **United States Design Patent**
Vincson, Jr.

(10) **Patent No.:** **US D822,136 S**
(45) **Date of Patent:** **** Jul. 3, 2018**

- (54) **BATTING PRACTICE BALL ON CABLE**
- (71) Applicant: **Rudolph Vincson, Jr.**, Moreno Valley, CA (US)
- (72) Inventor: **Rudolph Vincson, Jr.**, Moreno Valley, CA (US)
- (**) Term: **15 Years**
- (21) Appl. No.: **29/590,235**
- (22) Filed: **Jan. 9, 2017**
- (51) **LOC (11) Cl.** **21-02**
- (52) **U.S. Cl.**
USPC **D21/780**
- (58) **Field of Classification Search**
USPC 473/423, 424, 425, 426, 427, 428, 429, 473/430; D21/309, 315, 465, 466, 722, D21/723, 780, 791; D8/354, 355, 356, D8/360, 372, 373, 376, 377, 380
CPC A63B 69/0002; A63B 2069/0006; A63B 69/0075
See application file for complete search history.

(56) **References Cited**

U.S. PATENT DOCUMENTS

2,128,610	A *	8/1938	Heimers	A63B 69/0024	473/425
2,751,226	A	6/1956	Conway			
3,637,209	A	1/1972	Raut			
D309,475	S *	7/1990	Salehzadeh	D21/466	
D339,393	S	9/1993	Allen			
5,415,396	A	5/1995	Huang			
5,516,116	A	5/1996	Castro			
D394,093	S	5/1998	Burns			
D399,273	S *	10/1998	Foley	D21/719	
D430,243	S	8/2000	Alberti et al.			
6,398,671	B1	6/2002	Rios			
6,648,780	B1 *	11/2003	Boldin	A63B 69/385	473/422

6,802,788	B1 *	10/2004	Moushi	A63B 69/0084	473/426
7,115,052	B2 *	10/2006	Wardle	A63B 69/38	473/423
7,775,913	B2 *	8/2010	Woods	A63B 69/0079	473/423
7,824,282	B2 *	11/2010	Wycoff	A43B 61/006	473/423
D746,394	S *	12/2015	Fujisaki	D21/466	
9,526,951	B1 *	12/2016	Ganson	A63B 43/004	
D792,932	S *	7/2017	Taylor	D21/719	
D798,408	S *	9/2017	Grill	D21/698	
9,808,692	B2 *	11/2017	Greenwalt	A63B 69/0002	
2003/0027671	A1 *	2/2003	Kuhn	A63B 37/14	473/597

(Continued)

Primary Examiner — Cynthia Ramirez
Assistant Examiner — Michael A Maharajh
(74) *Attorney, Agent, or Firm* — Kirk A. Buhler; Buhler & Associates

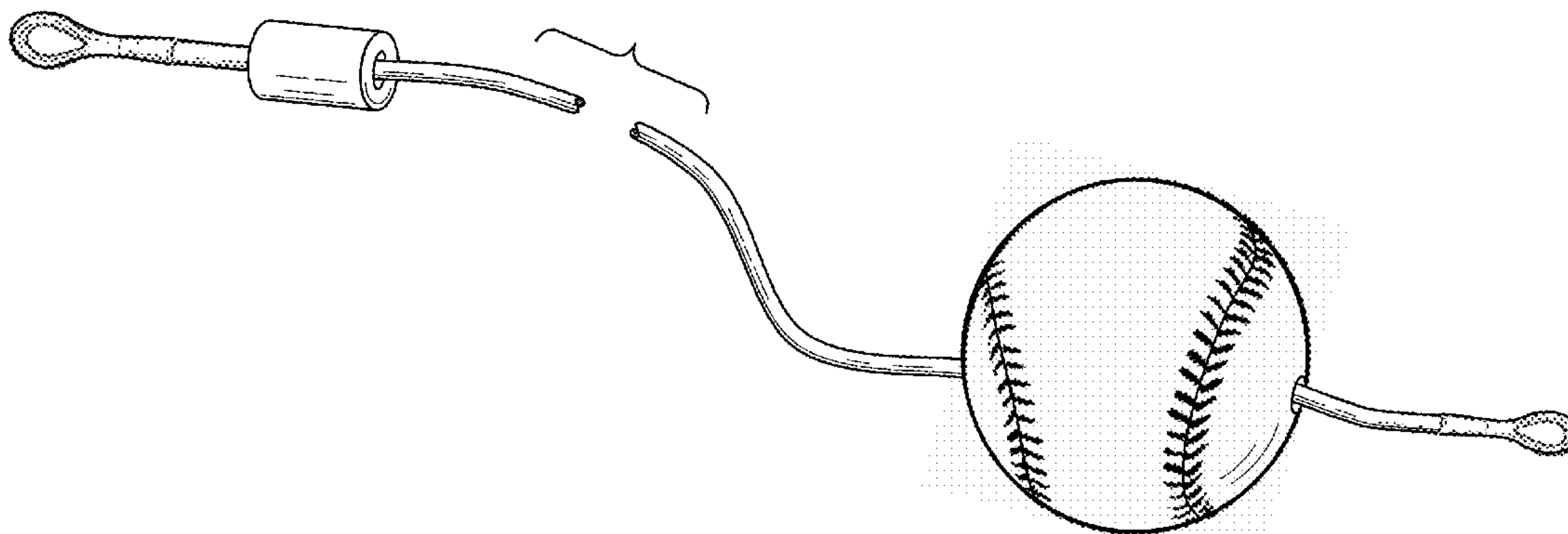
(57) **CLAIM**

The ornamental design for a batting practice ball on cable, as shown and described.

DESCRIPTION

FIG. 1 is a top perspective view for a batting practice ball on cable showing my new design;
FIG. 2 is a top view, the bottom view being a mirror image thereof;
FIG. 3 is a back view, the front view being a mirror image thereof;
FIG. 4 is a left side view thereof; and,
FIG. 5 is a right side view thereof.
The batting practice ball on cable is shown with a symbolic break in its length. The appearance of any portion of the article between the break lines forms no part of the claimed design.
The herringbone stitching is shown to represent an ornamental stitching pattern at the seams.

1 Claim, 3 Drawing Sheets



(56)

References Cited

U.S. PATENT DOCUMENTS

2012/0208657 A1* 8/2012 Simpson A63B 69/0002
473/424

* cited by examiner

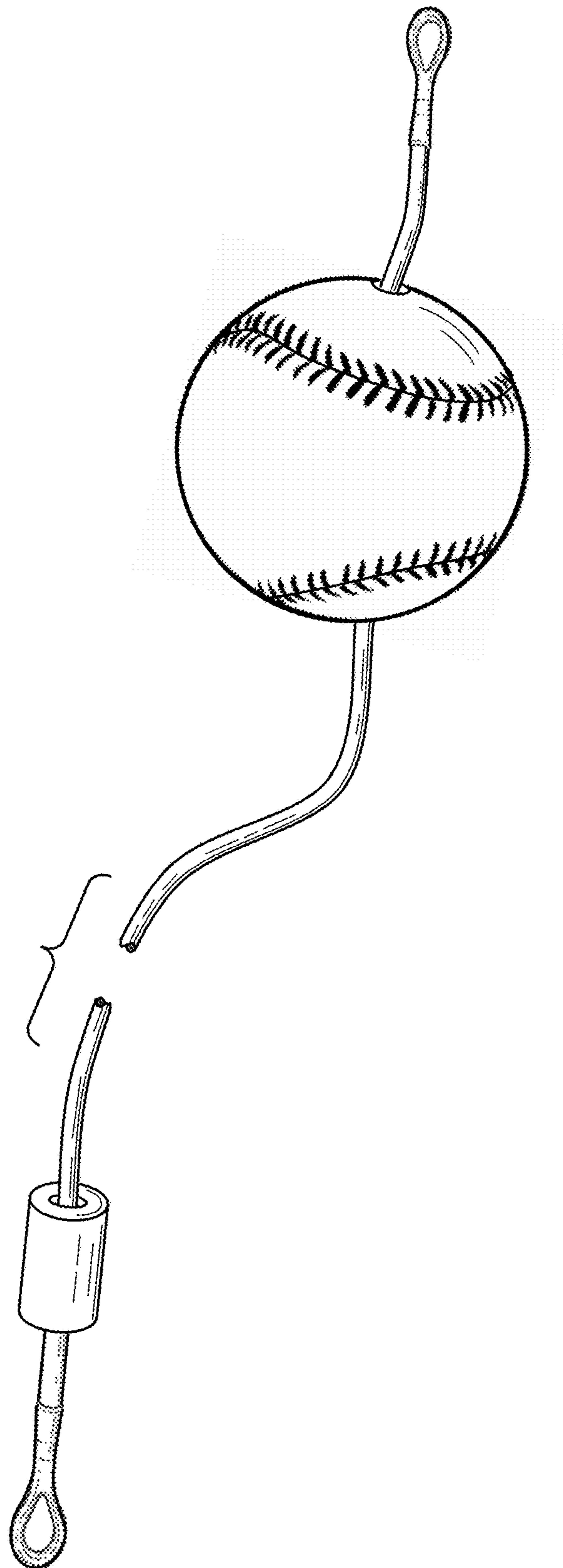


FIG 1

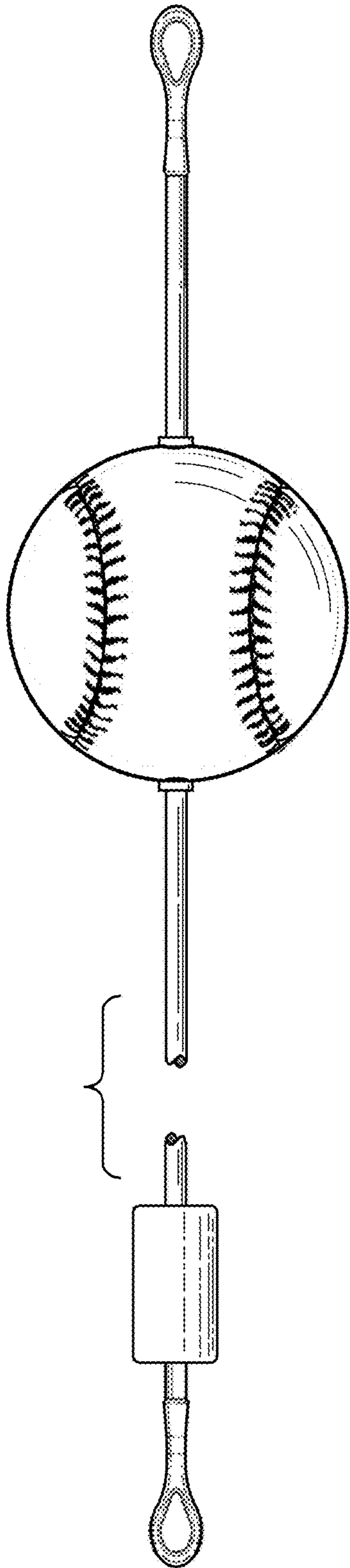


FIG. 2

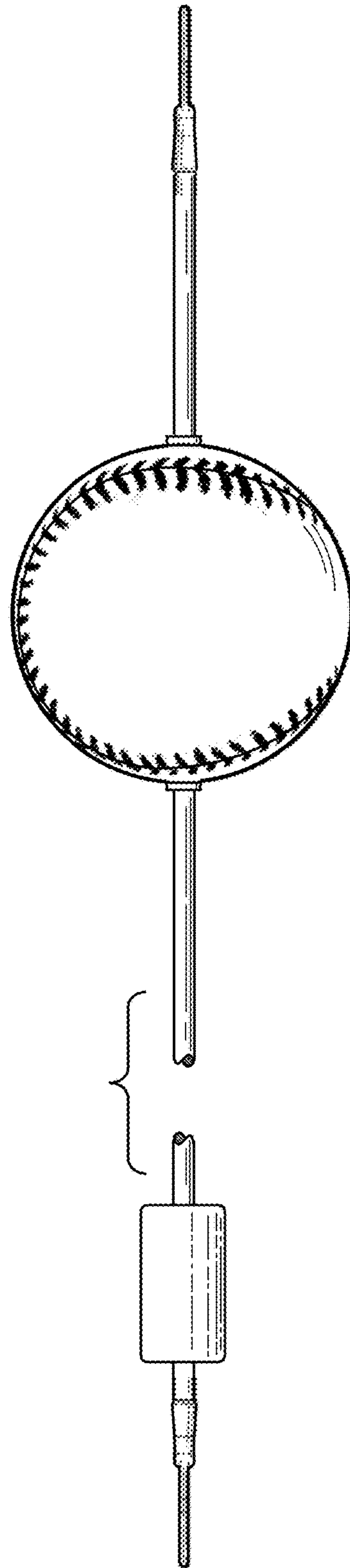


FIG. 3

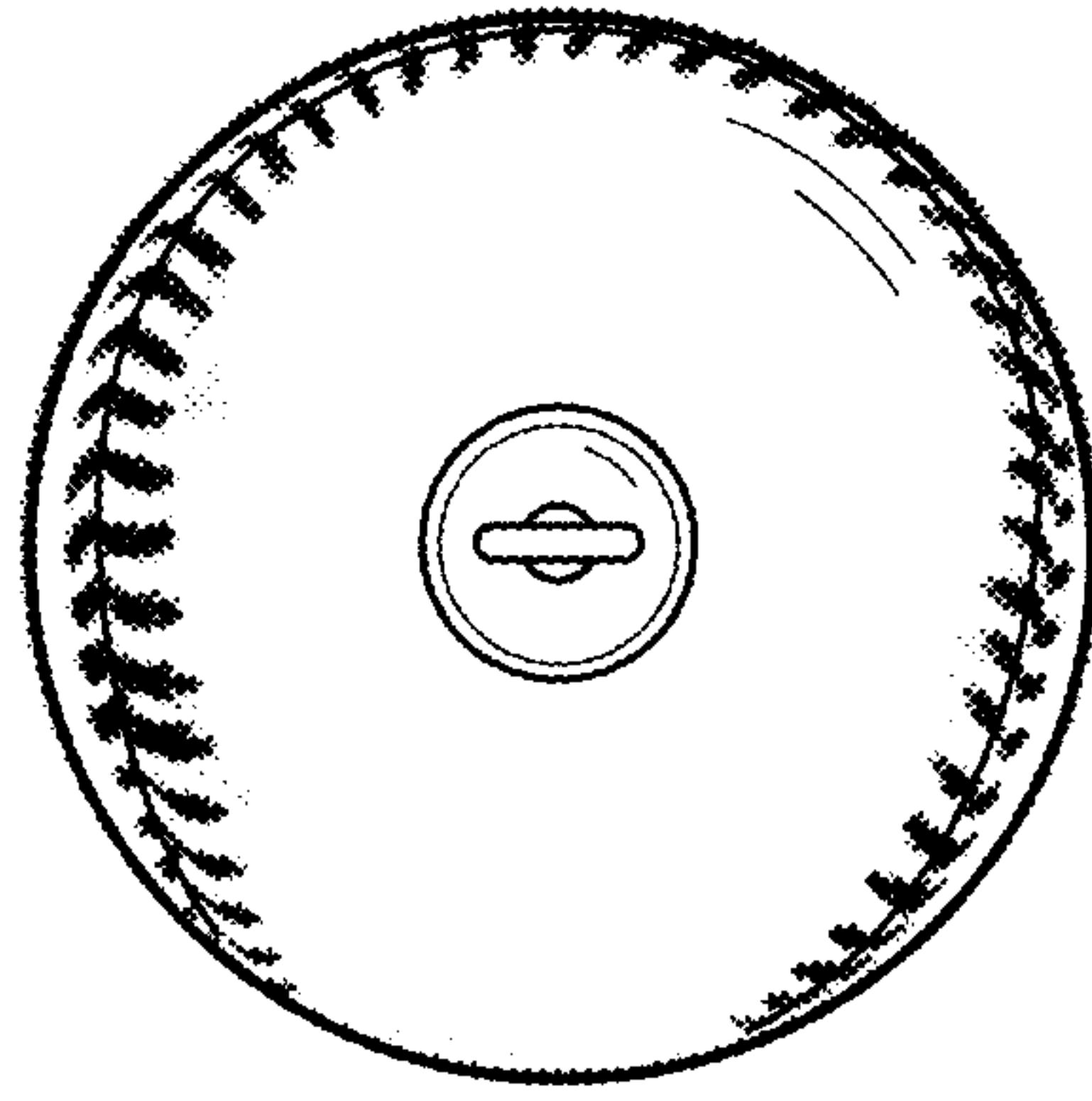


FIG 5

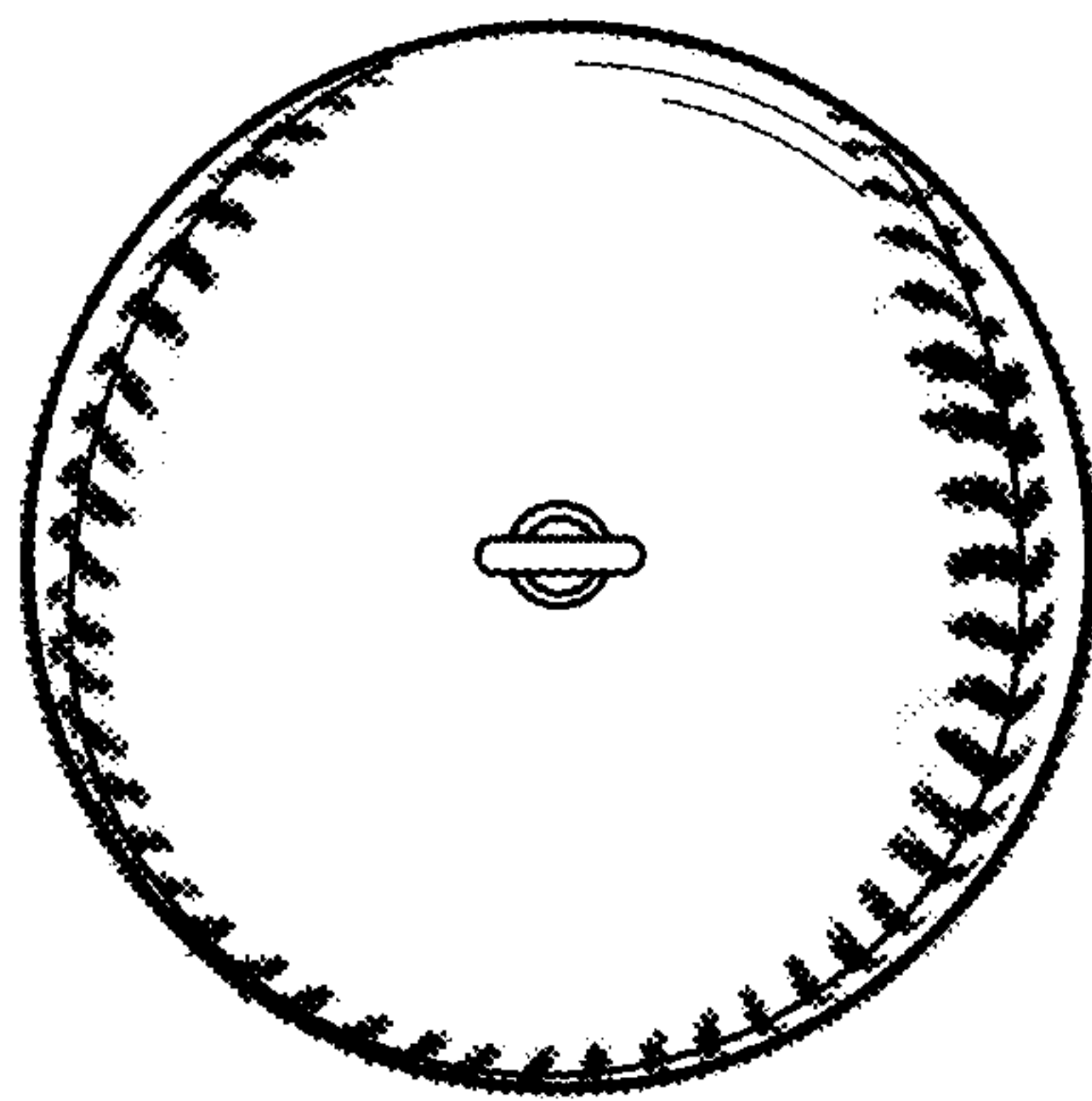


FIG 4