

US00D822135S

(12) **United States Design Patent** (10) **Patent No.:** **US D822,135 S**
Vincson, Jr. (45) **Date of Patent:** **** Jul. 3, 2018**

(54) **BATTING PRACTICE BALL** 7,824,282 B2 * 11/2010 Wycoff A63B 61/006
473/423
(71) Applicant: **Rudolph Vincson, Jr.**, Moreno Valley, CA (US) 8,523,712 B2 * 9/2013 Safran A63B 69/004
473/422
(72) Inventor: **Rudolph Vincson, Jr.**, Moreno Valley, CA (US) D746,394 S * 12/2015 Fujisaki D21/466
9,283,465 B1 * 3/2016 Moragne A63B 69/3623
9,526,951 B1 * 12/2016 Ganson A63B 43/004
D792,932 S * 7/2017 Taylor D21/719
D798,408 S * 9/2017 Grill D21/698
9,808,692 B2 * 11/2017 Greenwalt A63B 69/0002
2003/0027671 A1 * 2/2003 Kuhn A63B 37/14
473/597

(21) Appl. No.: **29/590,226**

(22) Filed: **Jan. 9, 2017**

(51) **LOC (11) Cl.** **21-02**

(52) **U.S. Cl.**
USPC **D21/780**

(58) **Field of Classification Search**
USPC 473/423, 424, 425, 426, 427, 428, 429,
473/430; D21/309, 315, 465, 466, 722,
D21/723, 780, 791; D8/354, 355, 356,
D8/360, 372, 373, 376, 377, 380
CPC A63B 69/0002; A63B 2069/0006; A63B
69/0075; A63B 69/004

See application file for complete search history.

(56) **References Cited**

U.S. PATENT DOCUMENTS

2,751,226 A 6/1956 Conway
3,637,209 A 1/1972 Raut
D309,475 S * 7/1990 Salehzadeh D21/466
D339,393 S 9/1993 Allen
5,415,396 A 5/1995 Huang
5,516,116 A 5/1996 Castro
D394,093 S 5/1998 Burns
D430,243 S 8/2000 Alberti et al.
6,398,671 B1 6/2002 Rios
6,802,788 B1 * 10/2004 Moushi A63B 69/0084
473/426
D506,233 S * 6/2005 Cruz D21/466
7,115,052 B2 * 10/2006 Wardle A63B 69/38
473/423

* cited by examiner

Primary Examiner — Cynthia Ramirez
Assistant Examiner — Michael A Maharajh
(74) *Attorney, Agent, or Firm* — Kirk A. Buhler; Buhler & Associates

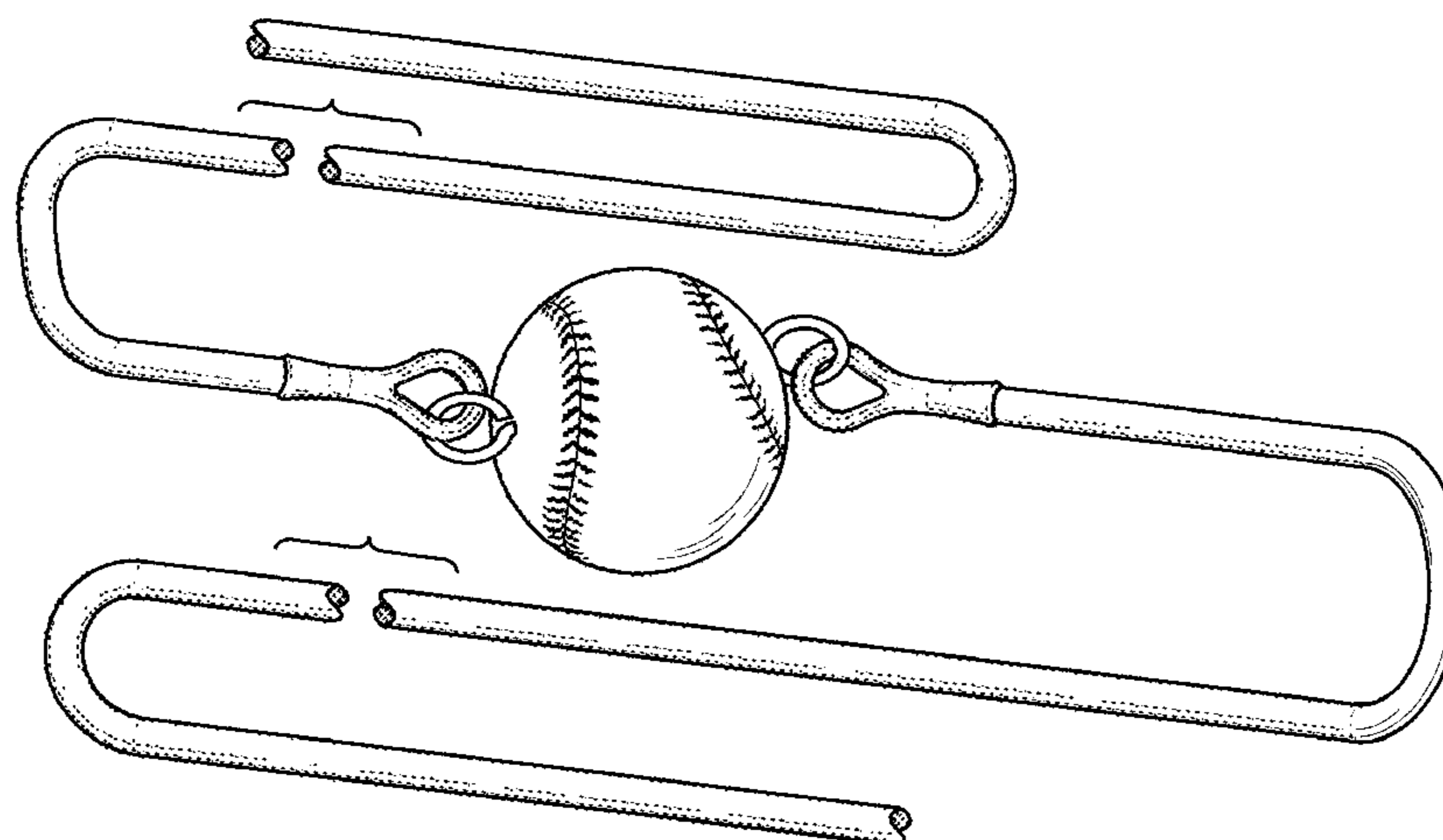
(57) **CLAIM**

The ornamental design for a batting practice ball, as shown and described.

DESCRIPTION

FIG. 1 is a top perspective view for a batting practice ball showing my new design;
FIG. 2 is a top view, the bottom view being a mirror image thereof;
FIG. 3 is a back view thereof;
FIG. 4 is a front view thereof;
FIG. 5 is a left side view thereof; and,
FIG. 6 is a right side view thereof.
The batting practice ball is shown with a symbolic break in its length. The appearance of any portion of the article between the break lines forms no part of the claimed design. The herringbone stitching is shown to represent an ornamental stitching pattern at the seams.

1 Claim, 3 Drawing Sheets



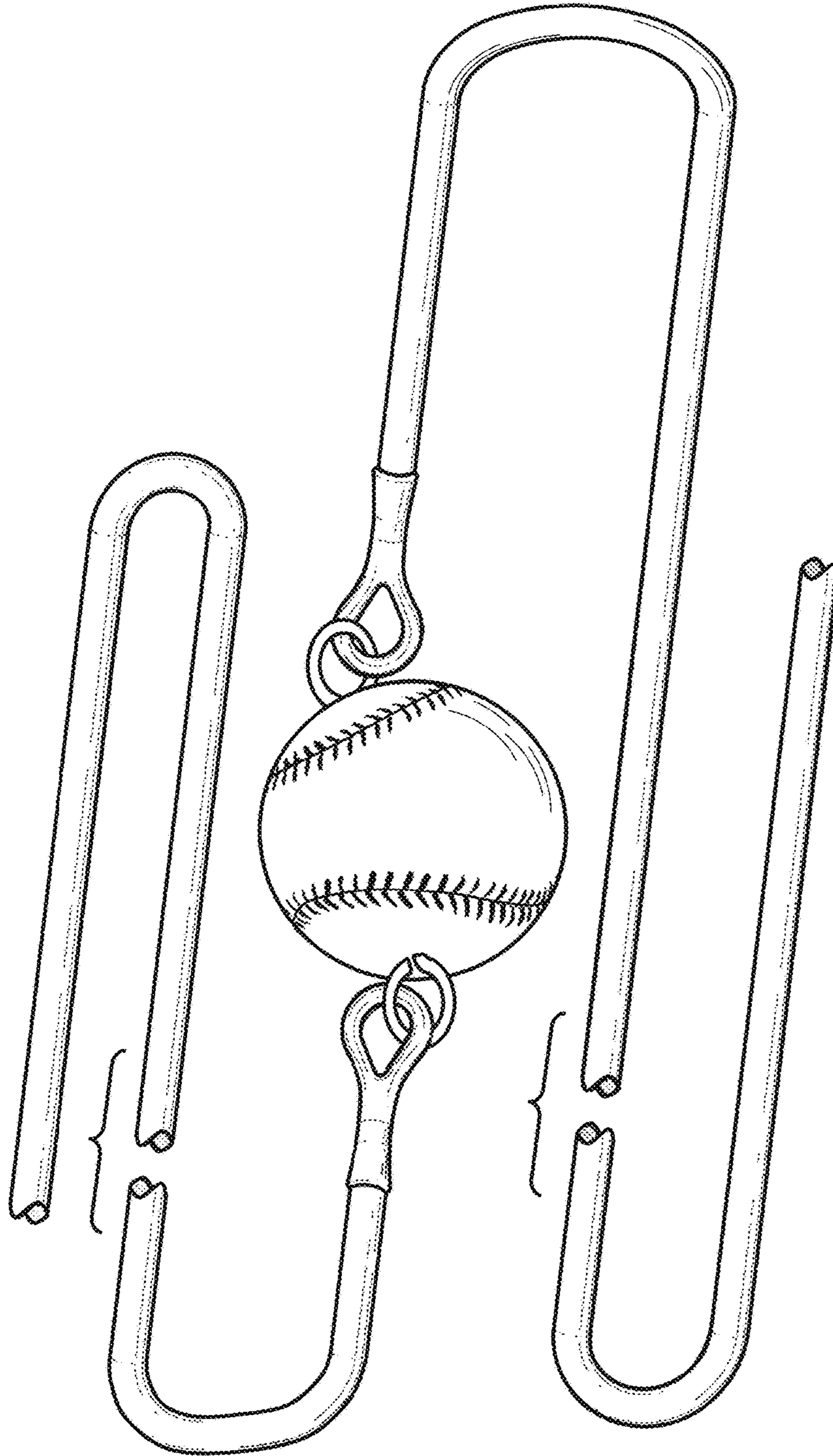


FIG 1

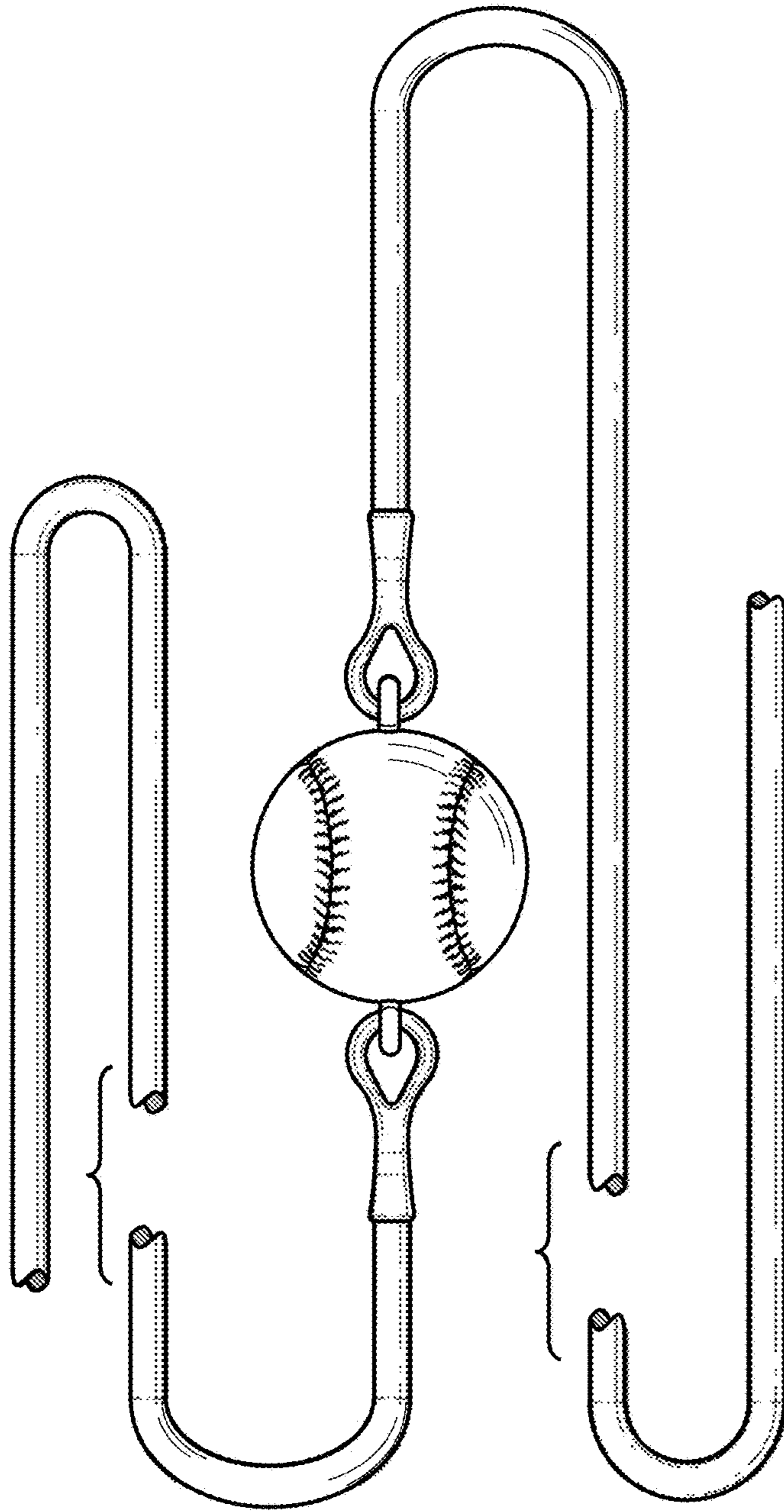


FIG. 2

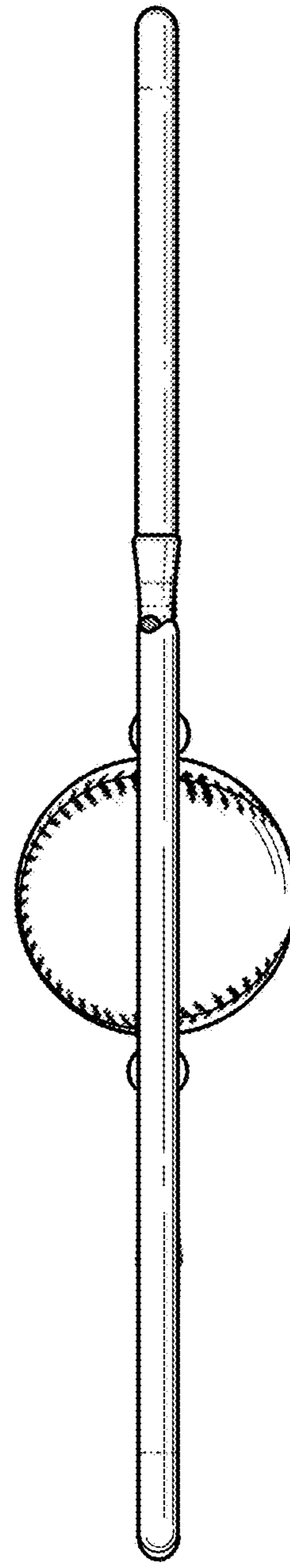


FIG. 3

