



US00D822117S

(12) **United States Design Patent**
Costa

(10) **Patent No.:** **US D822,117 S**
(45) **Date of Patent:** **** Jul. 3, 2018**

(54) **GAMING MACHINE**
(71) Applicant: **FBM Systems and Electronics, Inc.,**
Olongapo (PH)
(72) Inventor: **Amarilio do Amaral Duarte Costa,**
Olongapo (PH)
(73) Assignee: **FBM Systems and Electronics, Inc.,**
Olongapo (PH)
(**) Term: **15 Years**

D449,346 S * 10/2001 Gatto D21/325
6,481,713 B2 * 11/2002 Perrie G07F 17/34
273/142 R
D496,407 S * 9/2004 Gadda D21/325
D525,665 S * 7/2006 Karlsson D21/329
D559,917 S * 1/2008 Cole D21/369
D596,678 S * 7/2009 Myers D21/370
D608,396 S * 1/2010 Wang D21/325
D623,240 S * 9/2010 Osuka D21/369
7,789,760 B2 * 9/2010 Roireau G07F 17/3202
463/20
D637,238 S * 5/2011 O'Keene D21/370
D706,741 S * 6/2014 Myers D14/172

(21) Appl. No.: **29/604,450**
(22) Filed: **May 17, 2017**
(51) **LOC (11) Cl.** **21-01**
(52) **U.S. Cl.**
USPC **D21/325; D14/172; D14/369**
(58) **Field of Classification Search**
USPC D14/172, 173, 203.1-203.7, 496, 188,
D14/265; D21/324, 325, 369;
273/148 B; 463/1, 28-35, 46, 47; 369/1,
369/6-12, 24.01, 30.06, 30.07, 30.08,
369/30.23; 710/1; 711/100, 111
CPC A63F 9/00; A63F 9/24; A63F 1/00; A63F
3/00; G07F 17/32; G07F 17/3211; G07F
17/3216; G07F 17/322; G07F 17/3272;
G07F 17/3283
See application file for complete search history.

* cited by examiner

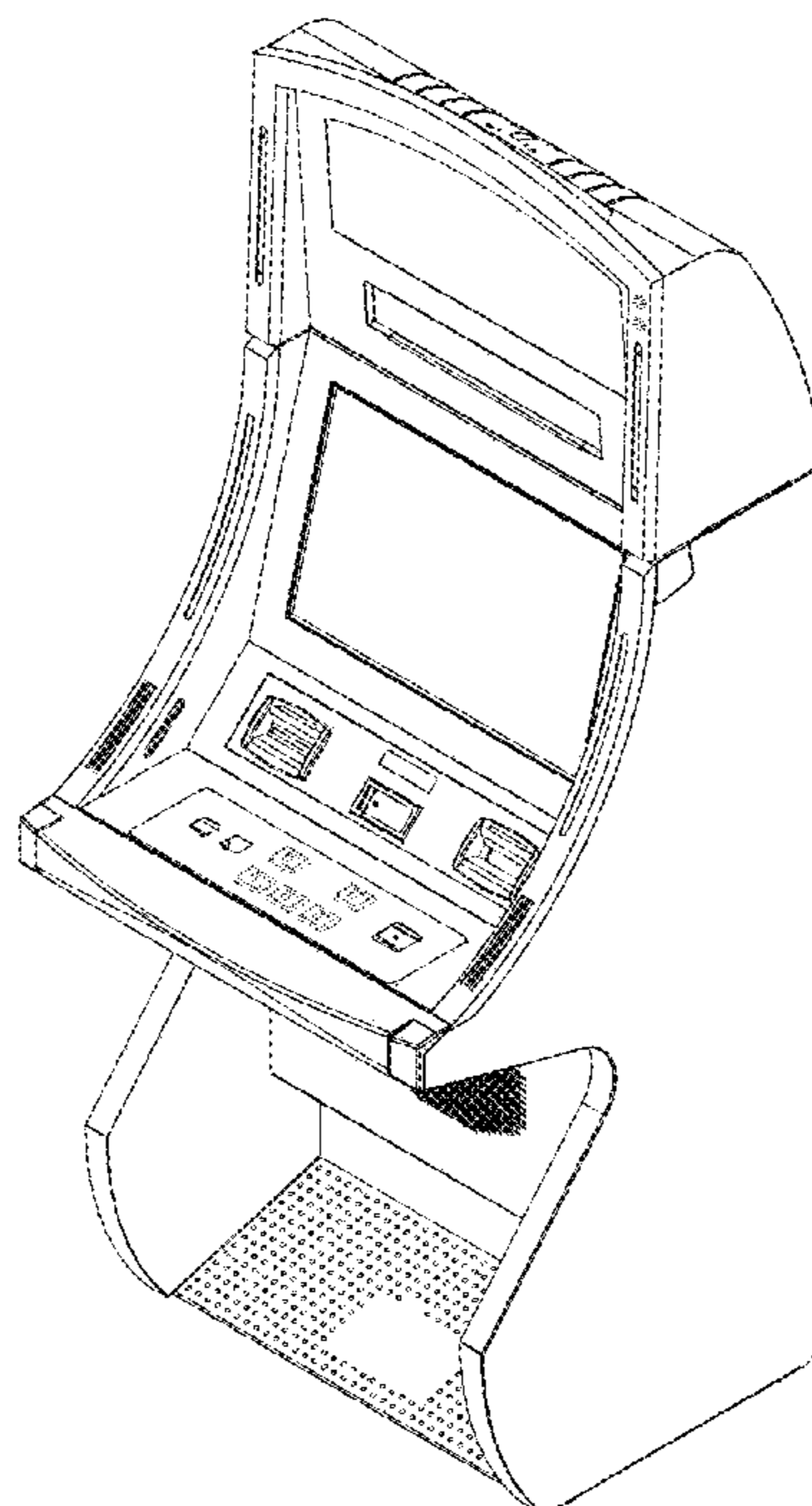
Primary Examiner — Prabhakar Deshmukh
(74) *Attorney, Agent, or Firm* — Margaret S. Millikin

(56) **References Cited**
U.S. PATENT DOCUMENTS
5,813,914 A * 9/1998 McKay G07F 17/32
273/143 R
6,201,532 B1 * 3/2001 Tode G06F 3/041
248/917

(57) **CLAIM**
The ornamental design for a gaming machine, as shown and described.

DESCRIPTION
FIG. 1 is a perspective view of the gaming machine according to the present design;
FIG. 2 is a front view thereof;
FIG. 3 is a left side view thereof;
FIG. 4 is a right side view thereof;
FIG. 5 is a back view thereof;
FIG. 6 is a top view thereof; and,
FIG. 7 is a bottom view thereof.
The broken lines illustrate unclaimed portions and form no part of the claimed design.

1 Claim, 7 Drawing Sheets



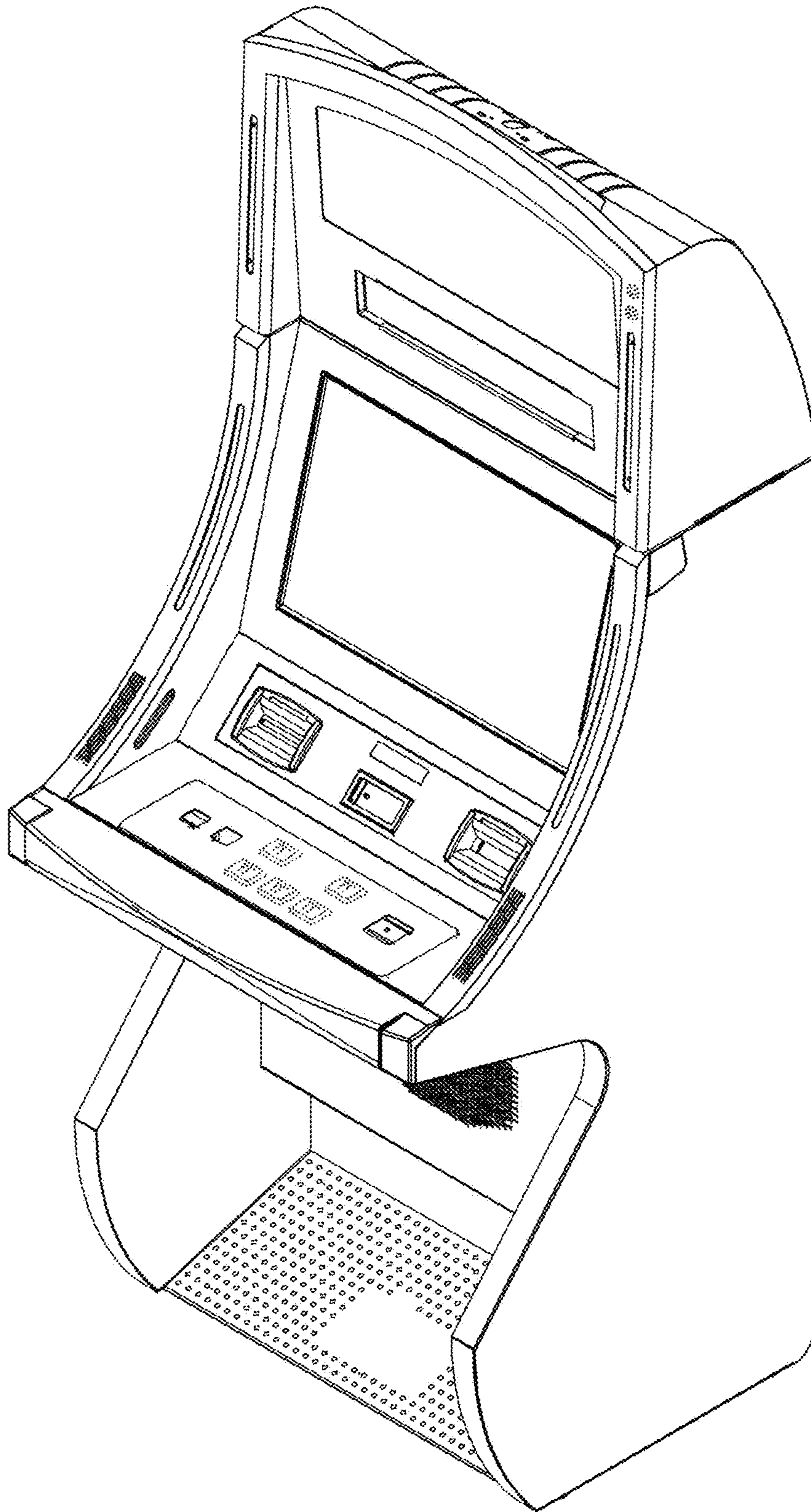


Fig. 1




Fig. 2

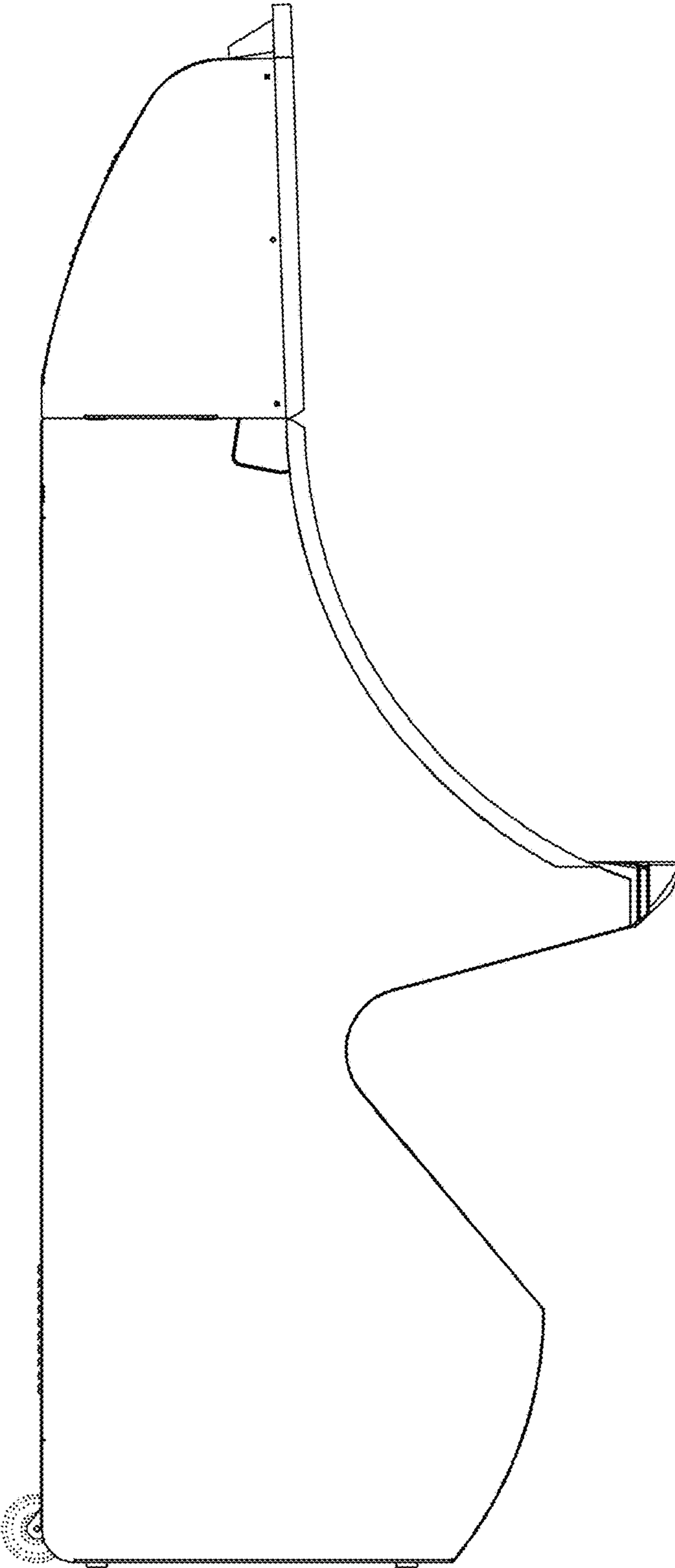


Fig. 3

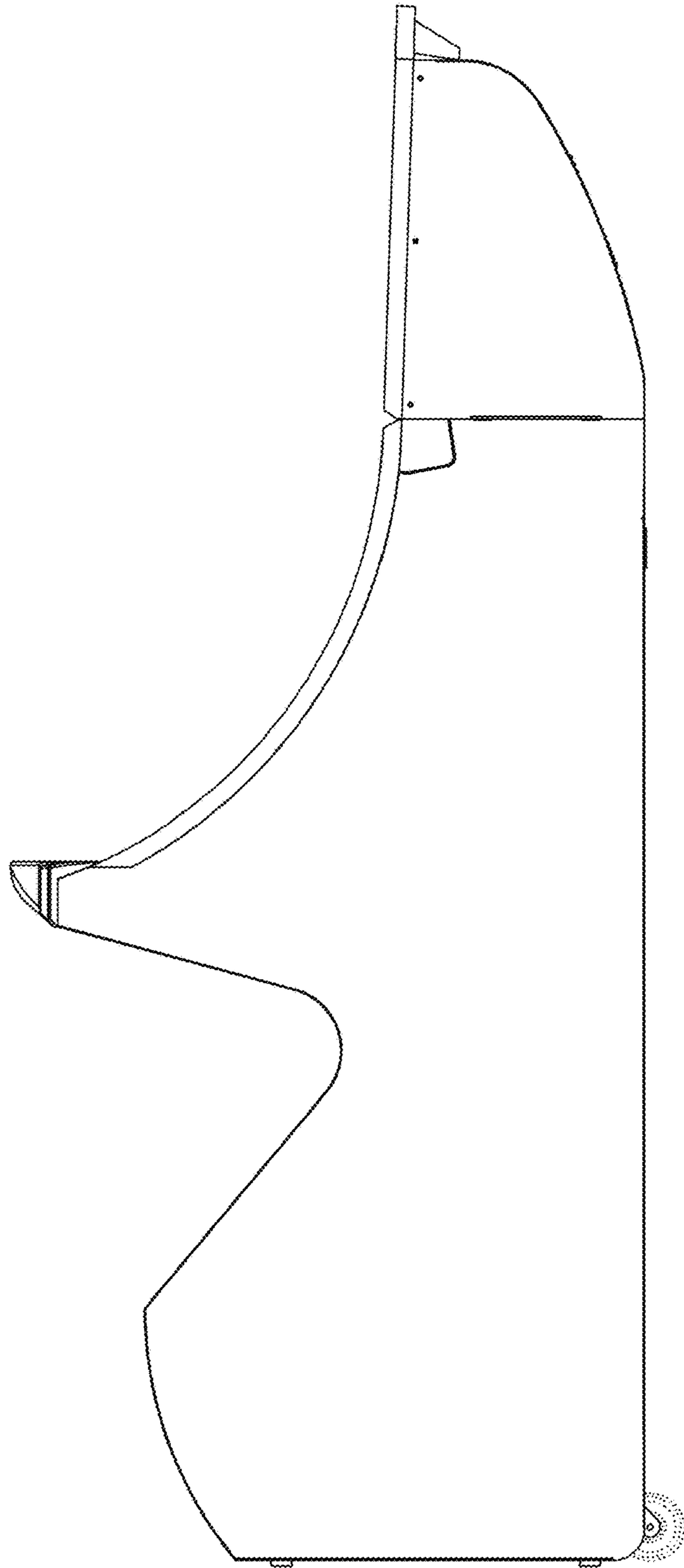


Fig. 4

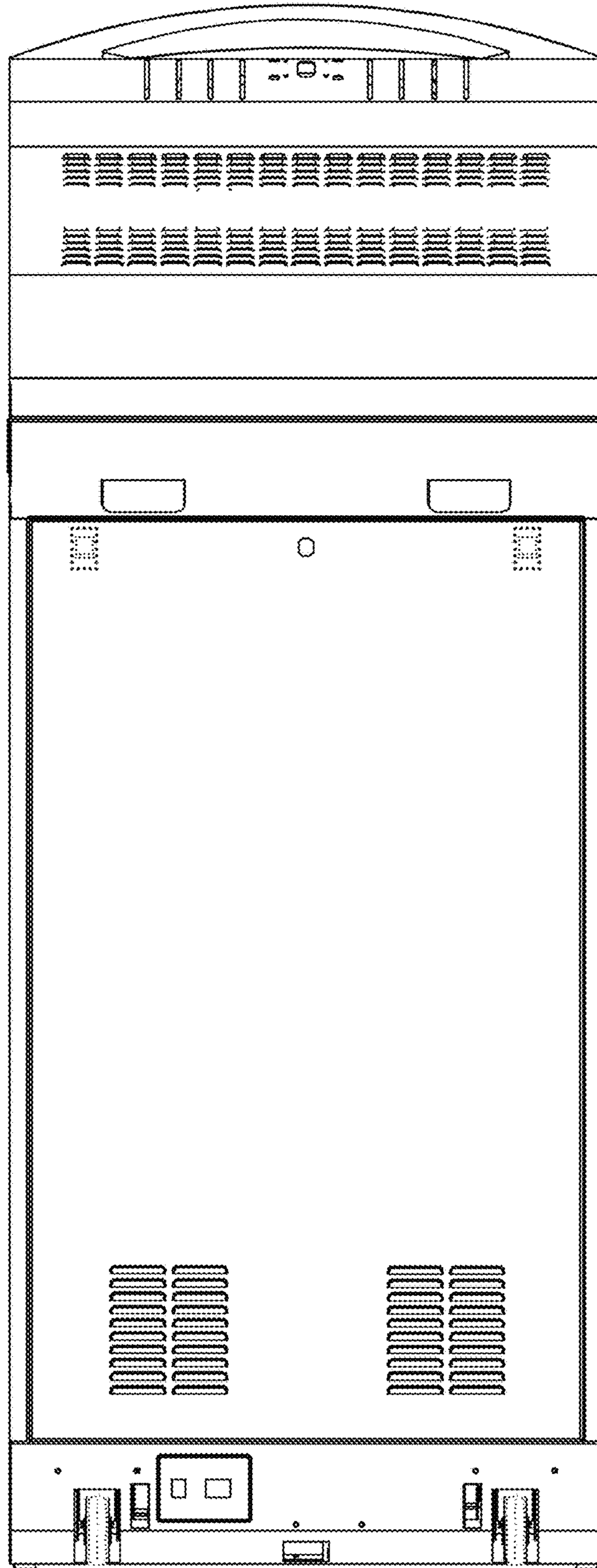


Fig. 5

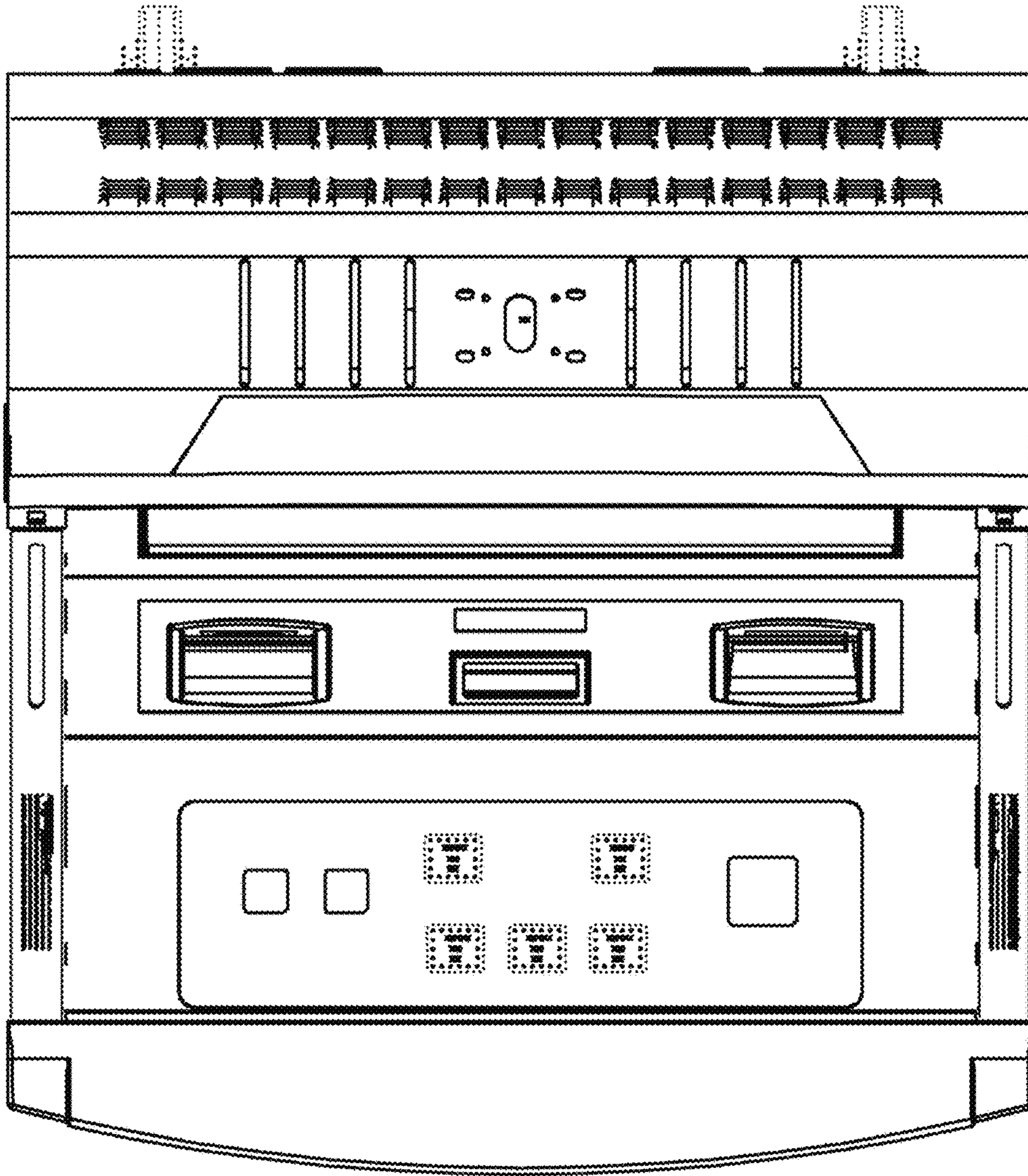


Fig. 6

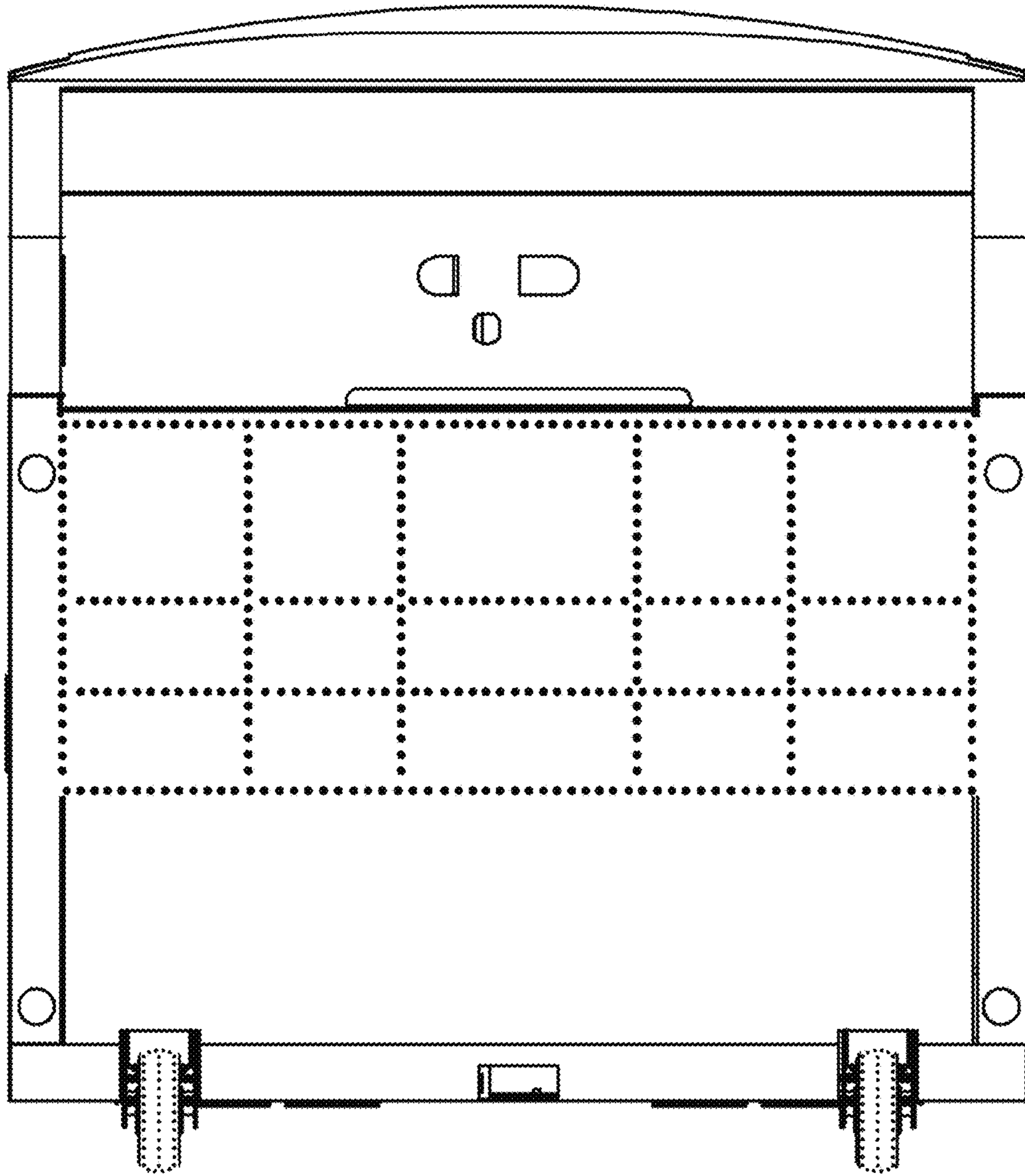


Fig. 7