



US00D822105S

(12) **United States Design Patent** (10) **Patent No.:** **US D822,105 S**  
**Chandra** (45) **Date of Patent:** **\*\* Jul. 3, 2018**

(54) **INDUSTRIAL LABEL SHEET**

(71) Applicant: **CCL Label, Inc.**, Framingham, MA (US)

(72) Inventor: **Yusup Chandra**, Brea, CA (US)

(73) Assignee: **CCL Label, Inc.**, Framingham, MA (US)

(\*\*) Term: **15 Years**

(21) Appl. No.: **29/594,159**

(22) Filed: **Feb. 16, 2017**

**Related U.S. Application Data**

(63) Continuation-in-part of application No. 29/592,845, filed on Feb. 2, 2017.

(51) **LOC (11) Cl.** ..... **19-01**

(52) **U.S. Cl.**  
USPC ..... **D19/1**

(58) **Field of Classification Search**

USPC ..... D19/1-12, 20-34; 40/124.01-124.15, 40/672, 661, 726, 776, 617, 633; 229/72, 229/92, 92.1, 300-303; 283/72, 74-75, 283/103-106; D20/10, 22, 42, 11, 27, D20/40; D14/435-437  
CPC .... B42D 15/00; B42D 15/022; B42D 15/045; B42D 15/027; B42D 15/042; B42D 25/00; B42D 25/20; B42D 25/23; B42D 25/26; B42D 25/29; B42D 25/30; B42D 25/285;

(Continued)

(56) **References Cited**

**U.S. PATENT DOCUMENTS**

D418,867 S \* 1/2000 Platte, III ..... D19/2  
D419,596 S \* 1/2000 Haas ..... D19/1  
D421,046 S \* 2/2000 Popat ..... D19/1

(Continued)

*Primary Examiner* — Abraham Bahta

(74) *Attorney, Agent, or Firm* — McDonald Hopkins LLC


(57) **CLAIM**

The ornamental design for an industrial label sheet, as shown and described.

**DESCRIPTION**

FIG. 1 is a perspective view of the first embodiment of the industrial label sheet showing my new design;  
FIG. 2 is a front elevation view thereof;  
FIG. 3 is a rear elevation view thereof;  
FIG. 4 is a first side view thereof;  
FIG. 5 is a second side view thereof;  
FIG. 6 is a top side view thereof;  
FIG. 7 is a bottom side view thereof;  
FIG. 8 is a perspective view of the second embodiment of the industrial label sheet;  
FIG. 9 is a front elevation view thereof;  
FIG. 10 is a rear elevation view thereof;  
FIG. 11 is a first side view thereof;  
FIG. 12 is a second side view thereof;  
FIG. 13 is a top side view thereof;  
FIG. 14 is a bottom side view thereof;  
FIG. 15 is a perspective view of the third embodiment of the industrial label sheet;  
FIG. 16 is a front elevation view thereof;  
FIG. 17 is a rear elevation view thereof;  
FIG. 18 is a first side view thereof;  
FIG. 19 is a second side view thereof;  
FIG. 20 is a top side view thereof;  
FIG. 21 is a bottom side view thereof;  
FIG. 22 is a perspective view of the fourth embodiment of the industrial label sheet;  
FIG. 23 is a front elevation view thereof;  
FIG. 24 is a rear elevation view thereof;  
FIG. 25 is a first side view thereof;  
FIG. 26 is a second side view thereof;  
FIG. 27 is a top side view thereof; and  
FIG. 28 is a bottom side view thereof.

**1 Claim, 16 Drawing Sheets**



(58) **Field of Classification Search**

CPC ..... B42D 2033/00; B42D 2033/02; B42D  
2033/04; B42D 2033/08; B42D 2033/10  
See application file for complete search history.

(56) **References Cited**

U.S. PATENT DOCUMENTS

D423,044 S *	4/2000	Burke .....	D19/1
D448,404 S *	9/2001	Hamilton .....	D19/1
D677,724 S *	3/2013	Haas .....	D19/2

\* cited by examiner

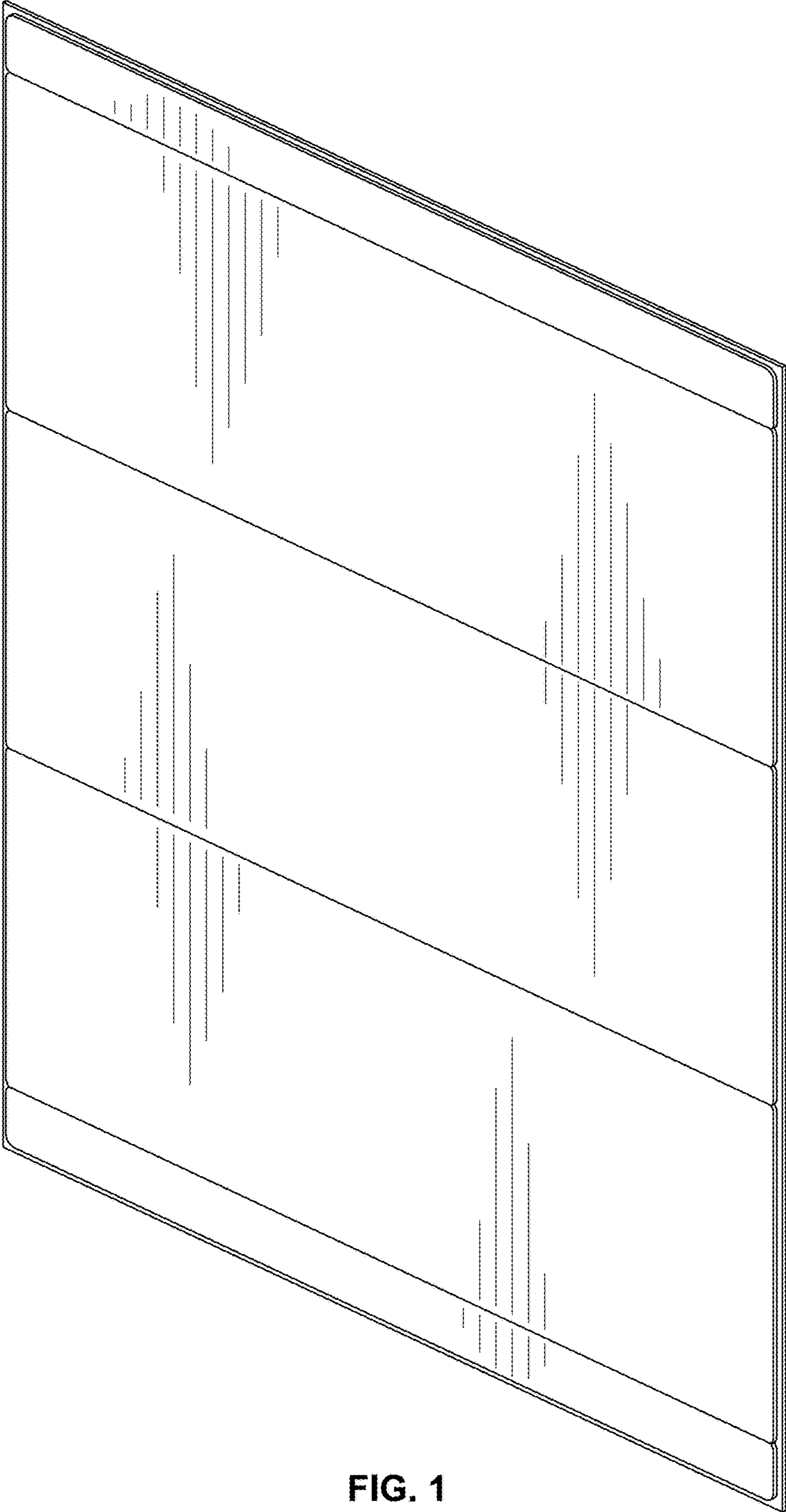


FIG. 1

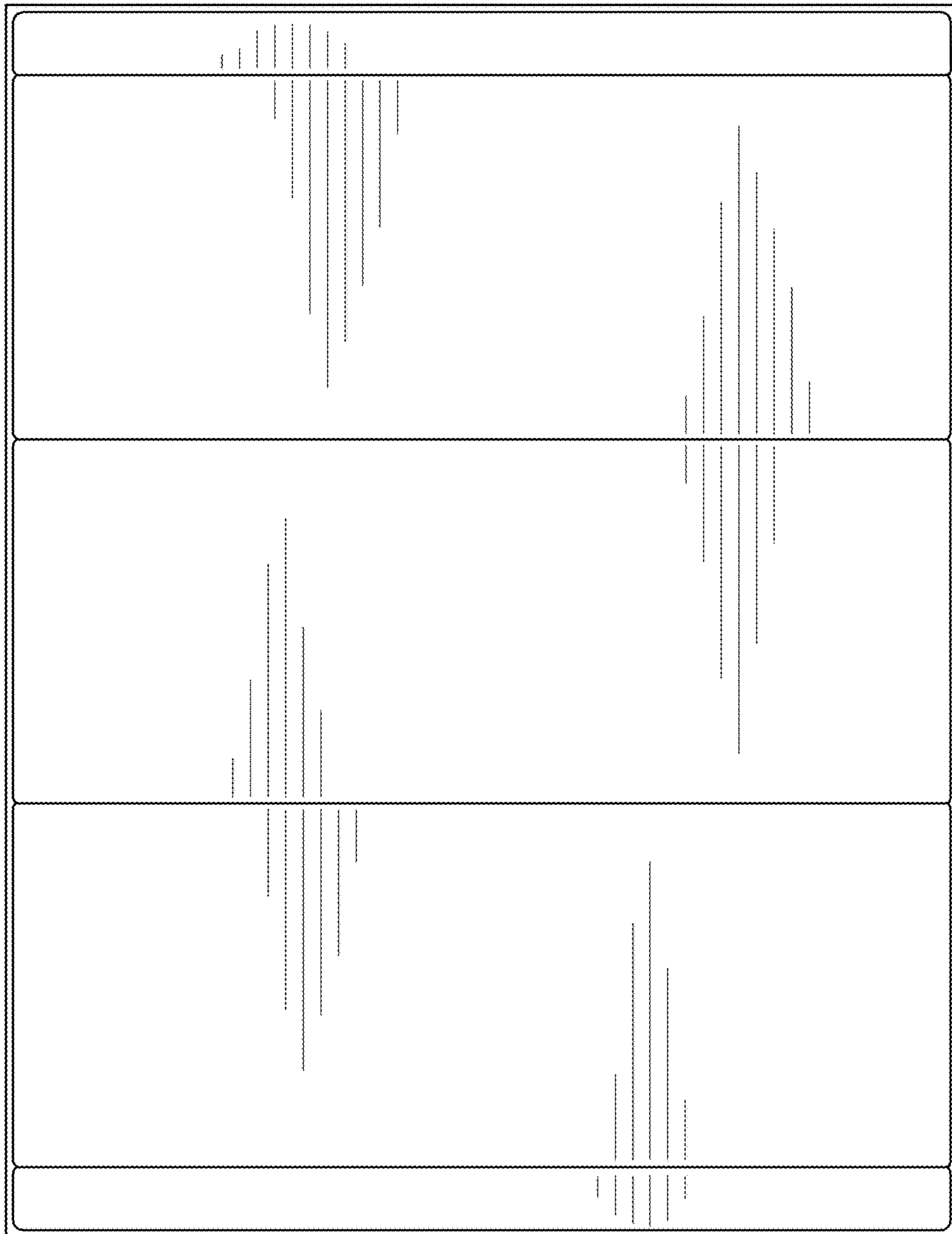


FIG. 2




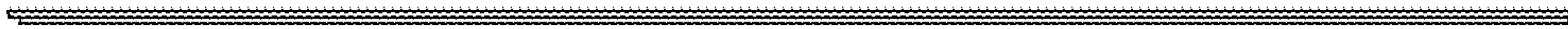
FIG. 3




**FIG. 4**



**FIG. 5**



**FIG. 6**



**FIG. 7**

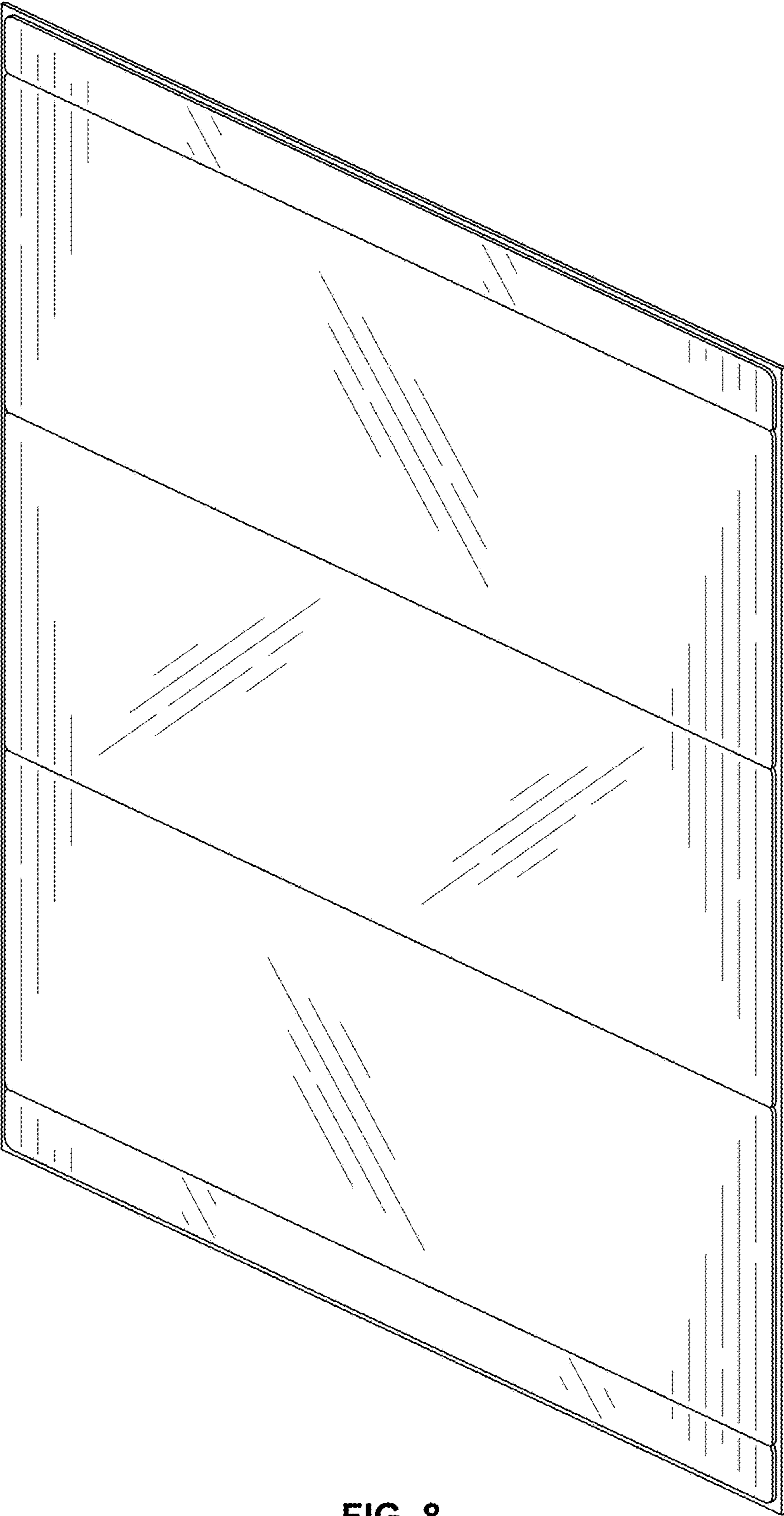


FIG. 8

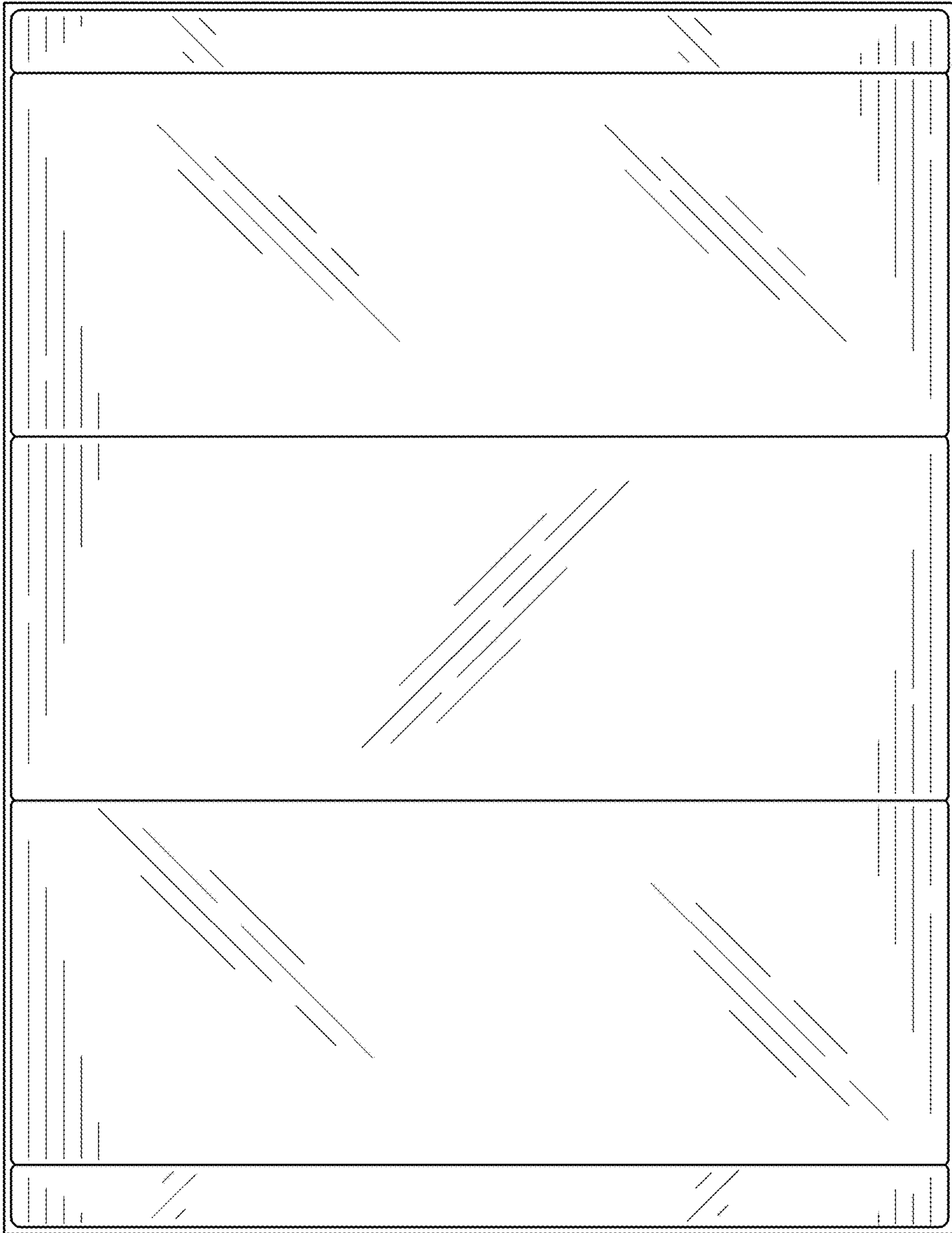


FIG. 9






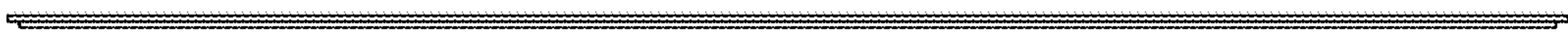
FIG. 10




**FIG. 11**



**FIG. 12**



**FIG. 13**



**FIG. 14**

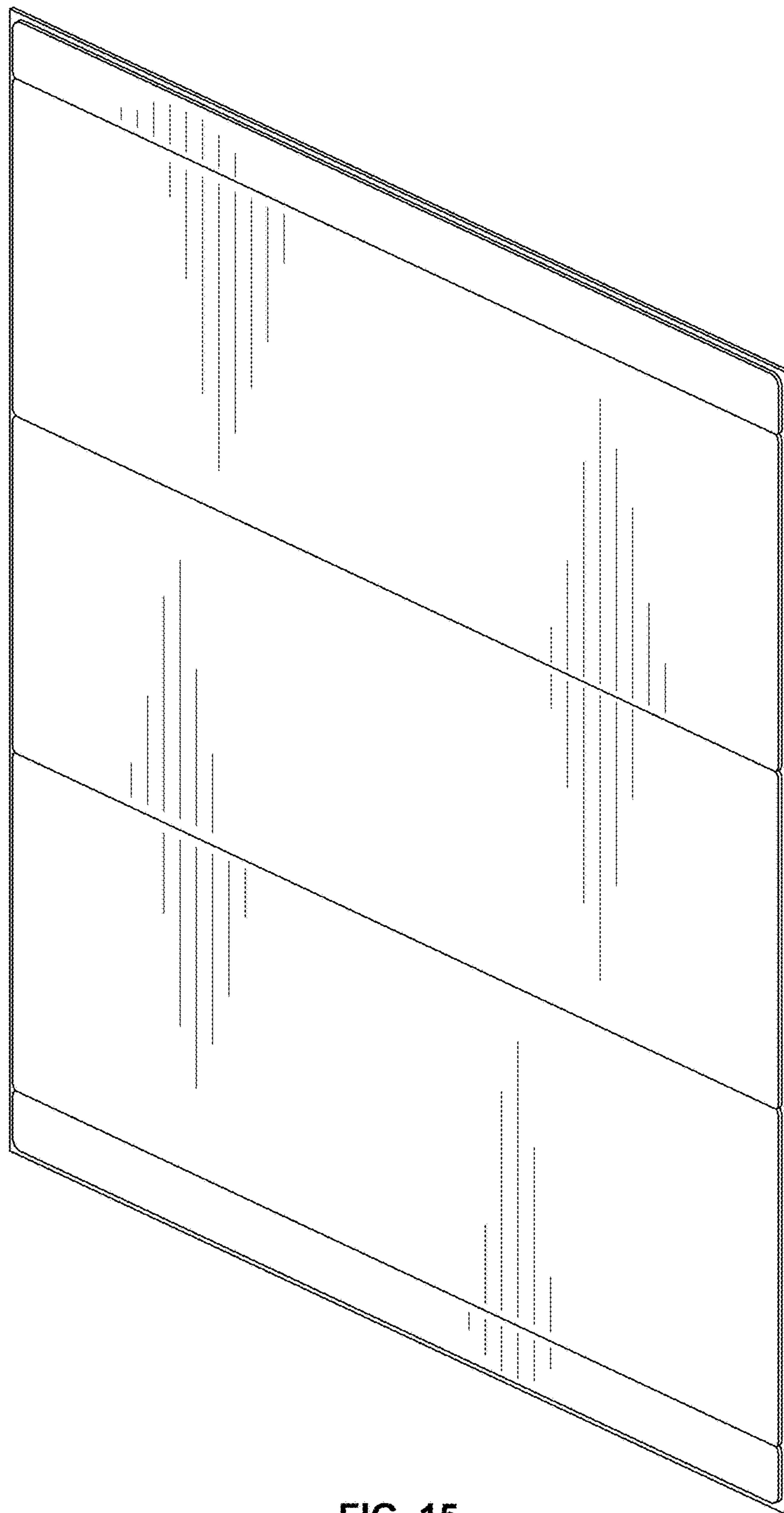


FIG. 15

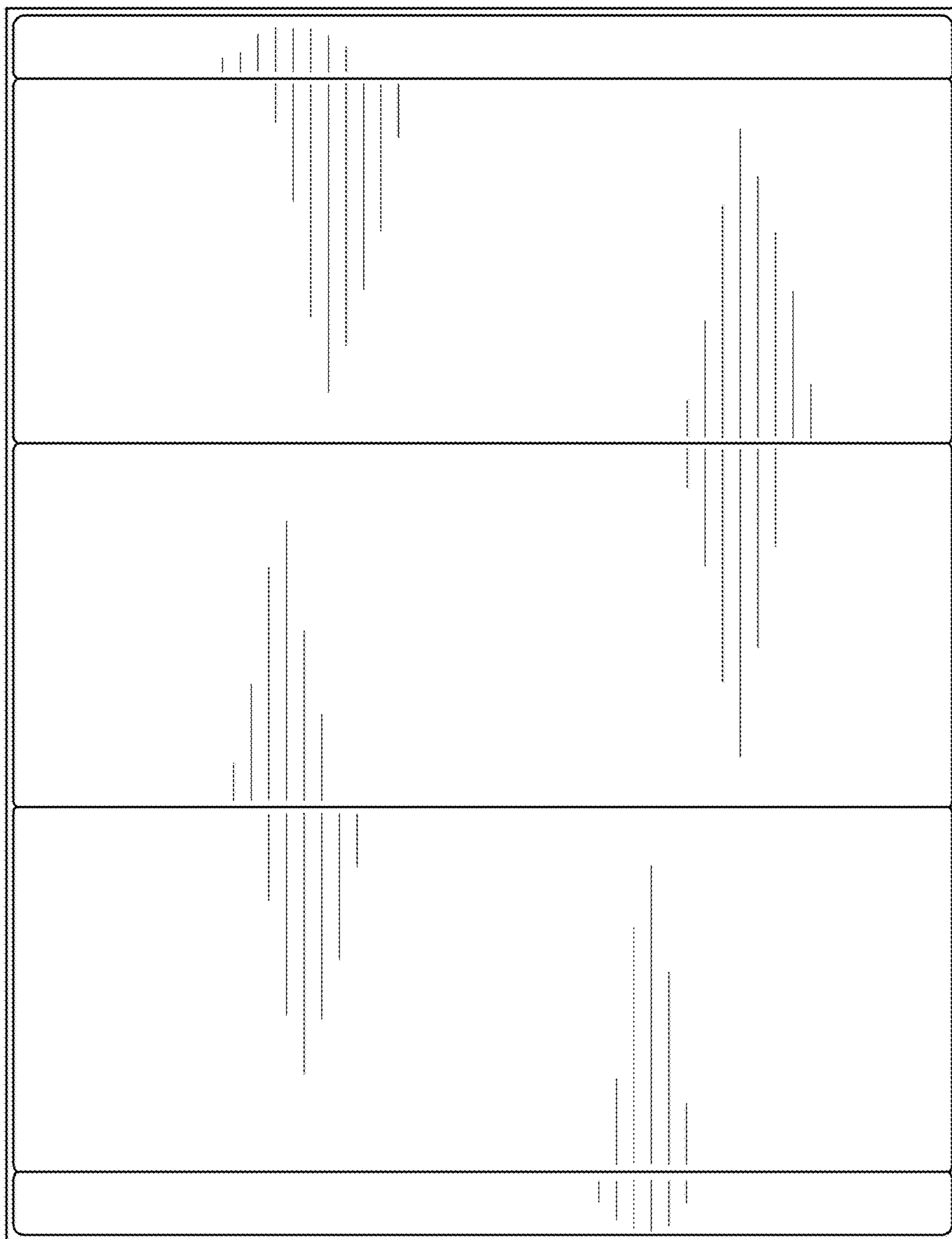


FIG. 16




FIG. 17




**FIG. 18**



**FIG. 19**



**FIG. 20**



**FIG. 21**

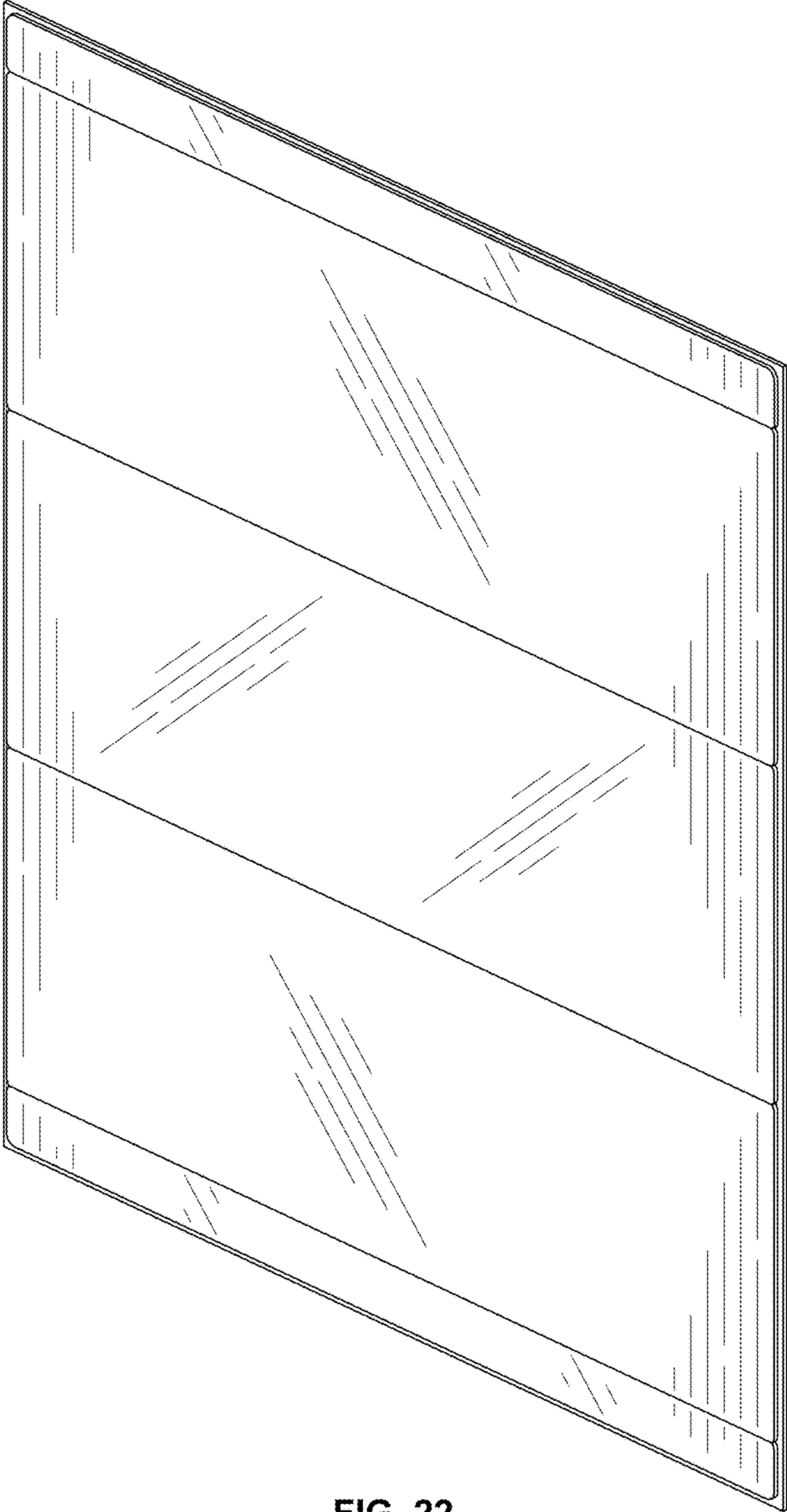


FIG. 22

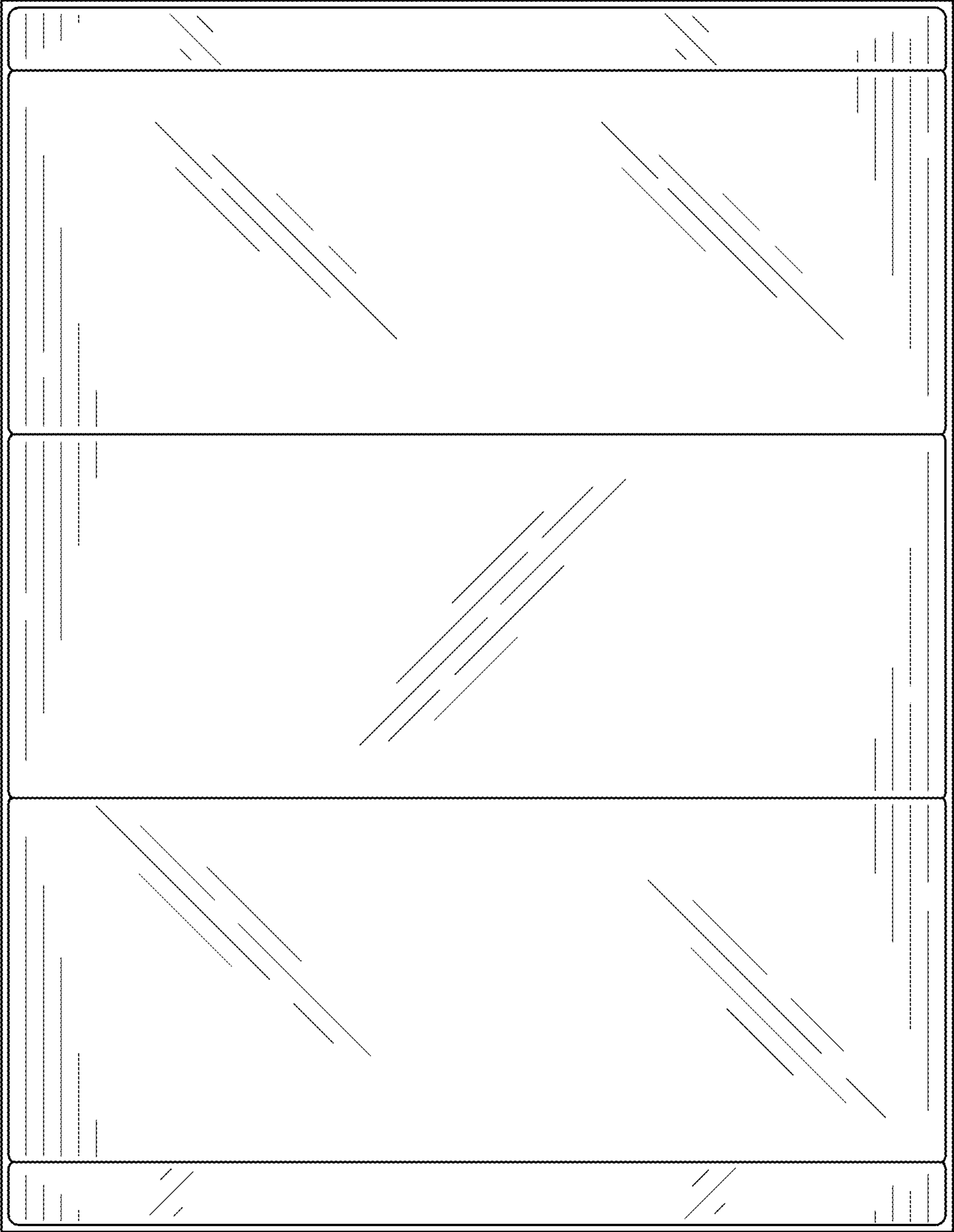


FIG. 23






FIG. 24



FIG. 25



FIG. 26

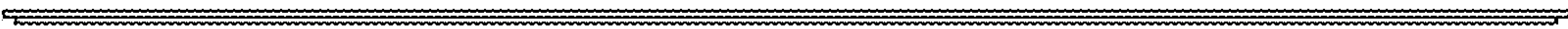


FIG. 27




FIG. 28