



US00D822095S

(12) **United States Design Patent** (10) **Patent No.:** **US D822,095 S**
Nicotra et al. (45) **Date of Patent:** **** Jul. 3, 2018**

(54) **PAIR OF EYEGLASSES**

(71) Applicant: **JUST NOW LIMITED**, Bromsgrove (GB)

(72) Inventors: **Matteo Nicotra**, Milan (IT); **Stefania Braga**, Milan (IT); **Luca Veltri**, Milan (IT)

(73) Assignee: **JUST NOW LIMITED**, Bromsgrove (GB)

(*) Notice: This patent is subject to a terminal disclaimer.

(**) Term: **15 Years**

(21) Appl. No.: **35/500,517**

(22) Filed: **Dec. 29, 2015**

(80) **Hague Agreement Data**

Int. Filing Date: **Dec. 29, 2015**

Int. Reg. No.: **DM/088899**

Int. Reg. Date: **Dec. 29, 2015**

Int. Reg. Pub. Date: **Jan. 22, 2016**

(51) **LOC (11) Cl.** **16-06**

(52) **U.S. Cl.**
USPC **D16/326**

(58) **Field of Classification Search**
USPC D16/101, 300-342, 900; D8/356;
D14/372; D21/483, 659-661
CPC G02C 2200/08; G02C 1/06; G02C 5/14;
G02C 11/02; G02C 11/04; G01C 5/165;
A61M 2021/0044; A63B 33/002

See application file for complete search history.

(56) **References Cited**

U.S. PATENT DOCUMENTS

D210,418 S *	3/1968	Bloch et al.	D16/326
4,405,214 A *	9/1983	Bolle	G02C 5/126
			351/132
D300,226 S *	3/1989	Ramp	D16/323
D427,622 S *	7/2000	Conway	D16/326
D653,699 S *	2/2012	Shin	D16/320
D662,124 S *	6/2012	Shin	D16/326
D700,933 S *	3/2014	Shin	D16/326
D702,757 S *	4/2014	Thixton	D16/325
D714,858 S *	10/2014	Thixton	D16/326
D724,135 S *	3/2015	Shin	D16/335
D770,559 S *	11/2016	Shin	D16/326
D771,739 S *	11/2016	Shin	D16/326
2013/0169923 A1 *	7/2013	Schnoll	G02C 5/10
			351/153

* cited by examiner

Primary Examiner — Darlington Ly

(74) *Attorney, Agent, or Firm* — John Alunit

(57) **CLAIM**

The ornamental design for a pair of eyeglasses, as shown and described.

DESCRIPTION

1. Pair of eyeglasses
FIG. 1.1 is a top, front, and right side perspective view of a pair of eyeglasses showing our new design;
FIG. 1.2 is a front elevation view thereof;
FIG. 1.3 is a right side elevation view thereof;
FIG. 1.4 is a rear elevation view thereof;
FIG. 1.5 is a left side elevation view thereof;
FIG. 1.6 is a top plan view thereof; and,
FIG. 1.7 is a bottom plan view thereof.
The broken lines in the drawings illustrate portions of the pair of eyeglasses that form no part of the claimed design.

1 Claim, 7 Drawing Sheets

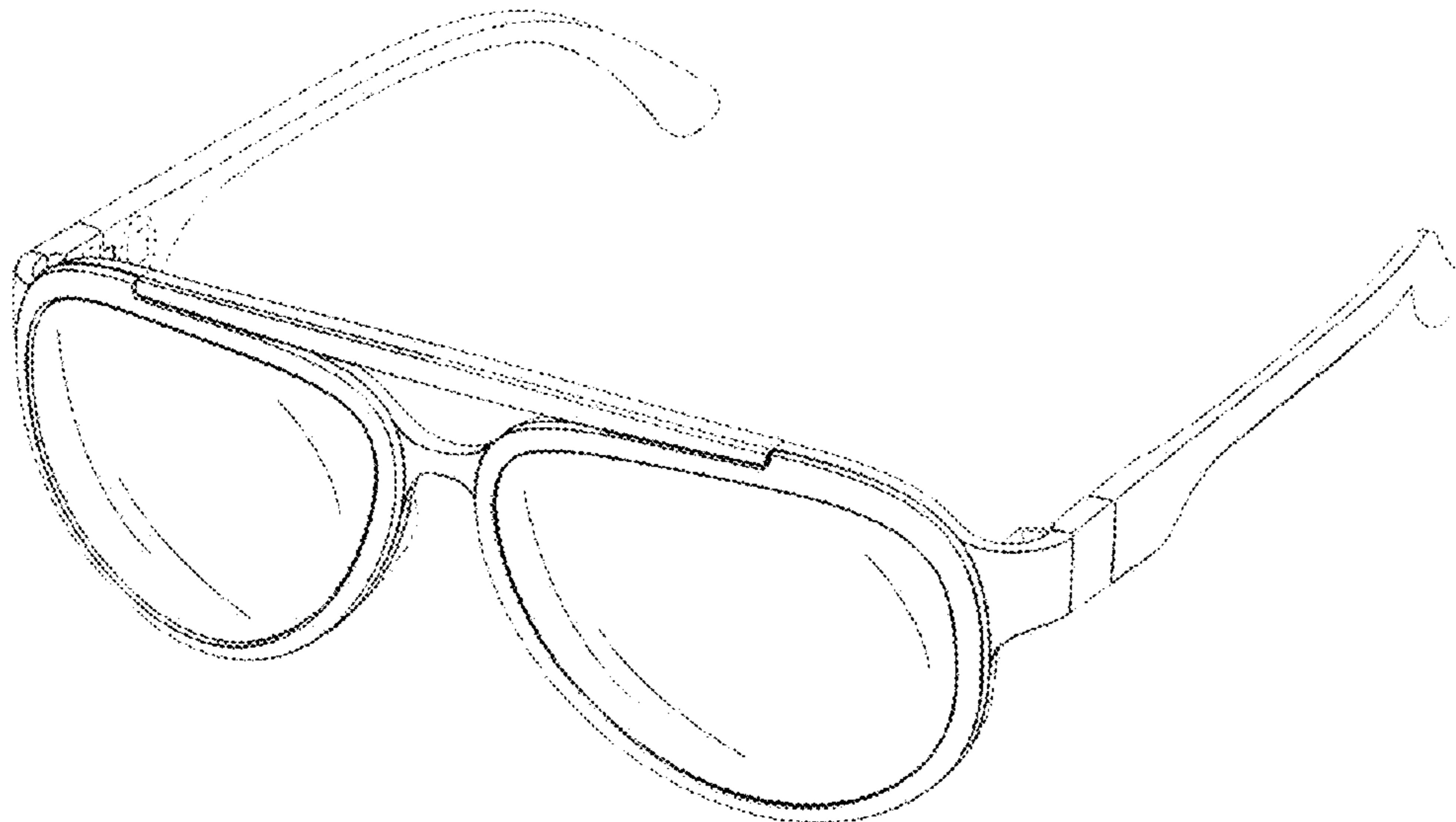


FIG. 1.1




FIG. 1.2

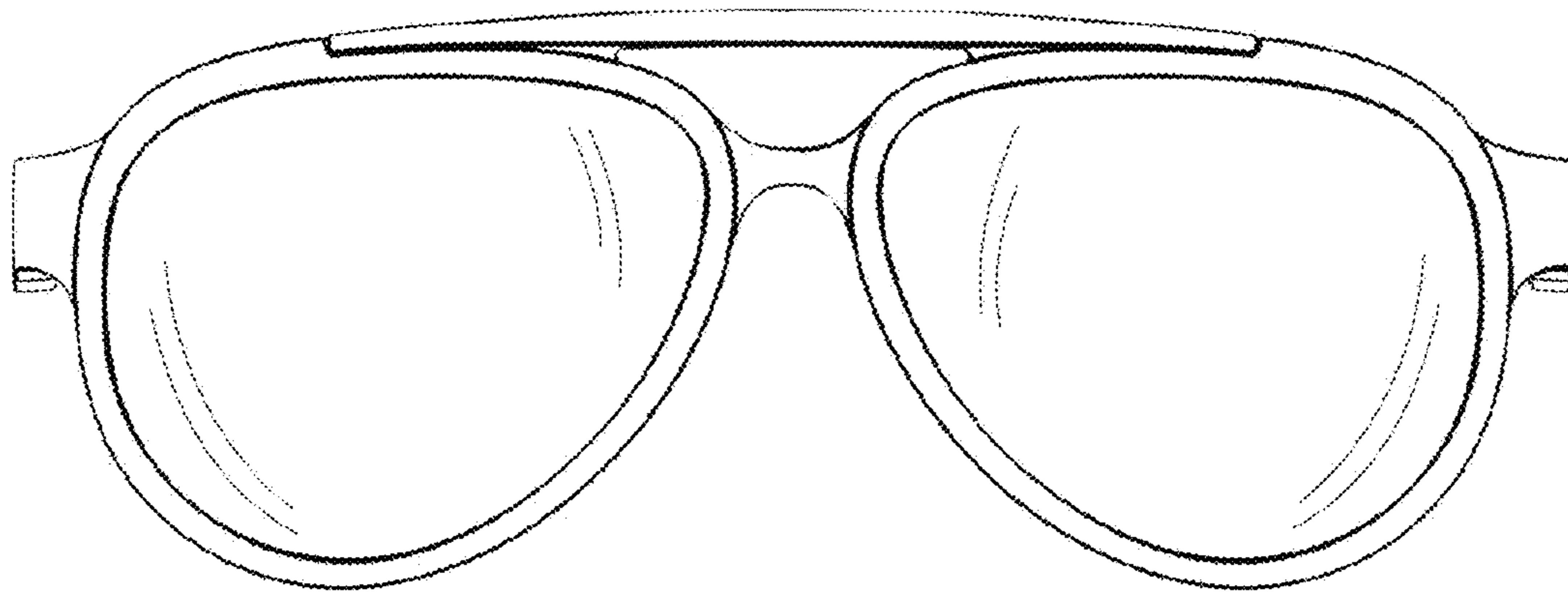


FIG. 1.3

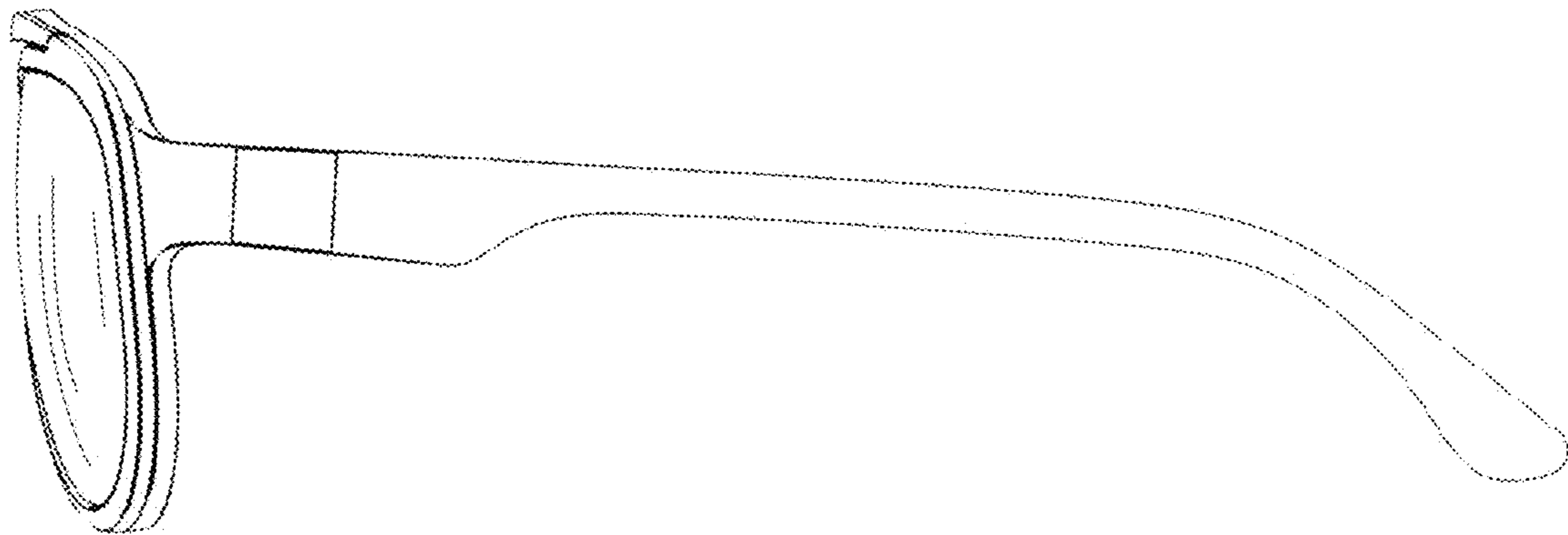


FIG. 1.4

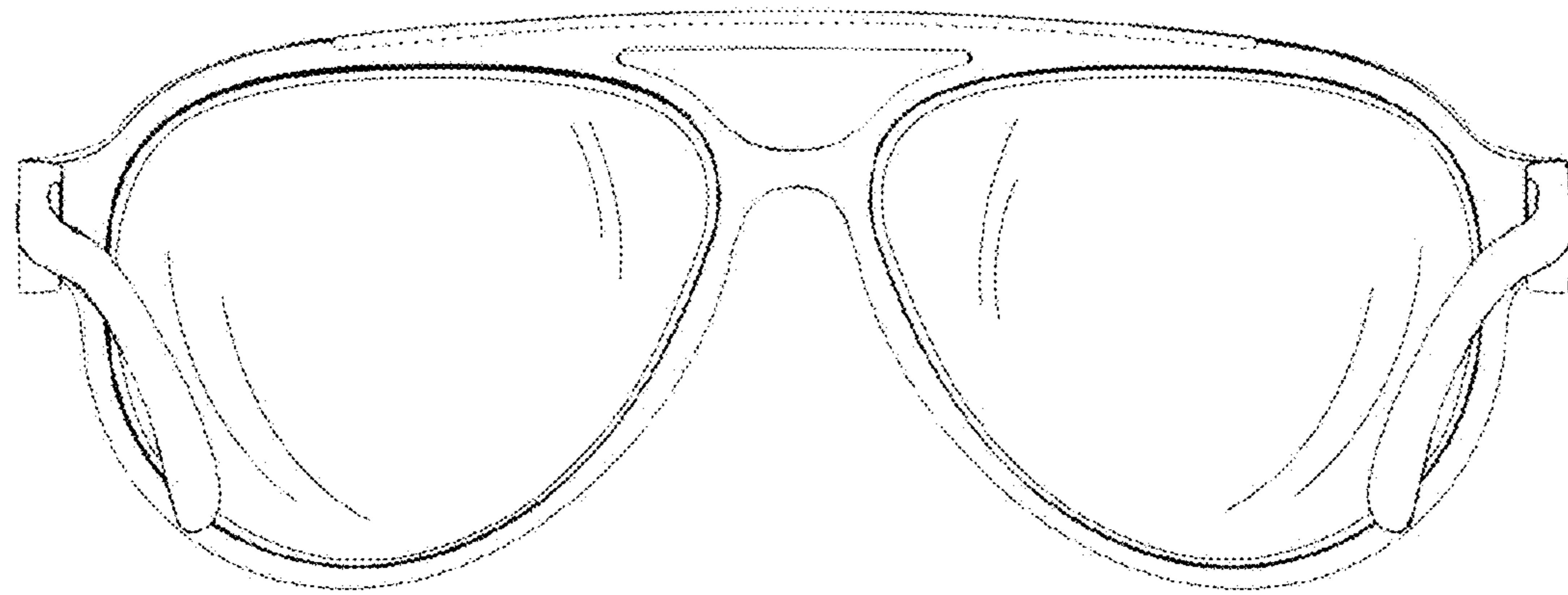


FIG. 1.5

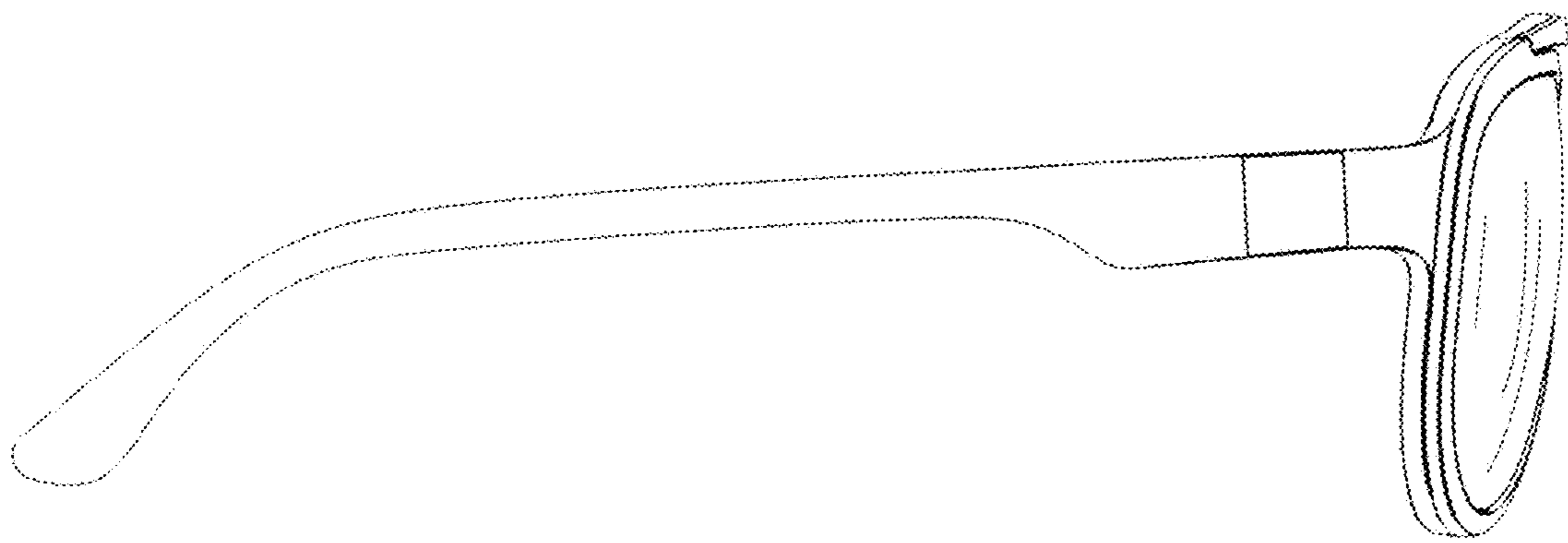


FIG. 1.6




FIG. 1.7

