



US00D822075S

(12) **United States Design Patent**
Terabe et al.

(10) **Patent No.:** **US D822,075 S**
(45) **Date of Patent:** **** Jul. 3, 2018**

(54) **TIGHT-FLASK MOLDING MACHINE**

FOREIGN PATENT DOCUMENTS

(71) Applicant: **SINTOKOGIO, LTD.**, Nagoya-shi,
Aichi (JP)

TW 343567 U 10/1998
TW D141728 S 8/2011
(Continued)

(72) Inventors: **Tokiya Terabe**, Toyokawa (JP);
Katsuhito Sato, Toyokawa (JP)

OTHER PUBLICATIONS

(73) Assignee: **Sintokogio, Ltd.**, Nagoya-shi, Aichi
(JP)

United States Patent and Trademark Office, Office Action in U.S.
Appl. No. 29/583,642, dated Dec. 13, 2017.
(Continued)

(**) Term: **15 Years**

(21) Appl. No.: **29/583,645**

Primary Examiner — Ian Simmons
Assistant Examiner — Khawaja Anwar
(74) *Attorney, Agent, or Firm* — Leydig Voit & Mayer

(22) Filed: **Nov. 8, 2016**

(30) **Foreign Application Priority Data**

(57) **CLAIM**

May 17, 2016 (JP) 2016-010457

The ornamental design for a tight-flask molding machine, as
shown and described.

(51) **LOC (11) Cl.** **15-07**

DESCRIPTION

(52) **U.S. Cl.**

USPC **D15/136**

(58) **Field of Classification Search**

USPC D15/122, 135, 136, 137, 138, 141, 142,
D15/199; D12/1, 2, 8; D8/313;
D7/339-341, 348-349, 402-404

CPC B29C 45/0001; B29C 2043/3427; B29C
2043/3494; B29C 2045/0006; B29C
2045/0043; B29C 2045/0049; B29C
2045/14803; B29C 2945/76444; B29C
43/24; B29C 45/0005; B29C 45/0025;
B29C 45/006; B29C 45/14311; B29C
45/14778; B29C 45/14811; B29C

(Continued)

FIG. 1 is a front perspective view of a tight-flask molding
machine of the present invention,
FIG. 2 is a rear perspective view of the tight-flask molding
machine of FIG. 1.
FIG. 3 is a front view of the tight-flask molding machine of
FIG. 1.
FIG. 4 is a rear view of the tight-flask molding machine of
FIG. 1.
FIG. 5 is a top plan view of the tight-flask molding machine
of FIG. 1.
FIG. 6 is a bottom view of the tight-flask molding machine
of FIG. 1.
FIG. 7 is a right side view of the tight-flask molding machine
of FIG. 1; and,
FIG. 8 is a left side view of the tight-flask molding machine
of FIG. 1.

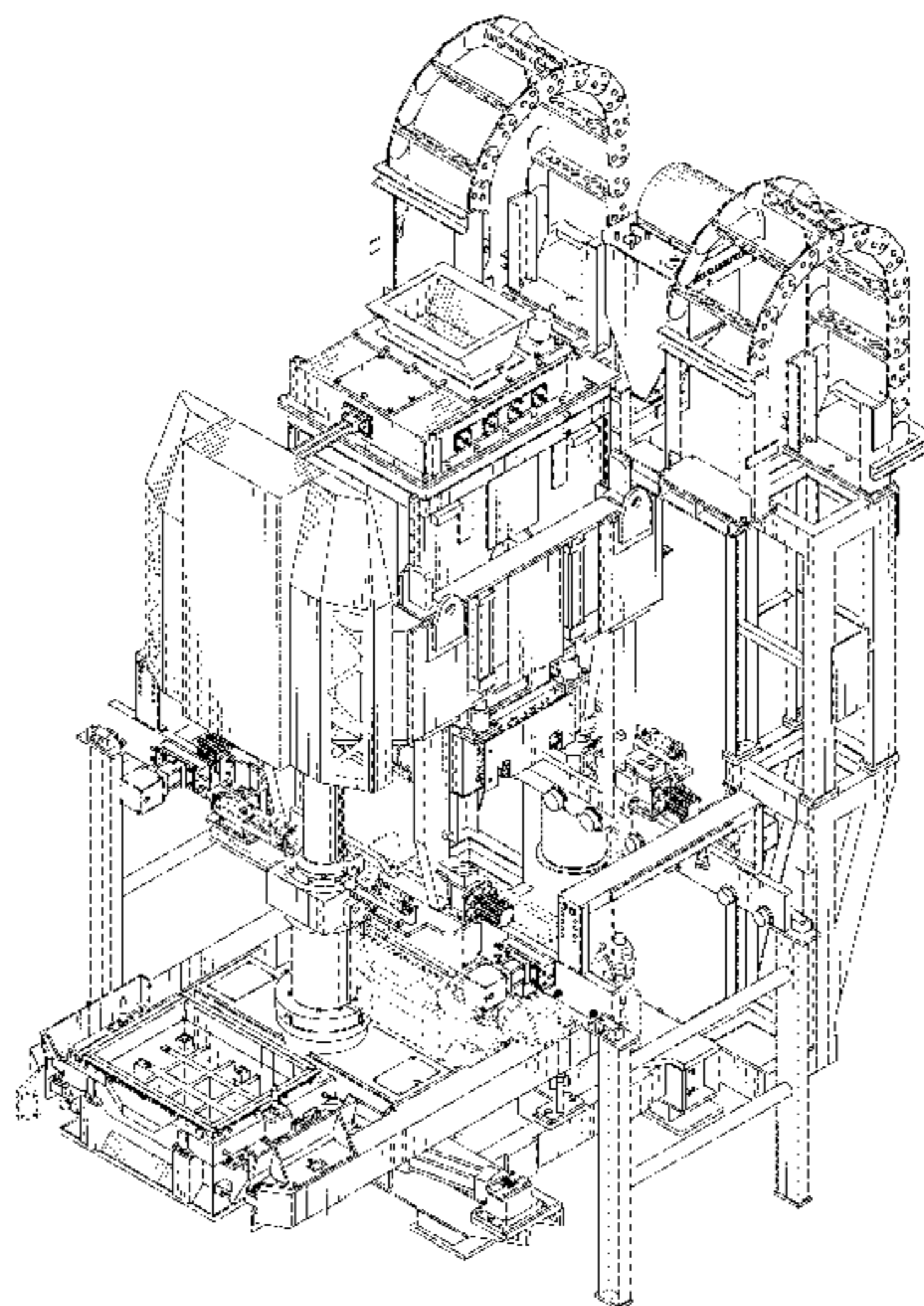
The features shown in broken lines illustrate portions of the
tight-flask molding machine, and form no part of the claimed
design.

(56) **References Cited**

U.S. PATENT DOCUMENTS

3,277,739 A 10/1966 Morse
D479,884 S 9/2003 Berryman
(Continued)

1 Claim, 8 Drawing Sheets



(58) **Field of Classification Search**
 CPC 45/14819; B29C 45/1657; B29C 45/1671;
 B29C 45/1761; B29C 45/2708; B29C
 45/40; B29C 45/401; B29C 45/42; B29C
 45/84; B29C 47/0004; B29C 47/0021
 See application file for complete search history.

(56) **References Cited**
 U.S. PATENT DOCUMENTS

6,709,188	B2	3/2004	Ushimaru	
D498,542	S	11/2004	Brushaber	
D499,190	S	11/2004	Garelick et al.	
D506,693	S	6/2005	Kaczmarek	
D527,611	S	9/2006	Sato	
D547,336	S *	7/2007	Kai	D15/122
D612,364	S	3/2010	Kwolek	
D617,356	S *	6/2010	Wang	D15/135
D690,331	S *	9/2013	Kitamura	D15/122
D707,853	S	6/2014	Lafontaine	
8,827,538	B2	9/2014	Padmanabhan	
8,920,210	B2	12/2014	Benson	
D723,715	S	3/2015	Lafontaine	
D733,603	S	7/2015	Graf	
D736,449	S	8/2015	Getty	
9,156,085	B2	10/2015	Zammattio	
D749,156	S	2/2016	Sugiura et al.	
D750,980	S	3/2016	Takach et al.	
9,289,821	B2	3/2016	Lee et al.	
D755,004	S	5/2016	Bock et al.	
D758,462	S	6/2016	Bell	
D759,840	S	6/2016	Grovender	
D766,696	S	9/2016	Kemker	
D766,844	S	9/2016	Turksu et al.	
D768,216	S	10/2016	Funakoshi et al.	

D768,741	S *	10/2016	Funakoshi	D15/135
D769,339	S	10/2016	Funakoshi et al.	
D776,176	S	1/2017	Galomb	
D777,367	S	1/2017	Ma	
D779,977	S	2/2017	Jacob et al.	
D782,727	S	3/2017	Weiss et al.	
D783,422	S	4/2017	Kashimoto	
D793,808	S	8/2017	Weaden et al.	
2001/0027152	A1	10/2001	Bolledi	
2004/0121890	A1	6/2004	Taga et al.	
2007/0000122	A1	1/2007	Caya et al.	
2007/0077329	A1	4/2007	Okumura	
2008/0303183	A1 *	12/2008	Rote	B29C 43/08 264/219
2010/0225015	A1	9/2010	Techlin et al.	
2011/0259209	A1	10/2011	Huang	
2013/0292481	A1	11/2013	Filson et al.	

FOREIGN PATENT DOCUMENTS

TW	151847	S	2/2013
TW	M459232	U	8/2013

OTHER PUBLICATIONS

Taiwan Patent Office, Notice of Allowance in counterpart Taiwan Application No. 105306709, dated Aug. 4, 2017.
 United States Patent and Trademark Office, Office Action in U.S. Appl. No. 29/583,644, dated Mar. 1, 2018.
 United States Patent and Trademark Office, Notice of Allowance in U.S. Appl. No. 29/583,635, dated Oct. 16, 2017.
 Taiwan Patent Office, Notice of Allowance in counterpart Taiwan Application No. 105306707, dated Aug. 4, 2017.

* cited by examiner

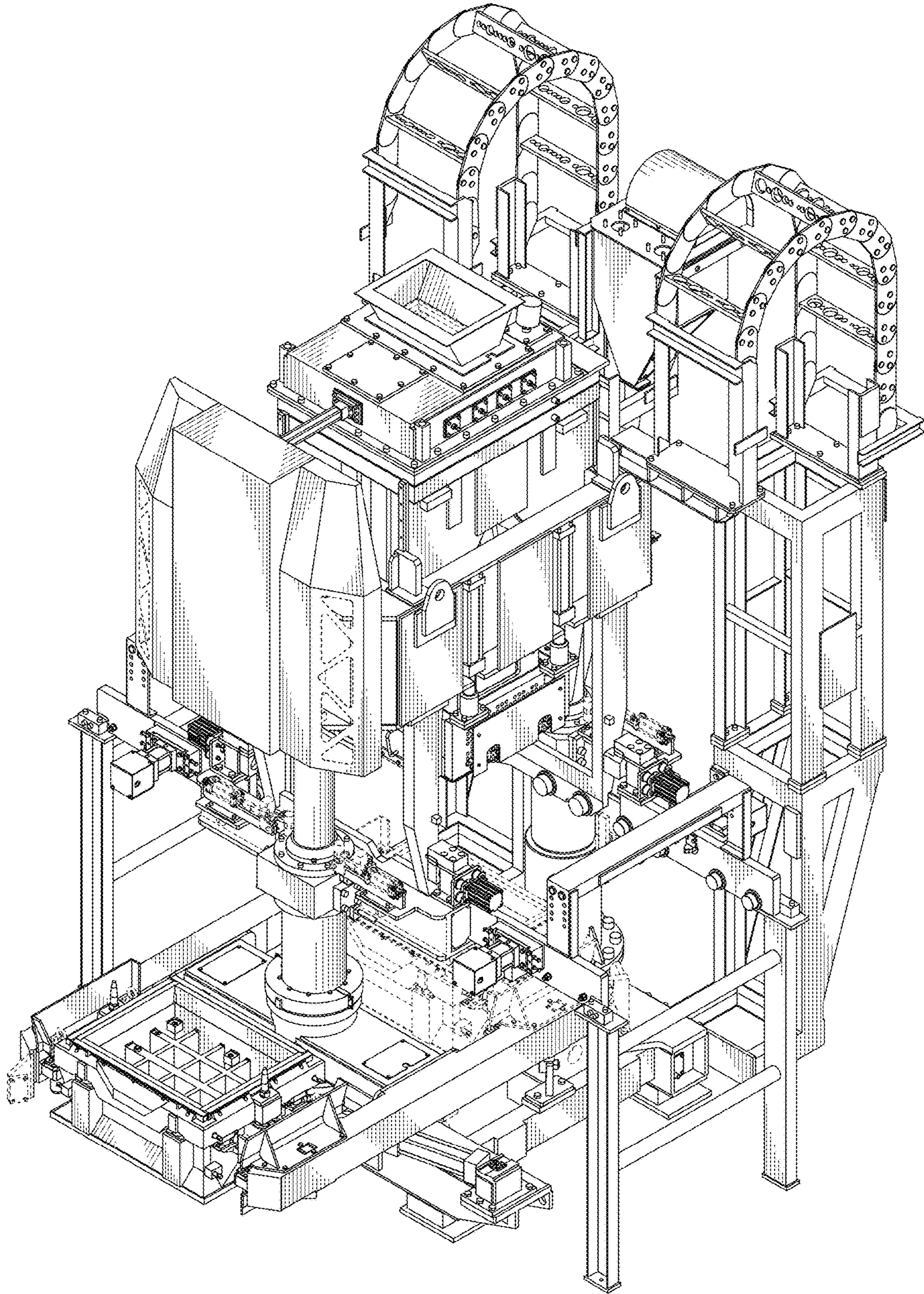


FIG. 1

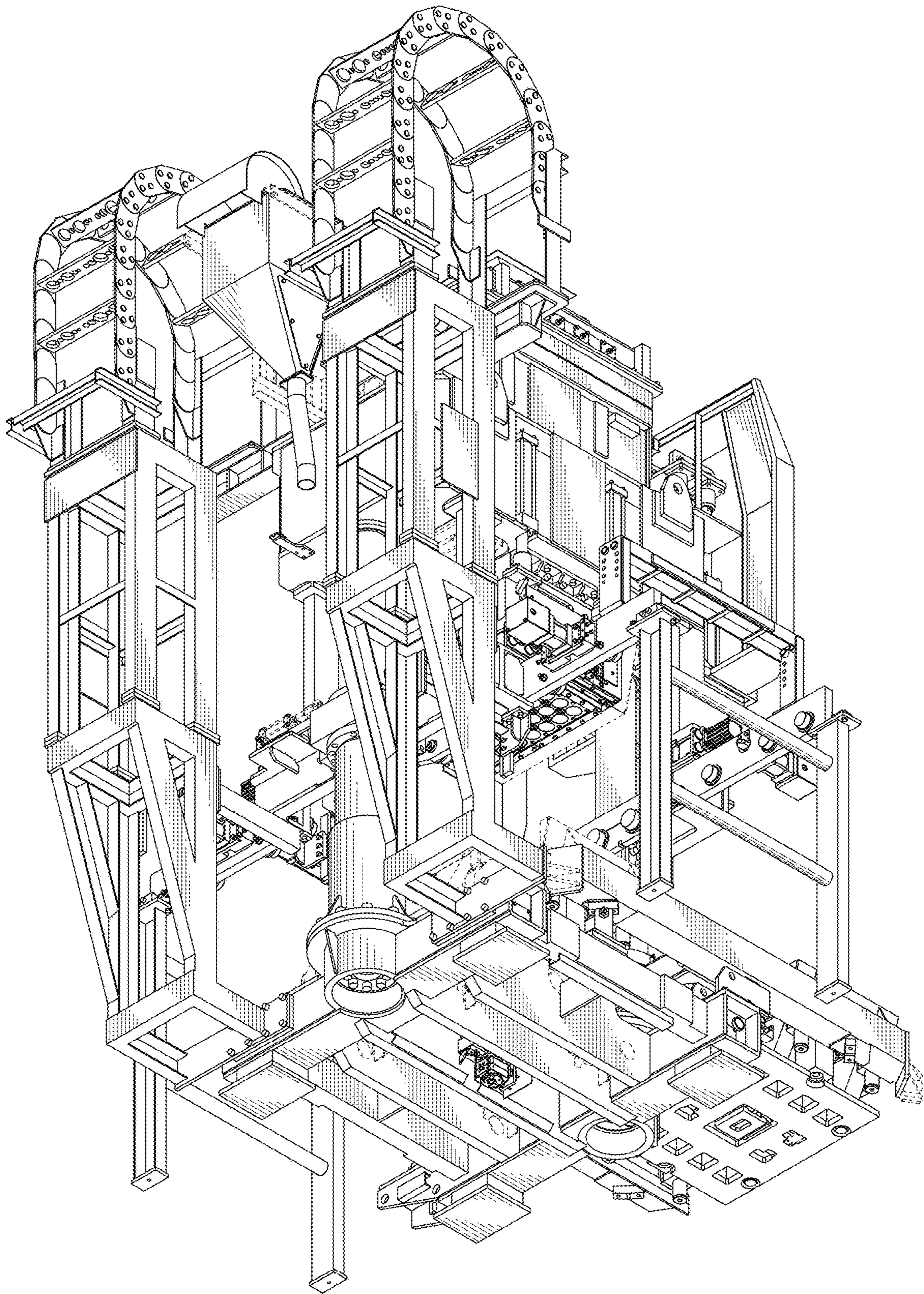


FIG. 2

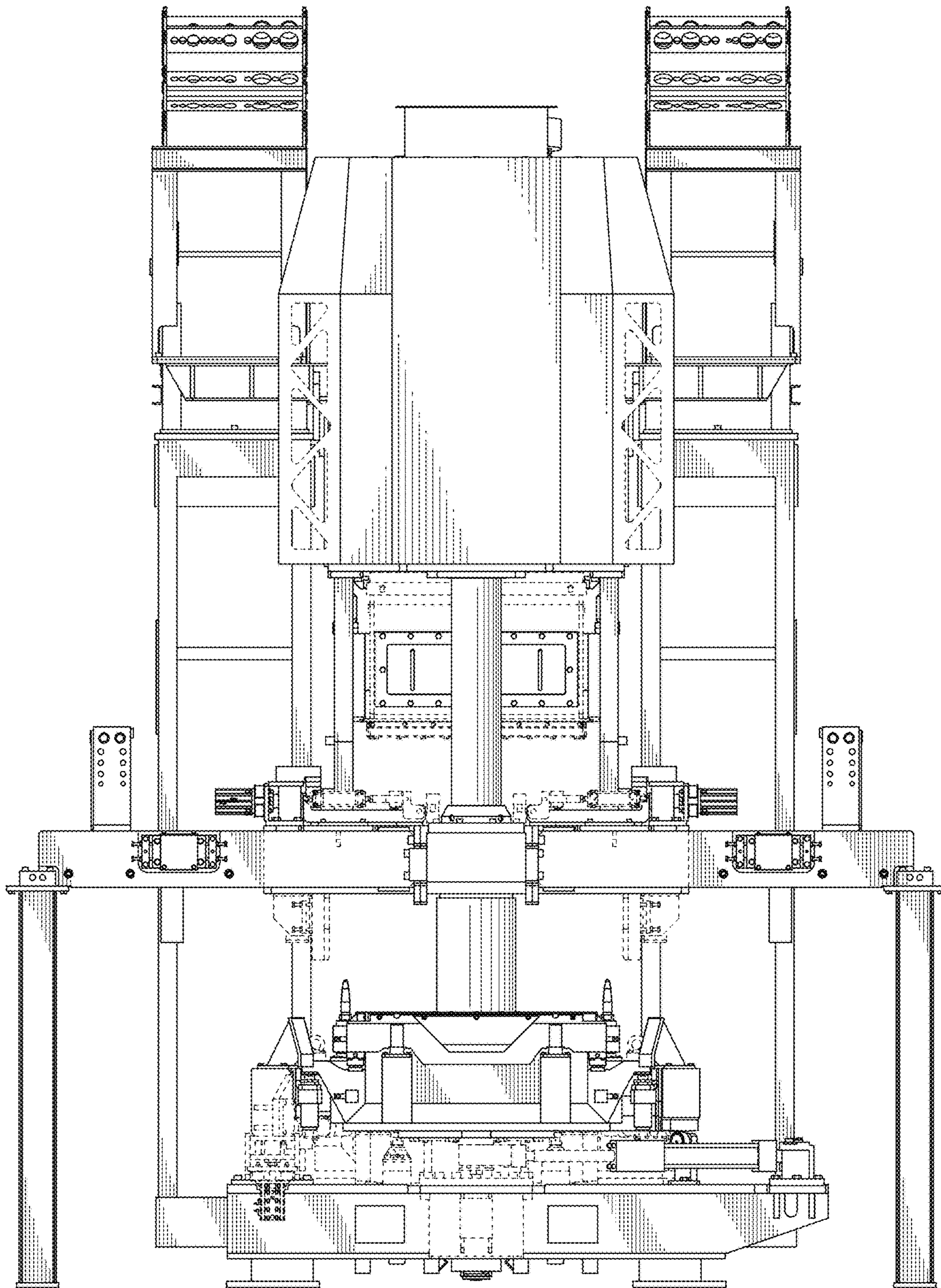


FIG. 3

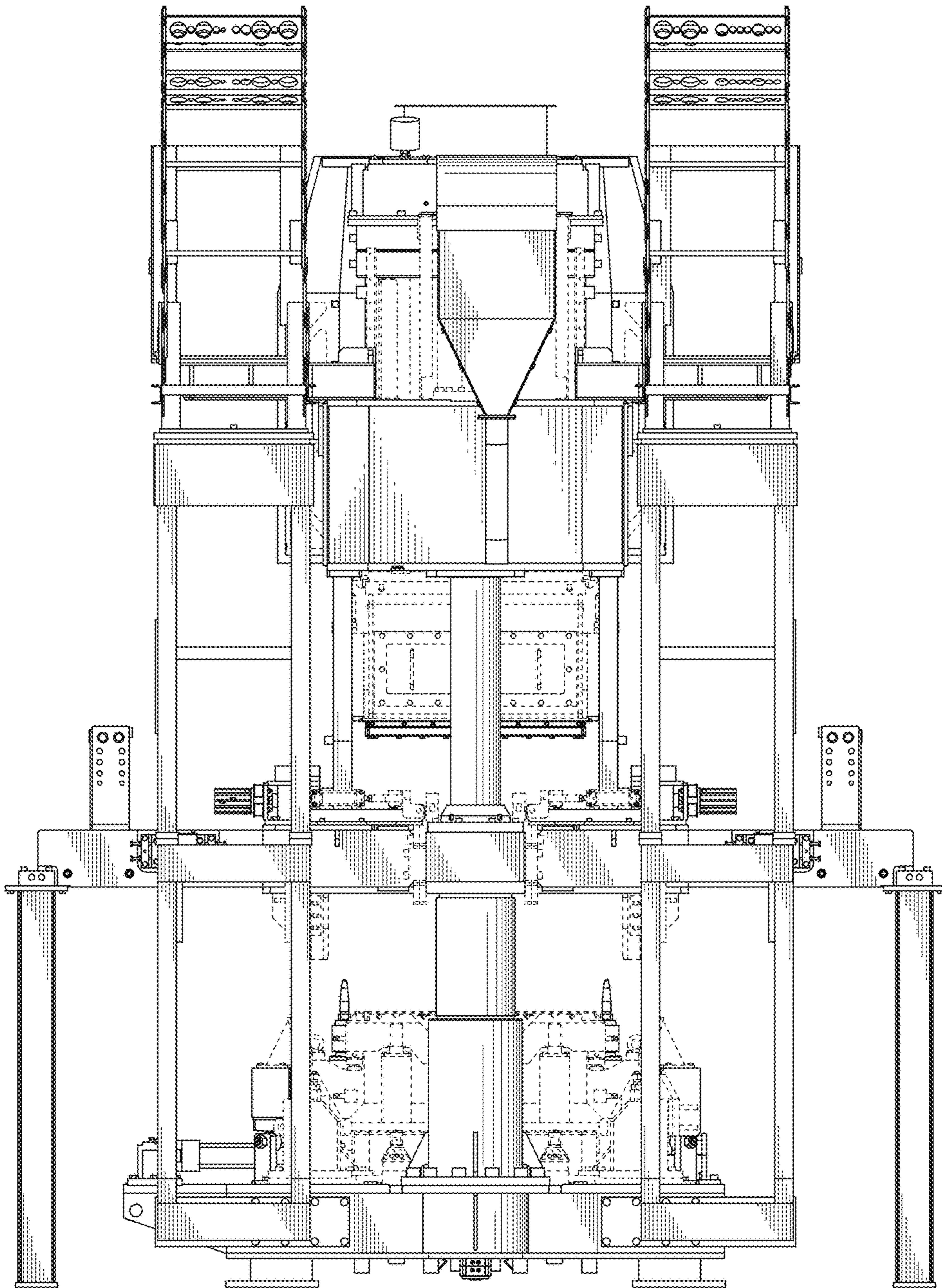


FIG. 4

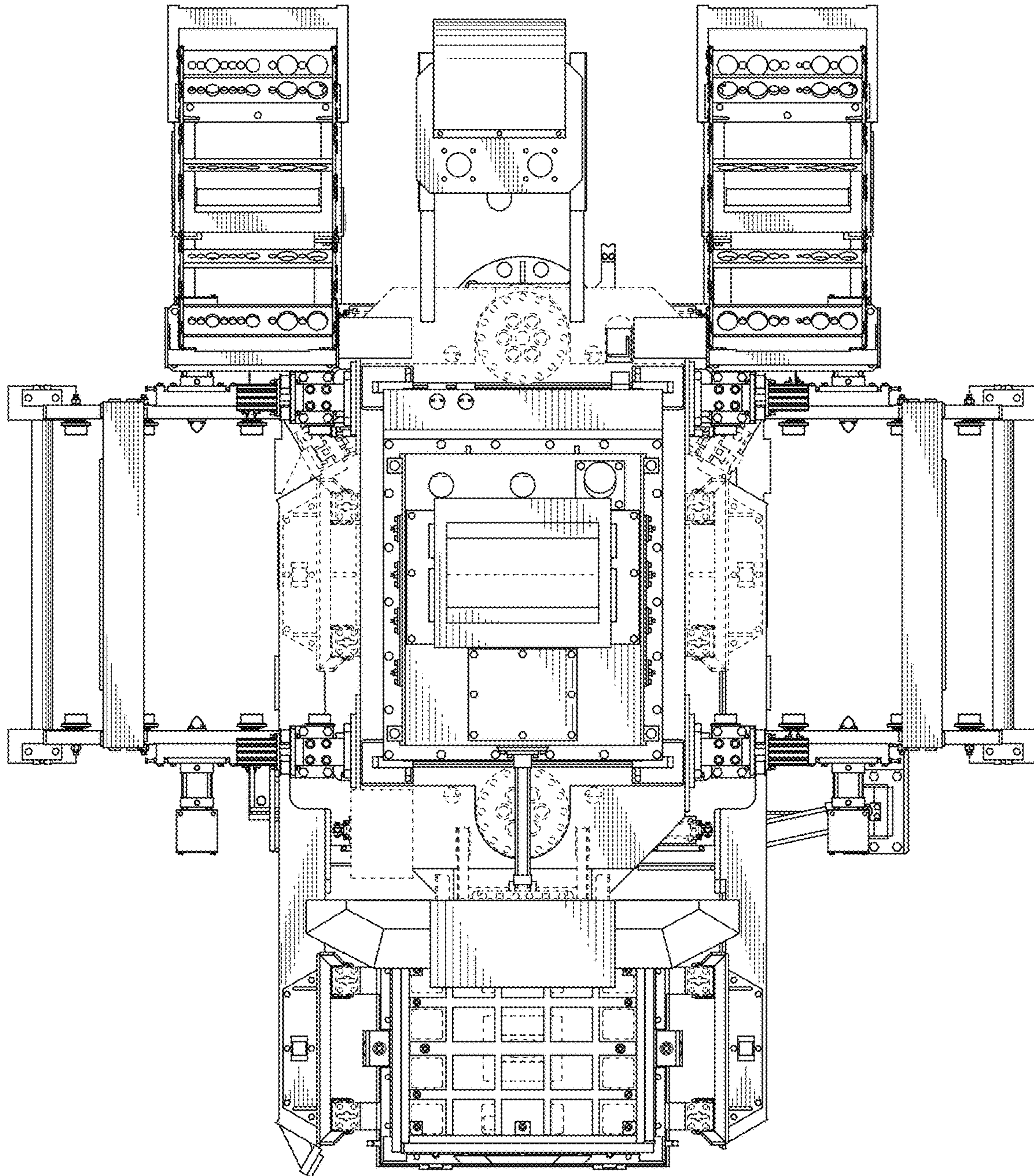


FIG. 5

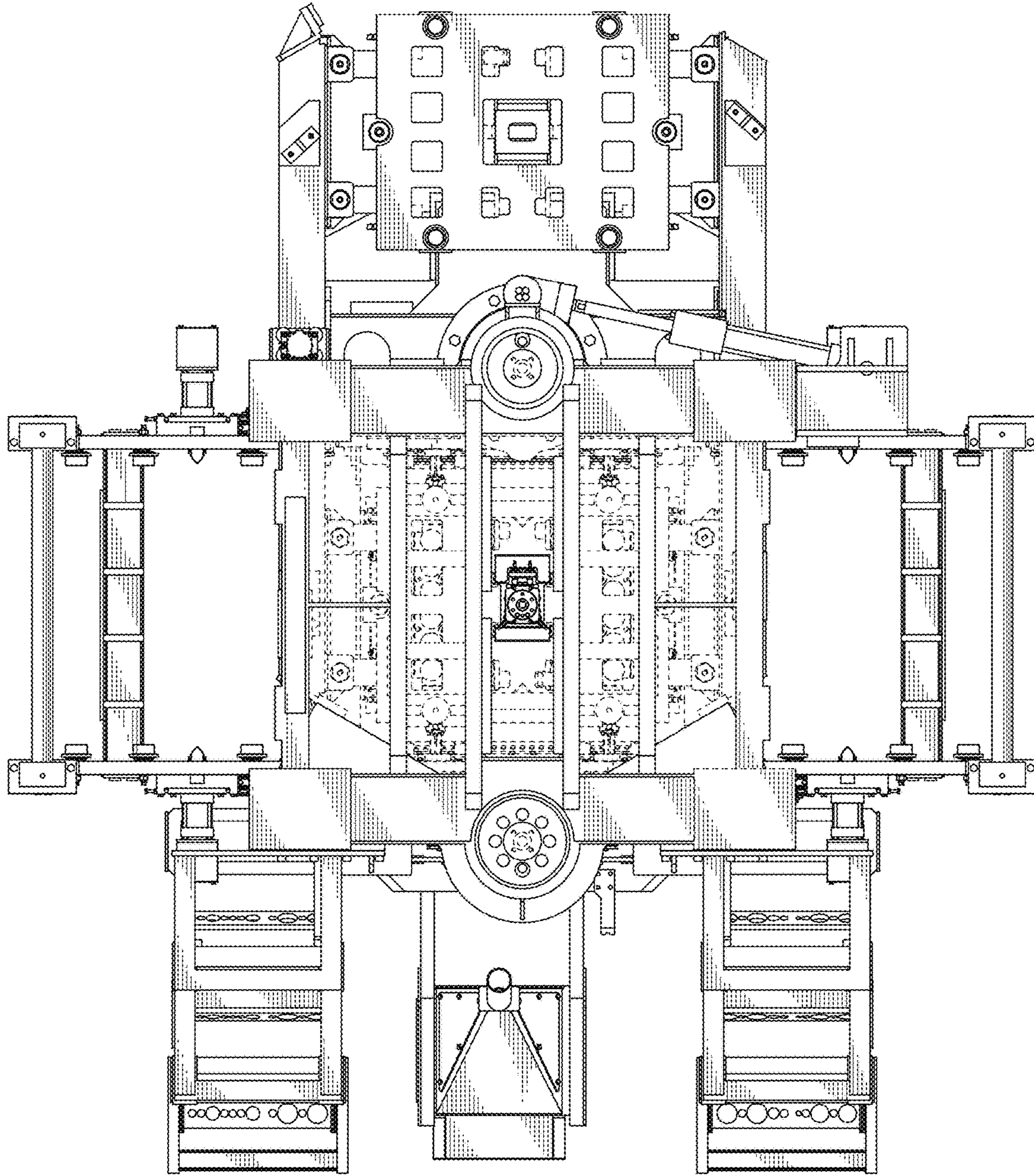


FIG. 6

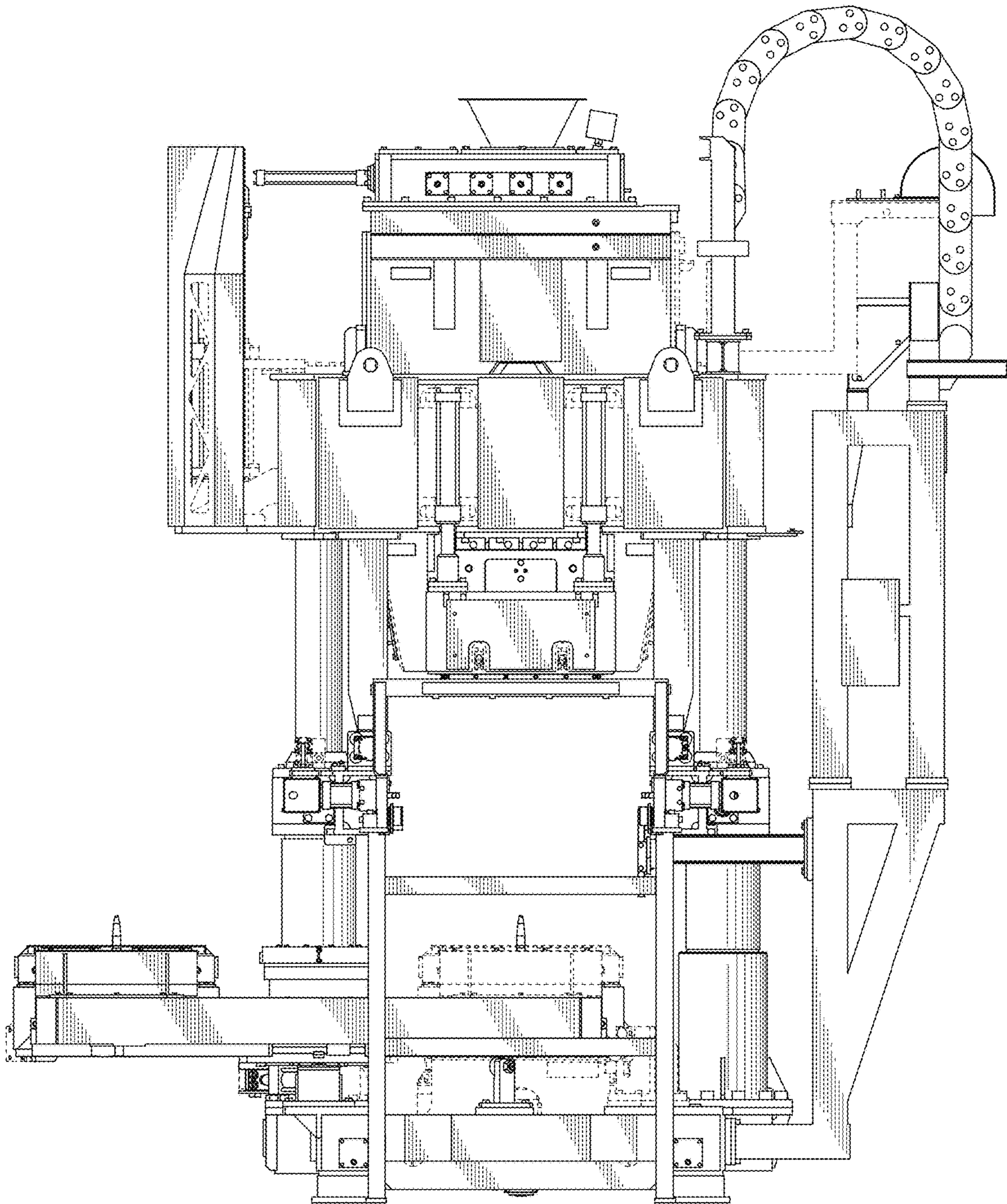


FIG. 7

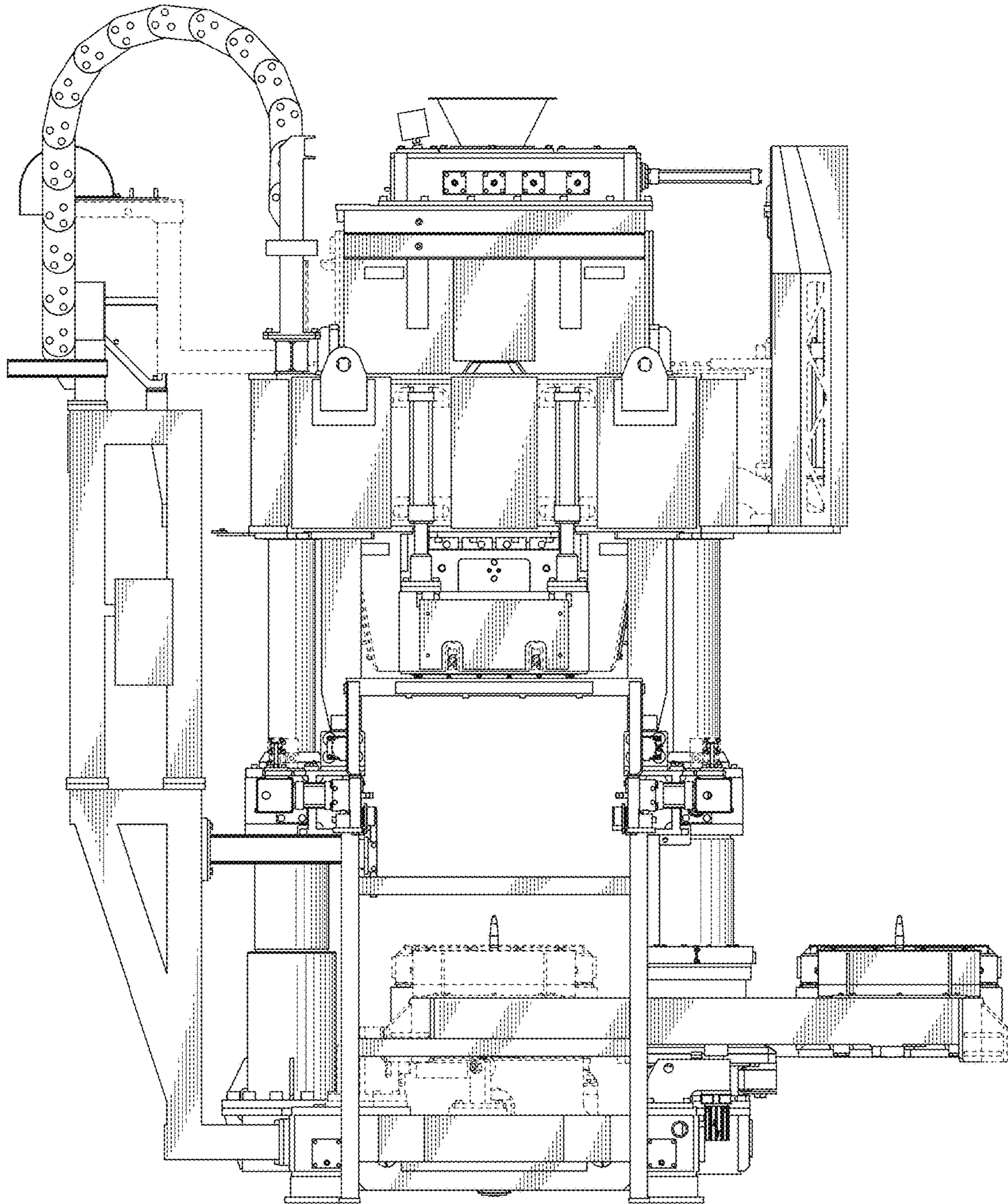


FIG. 8