



US00D822072S

(12) **United States Design Patent**
Roys

(10) **Patent No.:** **US D822,072 S**
(45) **Date of Patent:** **** Jul. 3, 2018**

(54) **DIESEL FUEL GUARD**

(71) Applicant: **Curtis Alan Roys**, Fredericksburg, TX (US)

(72) Inventor: **Curtis Alan Roys**, Fredericksburg, TX (US)

(**) Term: **15 Years**

(21) Appl. No.: **29/606,514**

(22) Filed: **Jun. 5, 2017**

Related U.S. Application Data

(63) Continuation of application No. 15/260,323, filed on Sep. 9, 2016.

(51) **LOC (11) Cl.** **15-03**

(52) **U.S. Cl.**
USPC **D15/28**

(58) **Field of Classification Search**
USPC D15/28, 10, 17; D12/218; 141/350
CPC . B67D 7/344; B67D 7/04; B67D 7/42; B67D 7/34; B60K 15/00; B60K 15/04; B60K 2015/0483

See application file for complete search history.

(56) **References Cited**

U.S. PATENT DOCUMENTS

2,520,935 A 9/1950 Hubbell
D208,539 S * 9/1967 Miller D12/218
(Continued)

FOREIGN PATENT DOCUMENTS

DE 19639825 A1 4/1997
DE 19652729 A1 7/1997
(Continued)

OTHER PUBLICATIONS

Unknown, "BMW's Diesel Incorrect Fueling Protection System—standard across the EU and NA," Retrieved from the internet Apr. 21, 2015, <http://www/cleanmpg.com/forums/showthread.php?p=182447>, 1 page.

(Continued)

Primary Examiner — Mark Goodwin
(74) *Attorney, Agent, or Firm* — Scheinberg & Associates, PC; Michael O. Scheinberg

(57) **CLAIM**

I claim the ornamental design for a diesel fuel guard, as shown and described.

DESCRIPTION

FIG. 1 is a perspective view of an example embodiment of a diesel fuel guard with the cap in a first closed position. The text, arrow, and decoration shown in broken lines is for illustration purposes only and forms no part of the claimed invention.

FIG. 2 is a perspective view of the embodiment of FIG. 1 with the cap in a second open position. The interior mechanism shown in broken lines is for illustration purposes only and forms no part of the claimed invention.

FIG. 3 is a front elevation view of the embodiment in FIG. 1.

FIG. 4 is a back elevation view of the embodiment in FIG. 1.

FIG. 5 is a left elevation view of the embodiment in FIG. 1.

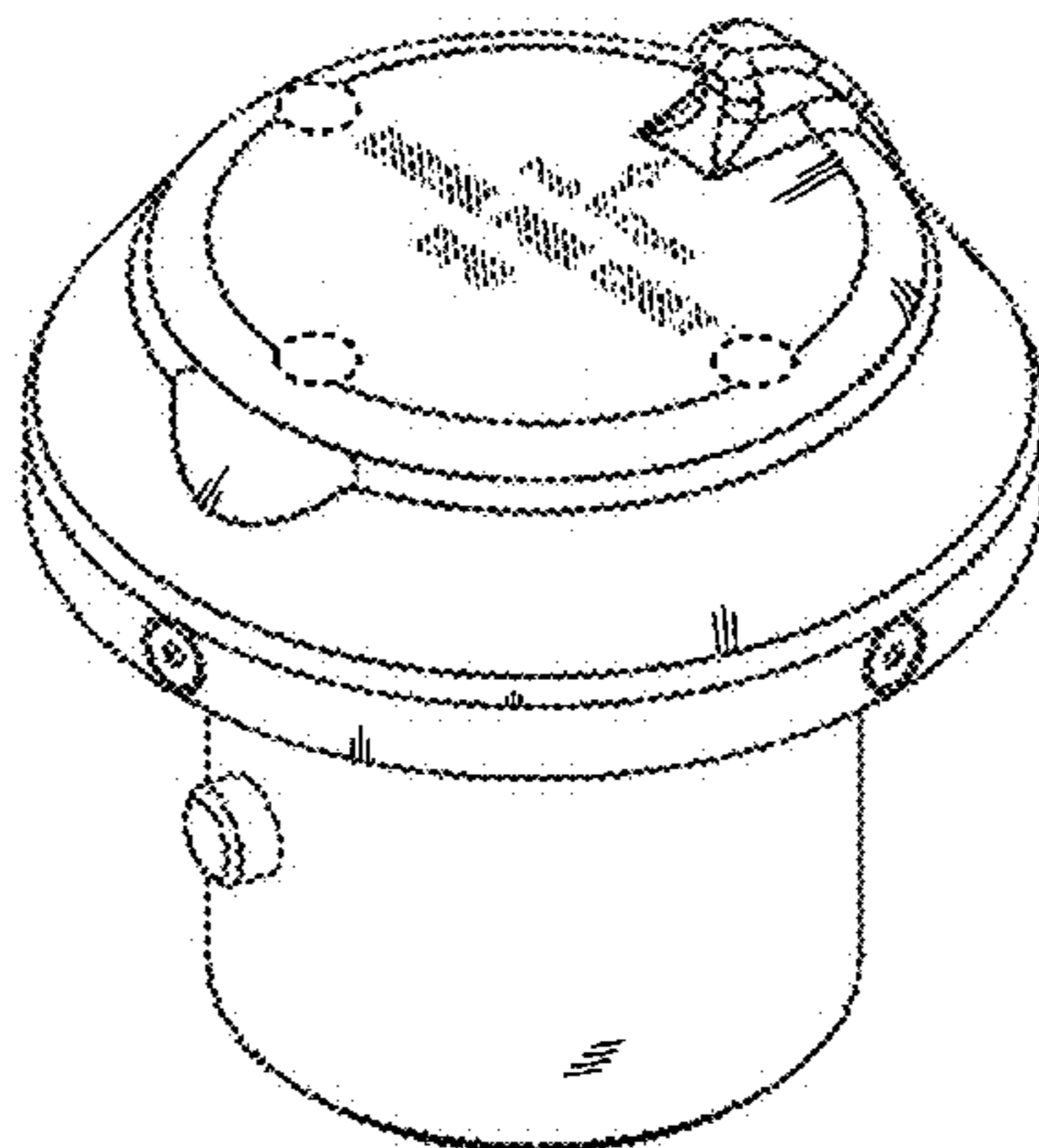
FIG. 6 is right elevation view of the embodiment in FIG. 1.

FIG. 7 is top elevation view of the embodiment in FIG. 1.

The text shown in broken lines is for illustration purposes only and forms no part of the claimed invention; and,

FIG. 8 is bottom elevation view of the embodiment in FIG. 1. The interior mechanism shown in broken lines is for illustration purposes only and forms no part of the claimed invention.

1 Claim, 3 Drawing Sheets



(56)

References Cited

U.S. PATENT DOCUMENTS

3,911,977 A 10/1975 Jean-Marie
 4,195,673 A 4/1980 Johnston et al.
 5,156,198 A 10/1992 Hall
 5,249,612 A 10/1993 Parks et al.
 5,605,182 A 2/1997 Oberrecht et al.
 5,857,501 A 1/1999 Kelerich et al.
 6,116,298 A 9/2000 Hairnovich et al.
 6,274,106 B1 8/2001 Held
 6,302,169 B1 10/2001 Pulos
 6,329,022 B1 12/2001 Schlegel et al.
 6,374,868 B1 4/2002 Channing
 6,382,270 B1 5/2002 Gzik
 6,531,099 B1 3/2003 Held
 6,607,014 B2 8/2003 Webb
 6,648,033 B2 11/2003 Gabbey et al.
 6,712,102 B2 3/2004 Zerangue
 6,871,677 B2 3/2005 Zerangue
 6,923,226 B2 8/2005 Bartlett
 7,051,772 B2 5/2006 Dillon
 7,077,178 B2 7/2006 Hedevang
 7,464,736 B2 12/2008 Jones et al.
 7,621,303 B2 11/2009 Buchgraber
 7,644,740 B2 1/2010 Benjey et al.
 7,661,550 B2 2/2010 Feichtinger
 7,841,357 B2 11/2010 Rankin
 D646,300 S * 10/2011 Peng D15/4
 8,191,588 B2 * 6/2012 Hagano B60K 15/0406
 141/348
 8,539,993 B2 * 9/2013 Hagano B60K 15/04
 141/302
 8,678,049 B2 3/2014 Roys et al.
 8,714,214 B2 * 5/2014 Cisternino B60K 15/04
 141/348
 8,726,950 B2 5/2014 Miller et al.
 8,863,792 B2 10/2014 Kataoka et al.
 8,978,913 B2 3/2015 Walser et al.
 8,979,913 B2 3/2015 Weir et al.
 9,133,013 B2 9/2015 Roys
 9,415,995 B2 8/2016 Roys
 2001/0004450 A1 6/2001 Held
 2002/0020465 A1 2/2002 Gzik
 2006/0289084 A1 12/2006 Groom et al.
 2008/0041492 A1 2/2008 Gabbey et al.
 2008/0236685 A1 10/2008 Nourdine et al.
 2008/0302442 A1 12/2008 Miceli
 2009/0020182 A1 * 1/2009 Groom B60K 15/04
 141/349
 2009/0050625 A1 * 2/2009 Fowler B60K 15/04
 220/86.2
 2009/0071570 A1 * 3/2009 Ito B60K 15/04
 141/331
 2010/0006178 A1 * 1/2010 Muth B60K 15/04
 141/350
 2010/0218849 A1 * 9/2010 Hagano B60K 15/04
 141/350
 2011/0132906 A1 6/2011 Miller et al.
 2011/0139779 A1 * 6/2011 Muller B60K 15/0406
 220/86.2
 2011/0315682 A1 12/2011 Tsiberidis

2012/0211489 A1 * 8/2012 Walser B60K 15/04
 220/86.2
 2012/0279612 A1 * 11/2012 Washio B60K 15/04
 141/350
 2012/0305127 A1 12/2012 Roys et al.
 2013/0001226 A1 1/2013 Breuer et al.
 2013/0025703 A1 1/2013 Steadman
 2013/0074987 A1 3/2013 Breuer et al.
 2013/0193140 A1 * 8/2013 Hagano B60K 15/04
 220/86.2
 2013/0233445 A1 9/2013 Pfohl
 2013/0327768 A1 * 12/2013 Kataoka B60K 15/04
 220/86.2
 2013/0341326 A1 * 12/2013 Sasaki B60K 15/04
 220/203.06
 2014/0067883 A1 3/2014 Fujita
 2014/0110405 A1 4/2014 Breuer et al.
 2014/0284329 A1 9/2014 Frank et al.
 2015/0069058 A1 3/2015 Ryu et al.
 2015/0293542 A1 10/2015 Kim et al.
 2016/0016462 A1 1/2016 Krafzig
 2016/0016784 A1 1/2016 Roys
 2016/0152133 A1 6/2016 Hendler et al.
 2017/0066643 A1 * 3/2017 Roys B60K 15/00

FOREIGN PATENT DOCUMENTS

DE 19720893 A1 12/1997
 DE 10051212 A1 7/2002
 DE 10146063 A1 4/2003
 DE 10342343 A1 6/2004
 DE 102006018597 A1 10/2007
 DE 102008014579 A1 6/2009
 DE 102012001672 a1 8/2013
 DE 102012009884 A1 11/2013
 DE 102013222686 A1 5/2015
 EP 1264726 A2 12/2002
 EP 0976599 B1 10/2003
 EP 1284212 B1 12/2003
 EP 1419959 B1 6/2007
 EP 1854653 A1 11/2007
 GB 2435037 8/2007
 JP 2008168748 A 7/2008
 SI 21998 3/2005
 WO 2006087376 A1 8/2006
 WO 2007013863 2/2007
 WO 2008034315 A1 7/2008
 WO 2011153202 A2 12/2011
 WO 2014067883 A2 5/2014
 WO 2015067631 A1 5/2015

OTHER PUBLICATIONS

Unknown, "Scully Oil Delivery Systems—The Original and Ultimate Delivery Efficiency Equipment, Scully Signal Company," Retrieved from the Internet Jun. 20, 2014, www.nationalpetroleum.net/scully-catalog.pdf, 34 pages.
 Unknown, Bulk Fueling Nozzles, Retrieved from the Internet Jun. 24, 2014, <http://www.nationalpetroleum.net/fuel-truck-and-transport/id17.html>, 15 pages.

* cited by examiner

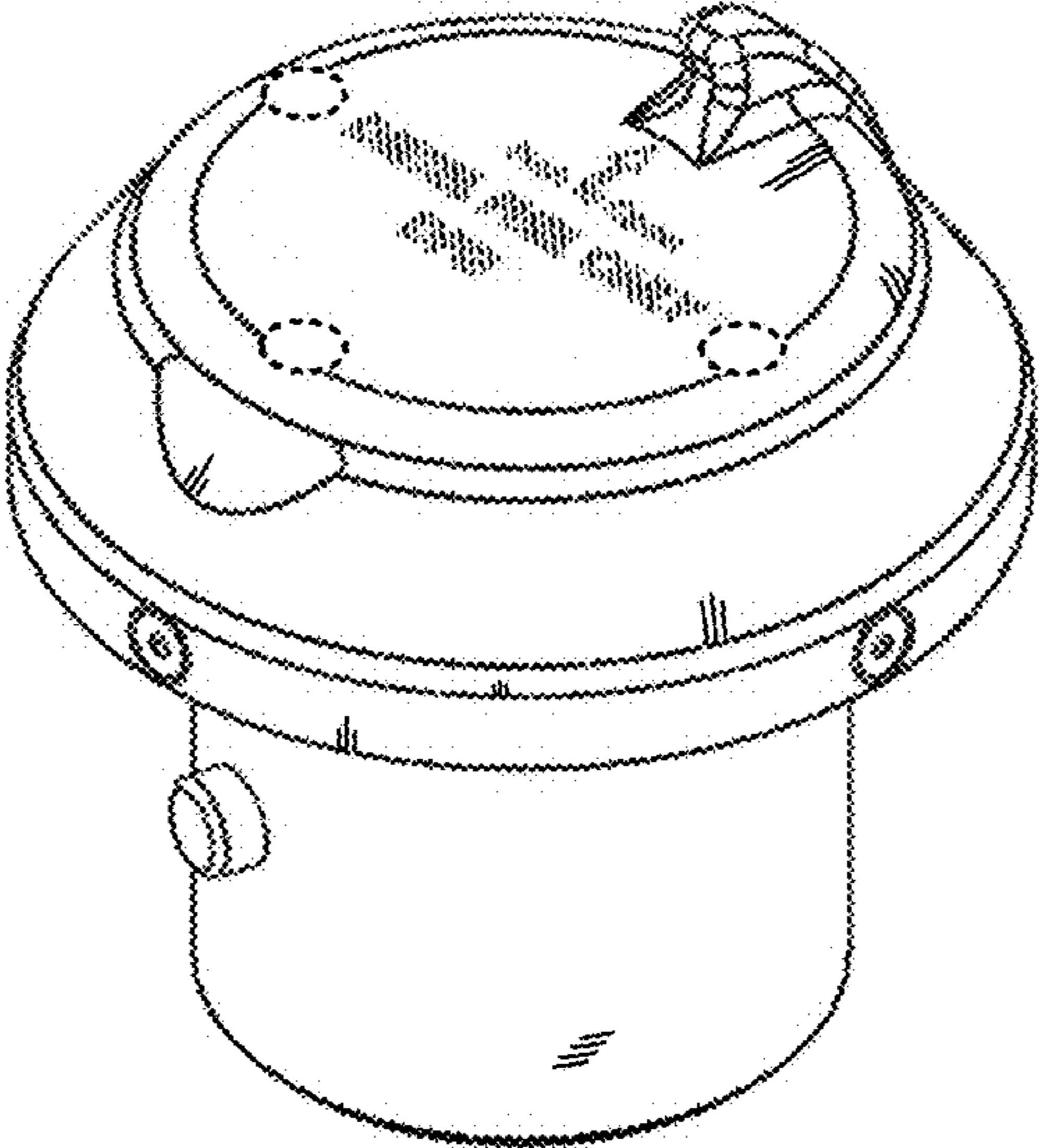


FIG. 1

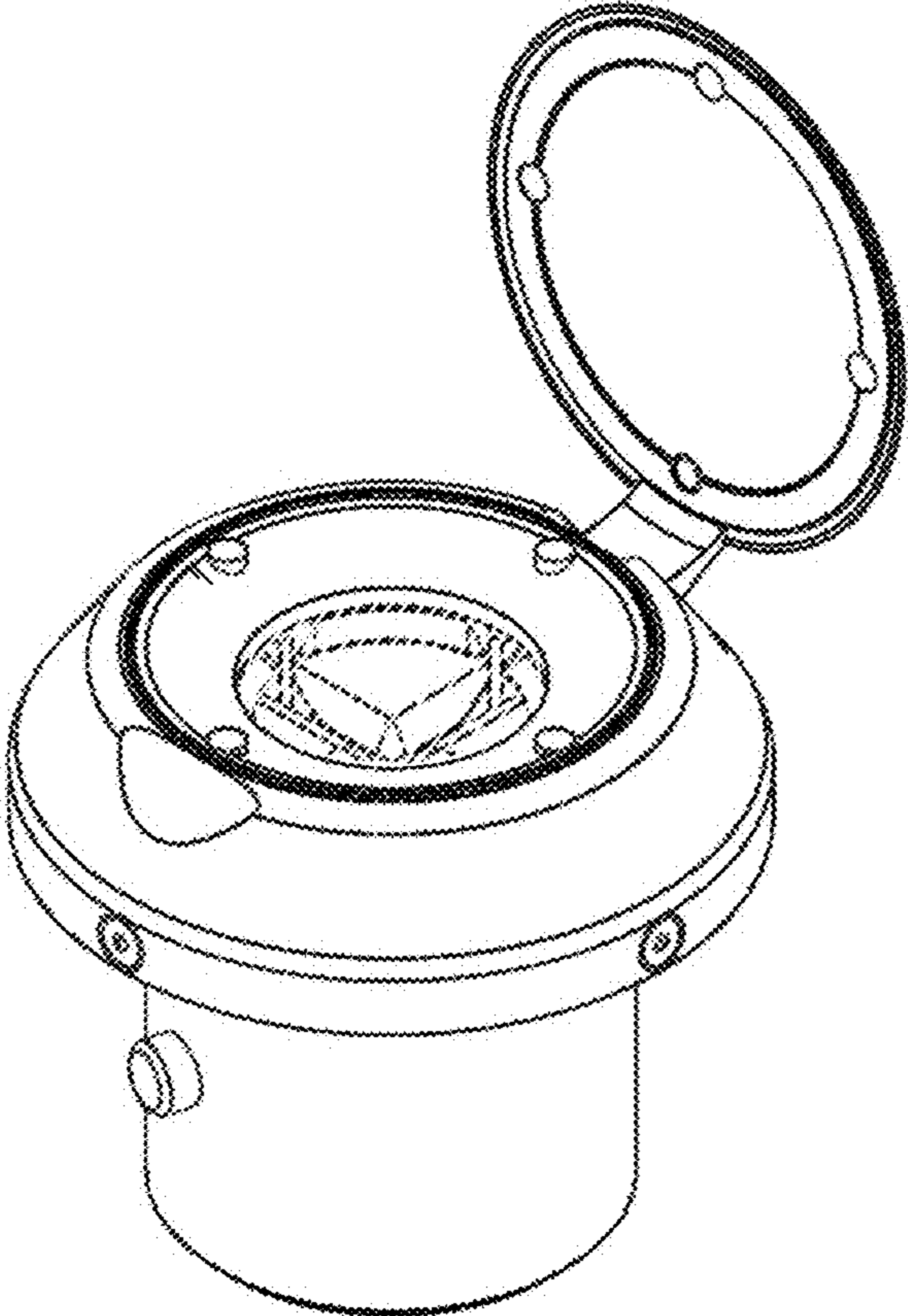


FIG. 2

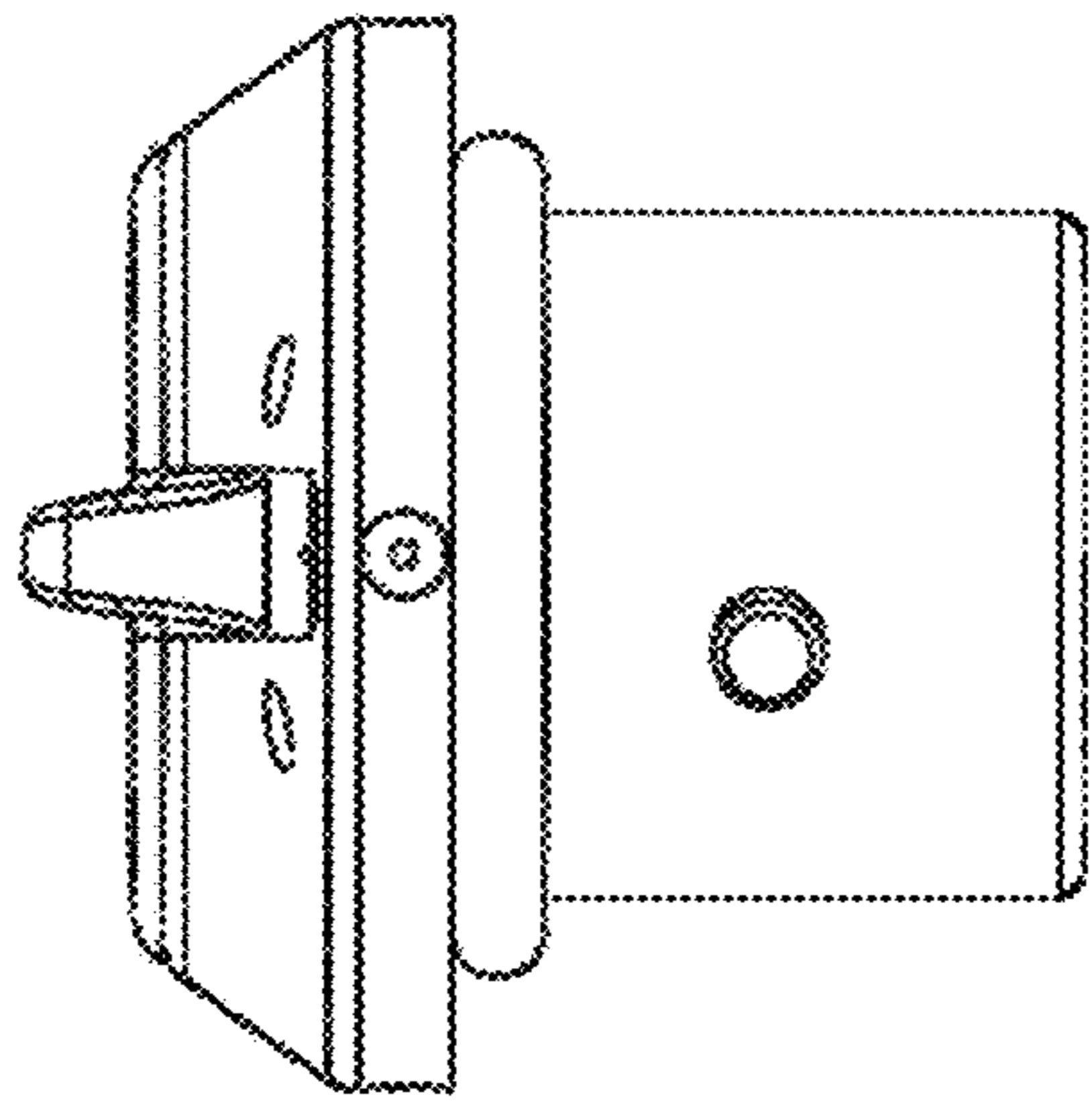


FIG. 4

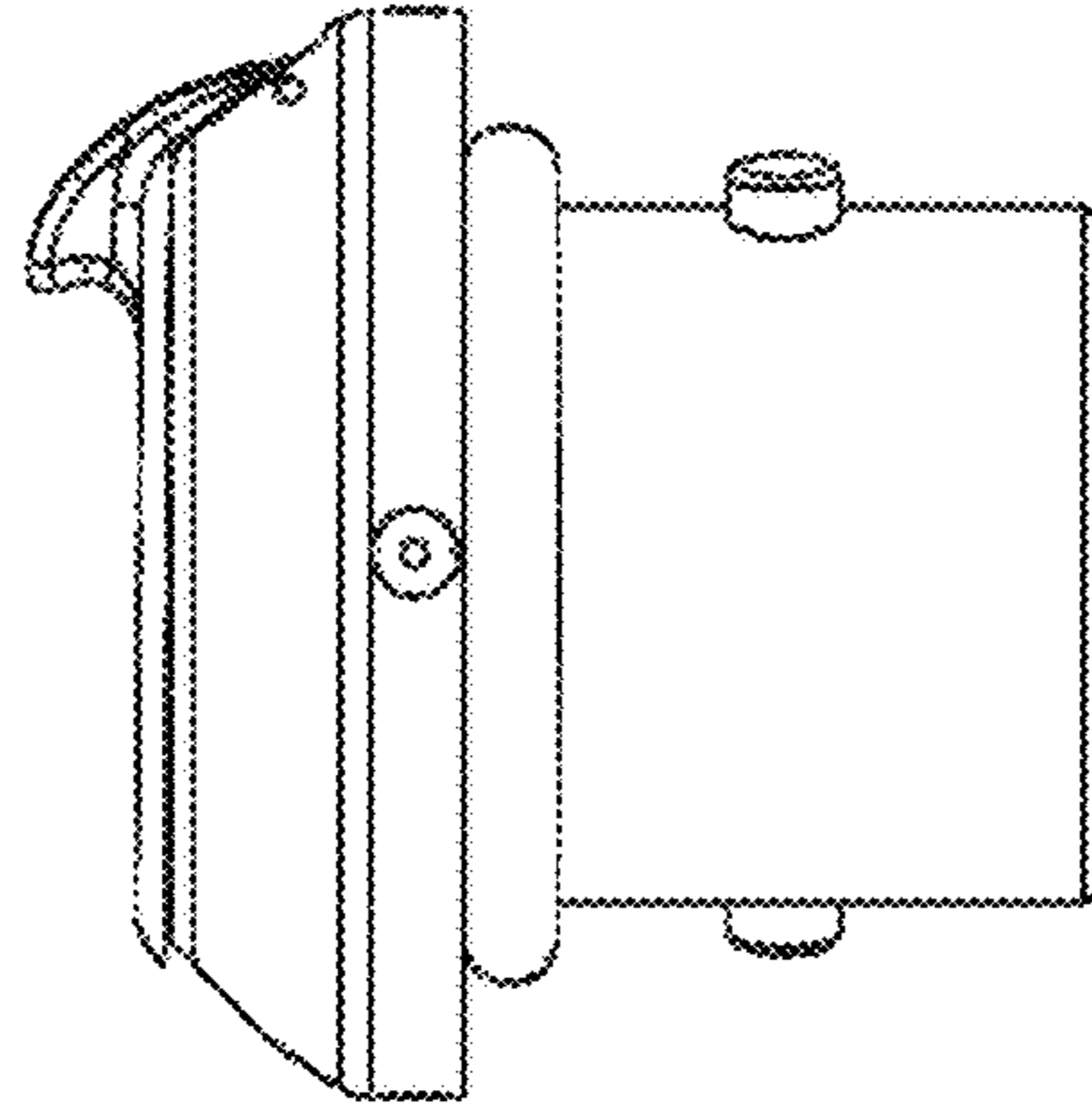


FIG. 6

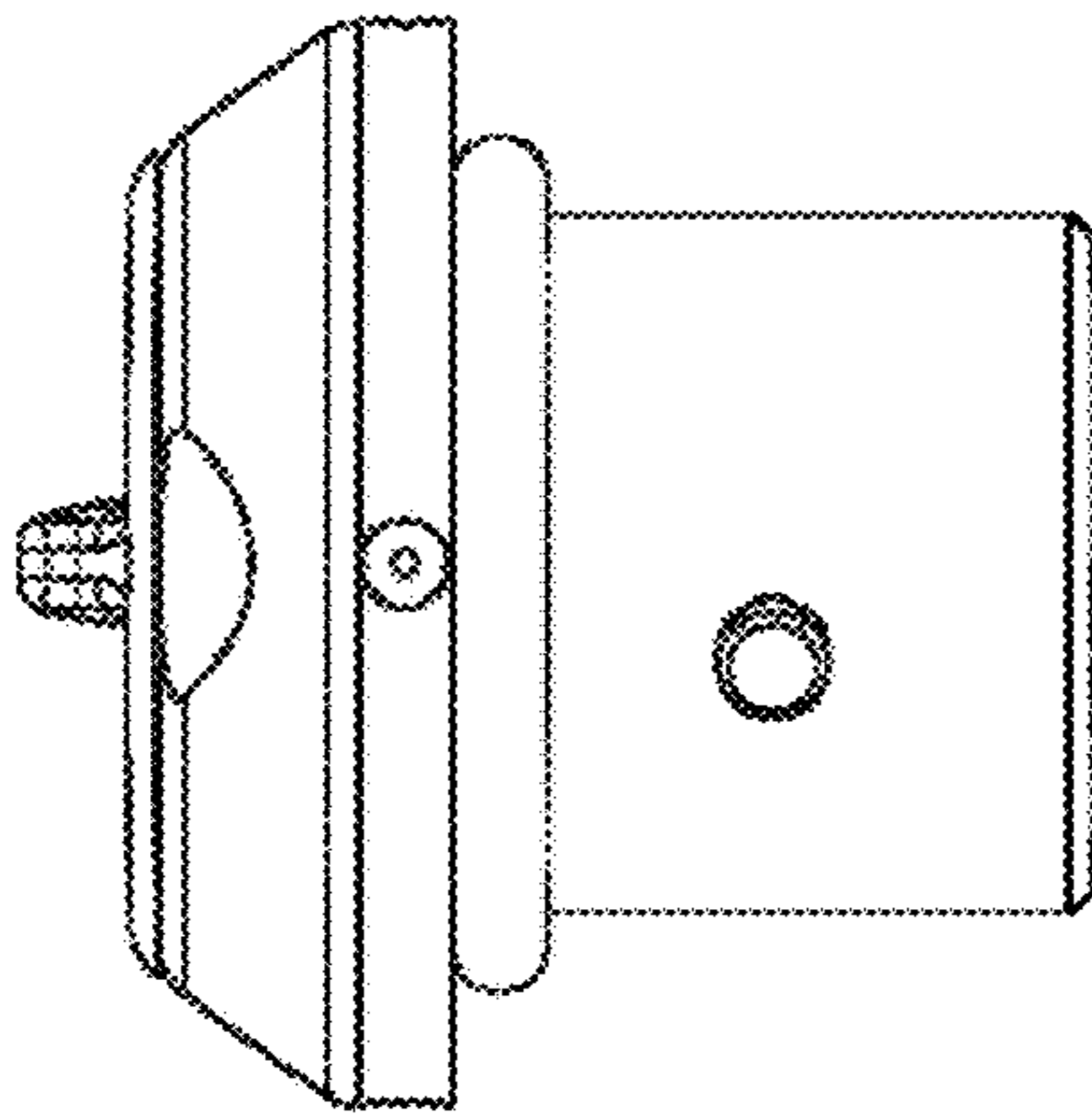


FIG. 3

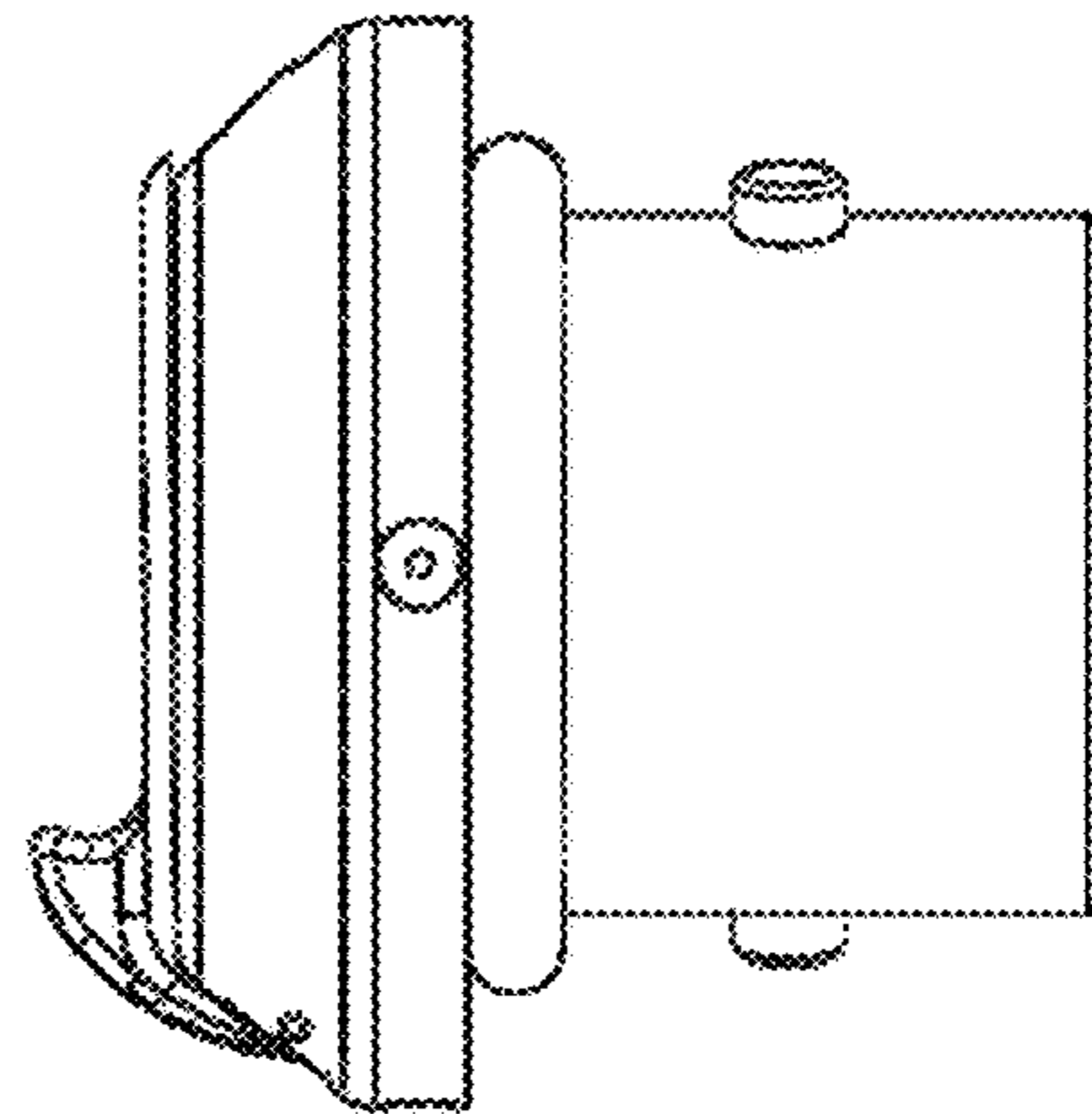


FIG. 5

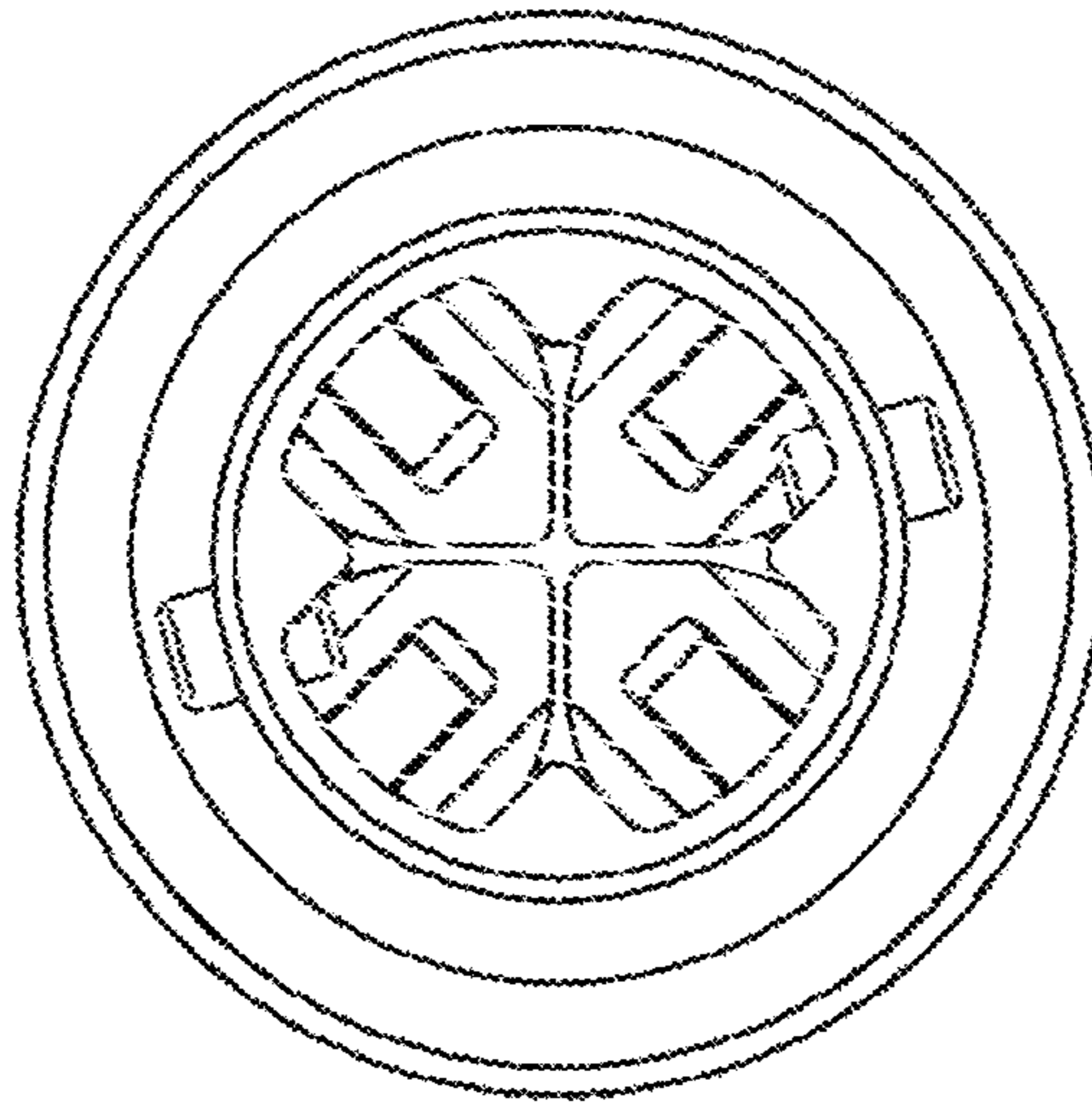


FIG. 8

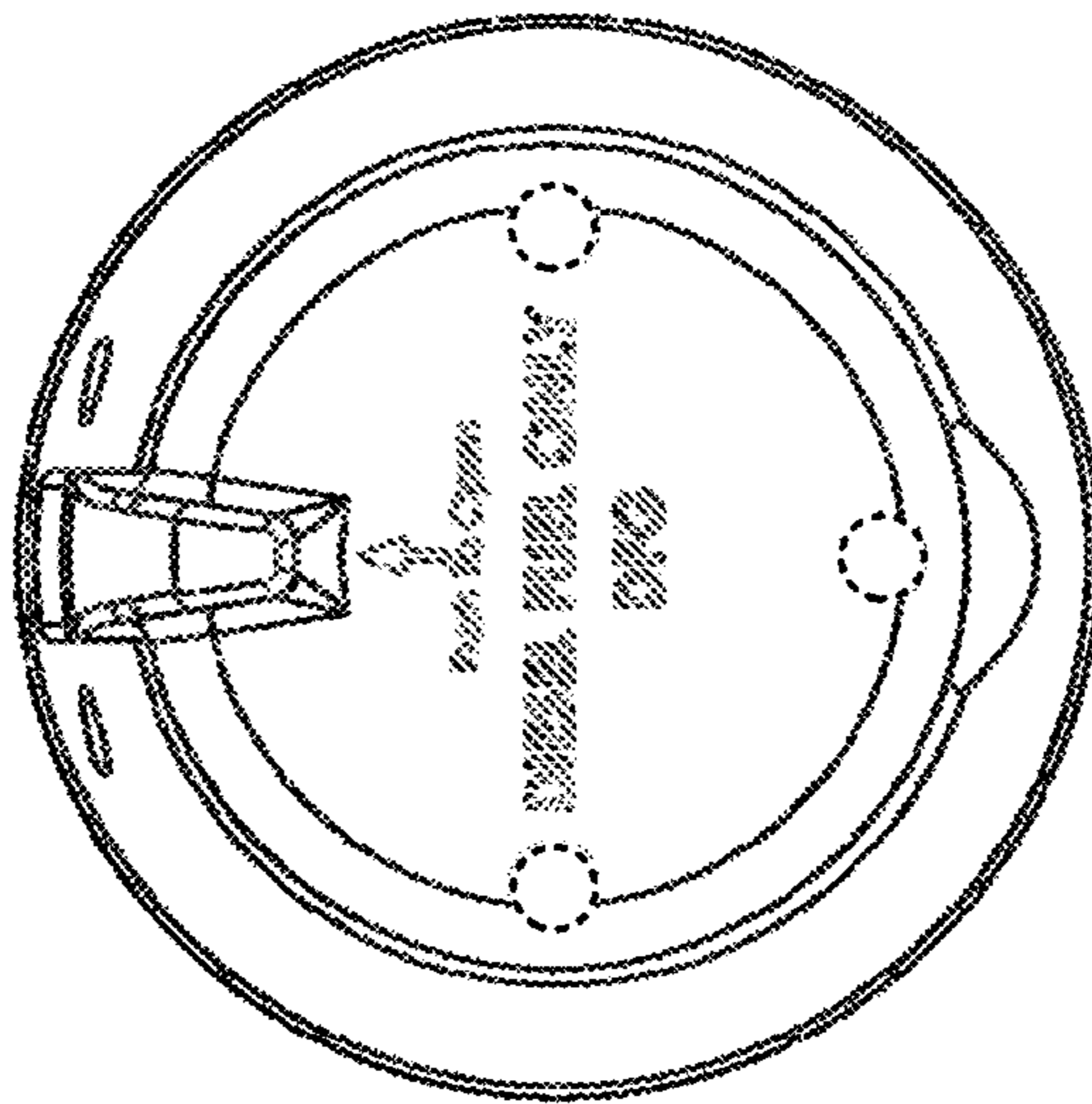


FIG. 7