

US00D822038S

(12) **United States Design Patent** (10) **Patent No.:** **US D822,038 S**
Nanjappan et al. (45) **Date of Patent:** **** Jul. 3, 2018**

- | | |
|--|---|
| <p>(54) DISPLAY SCREEN OR PORTION THEREOF WITH GRAPHICAL USER INTERFACE</p> <p>(71) Applicant: OTIS ELEVATOR COMPANY, Farmington, CT (US)</p> <p>(72) Inventors: Ezhil Nanjappan, Farmington, CT (US); Lara Siopis, West Hartford, CT (US); Ashley Chapman, Plainville, CT (US)</p> <p>(73) Assignee: OTIS ELEVATOR COMPANY, Farmington, CT (US)</p> | <p>D735,754 S 8/2015 Chaudhri et al.
 D738,911 S 9/2015 Phelan et al.
 D742,917 S 11/2015 Perez et al.
 D749,610 S * 2/2016 Lee D14/486
 D754,153 S 4/2016 Moon et al.
 D754,154 S 4/2016 Moon et al.
 D754,155 S 4/2016 Moon et al.
 D754,157 S 4/2016 Moon et al.
 D754,158 S 4/2016 Moon et al.
 D757,738 S * 5/2016 Carter D14/485
 D768,667 S 10/2016 Lim
 D788,115 S * 5/2017 Hyman D14/485
 D789,389 S * 6/2017 Kim D14/486
 2017/0168683 A1* 6/2017 Yu G06F 3/04845</p> |
|--|---|

* cited by examiner

(**) Term: **15 Years**

Primary Examiner — Richelle G Shelton

(21) Appl. No.: **29/585,300**

(74) *Attorney, Agent, or Firm* — Cantor Colburn LLP

(22) Filed: **Nov. 22, 2016**

(57) **CLAIM**

(51) **LOC (11) Cl.** **14-04**

The ornamental design for a display screen or portion thereof with graphical user interface, as shown and described.

(52) **U.S. Cl.**

USPC **D14/485**

(58) **Field of Classification Search**

USPC D14/485–495

CPC G06F 3/0482

See application file for complete search history.

DESCRIPTION

(56) **References Cited**

U.S. PATENT DOCUMENTS

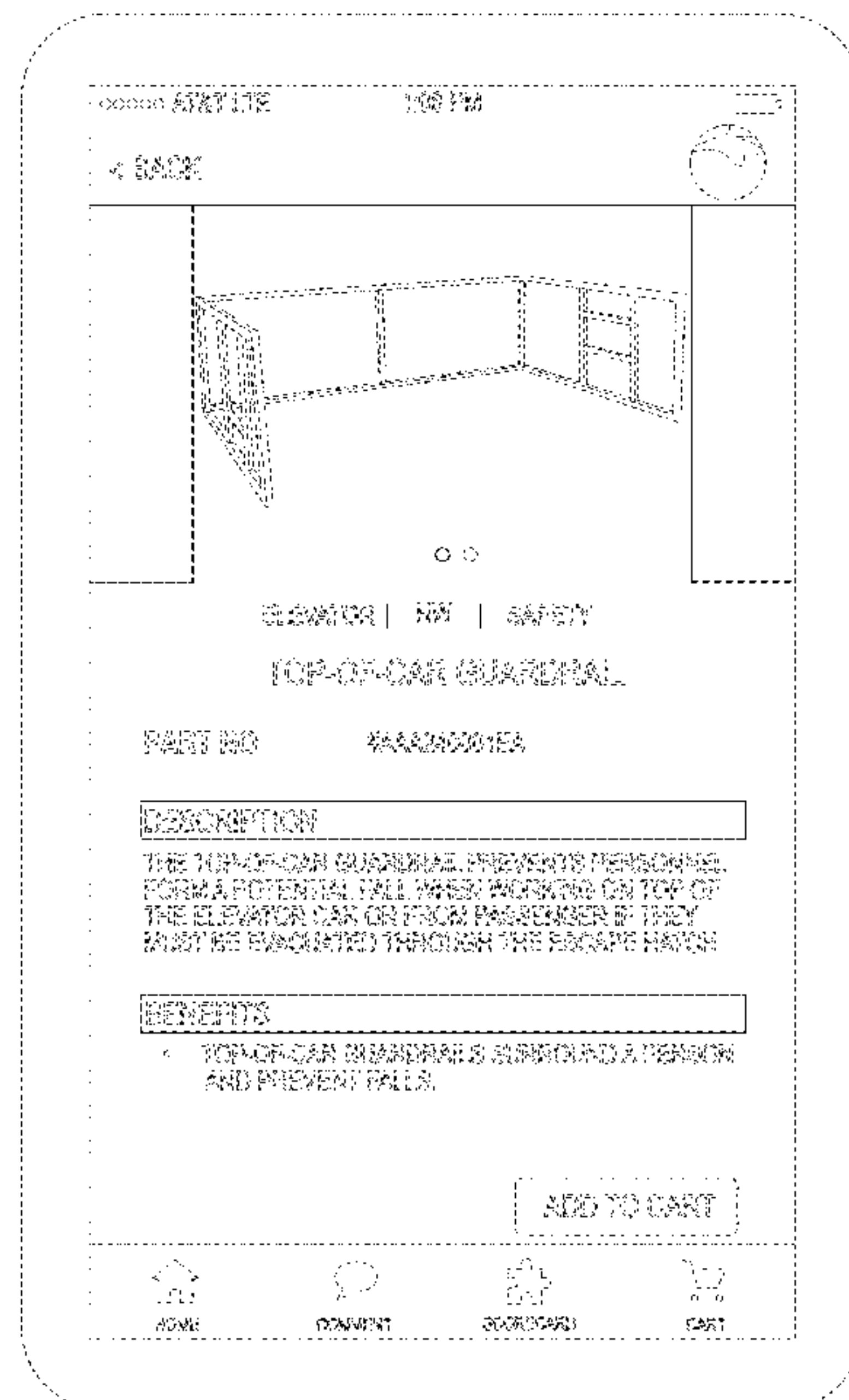
- | | | | |
|------------|-----------|------------------|---------|
| D499,151 S | 11/2004 | Arabian | |
| D544,870 S | * 6/2007 | Evans | D14/485 |
| D594,468 S | 6/2009 | Bamford et al. | |
| D606,086 S | * 12/2009 | Agnetta | D14/485 |
| D677,678 S | * 3/2013 | Esterly | D14/485 |
| D689,480 S | 9/2013 | Akana et al. | |
| D689,897 S | 9/2013 | Fong et al. | |
| D696,271 S | 12/2013 | Lee et al. | |
| D735,747 S | 8/2015 | McCormack et al. | |

FIG. 1 is a front view of a display screen or portion thereof with graphical user interface showing our new design in accordance with a first embodiment; and, FIG. 2 is a front view of a display screen or portion thereof with graphical user interface showing our new design in accordance with a second embodiment.

The broken lines show the display screen or portion thereof and elements of the graphical user interface that form no part of the claimed design.

The solid areas of greyscale represent a contrast in appearance.

1 Claim, 2 Drawing Sheets



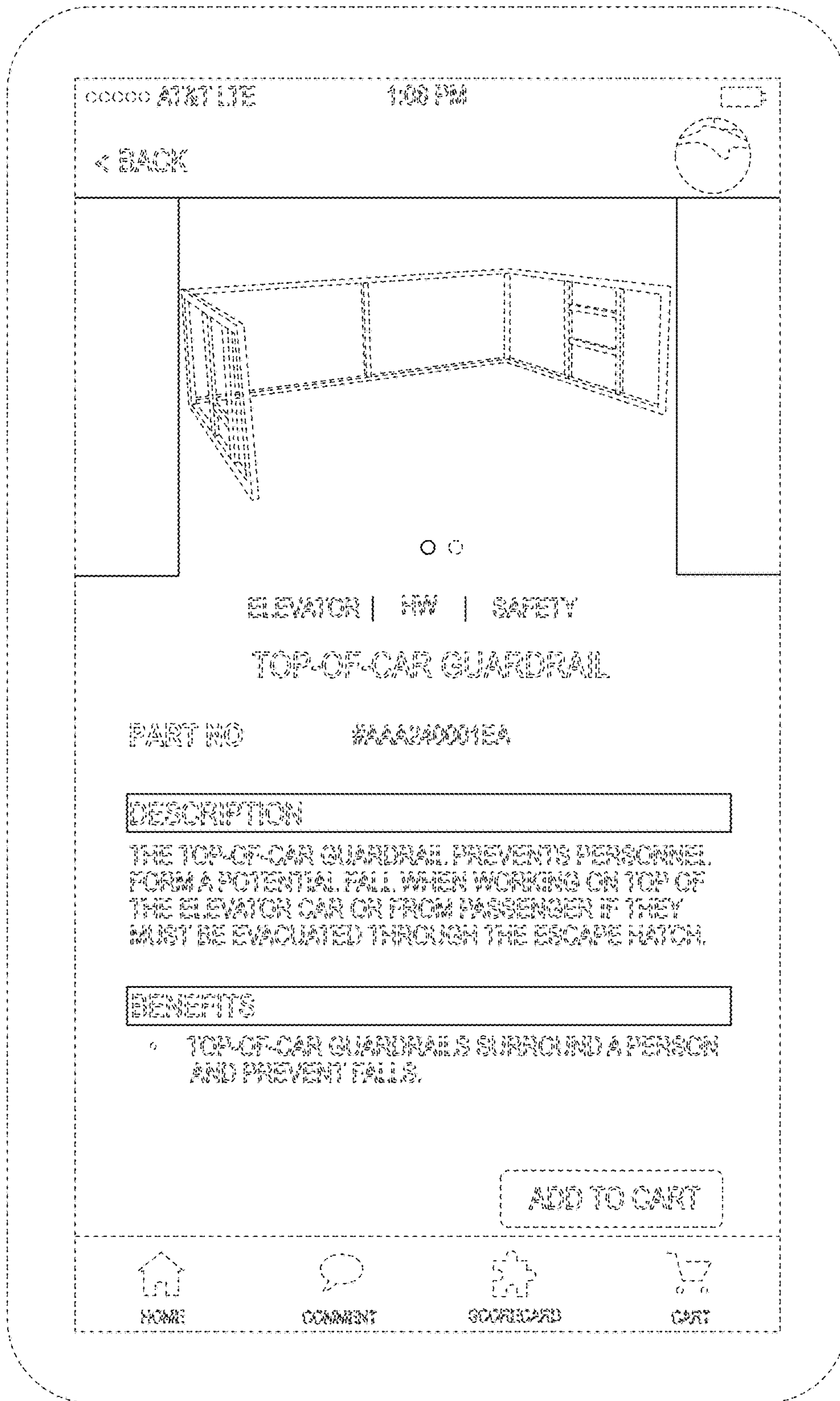


FIG. 1

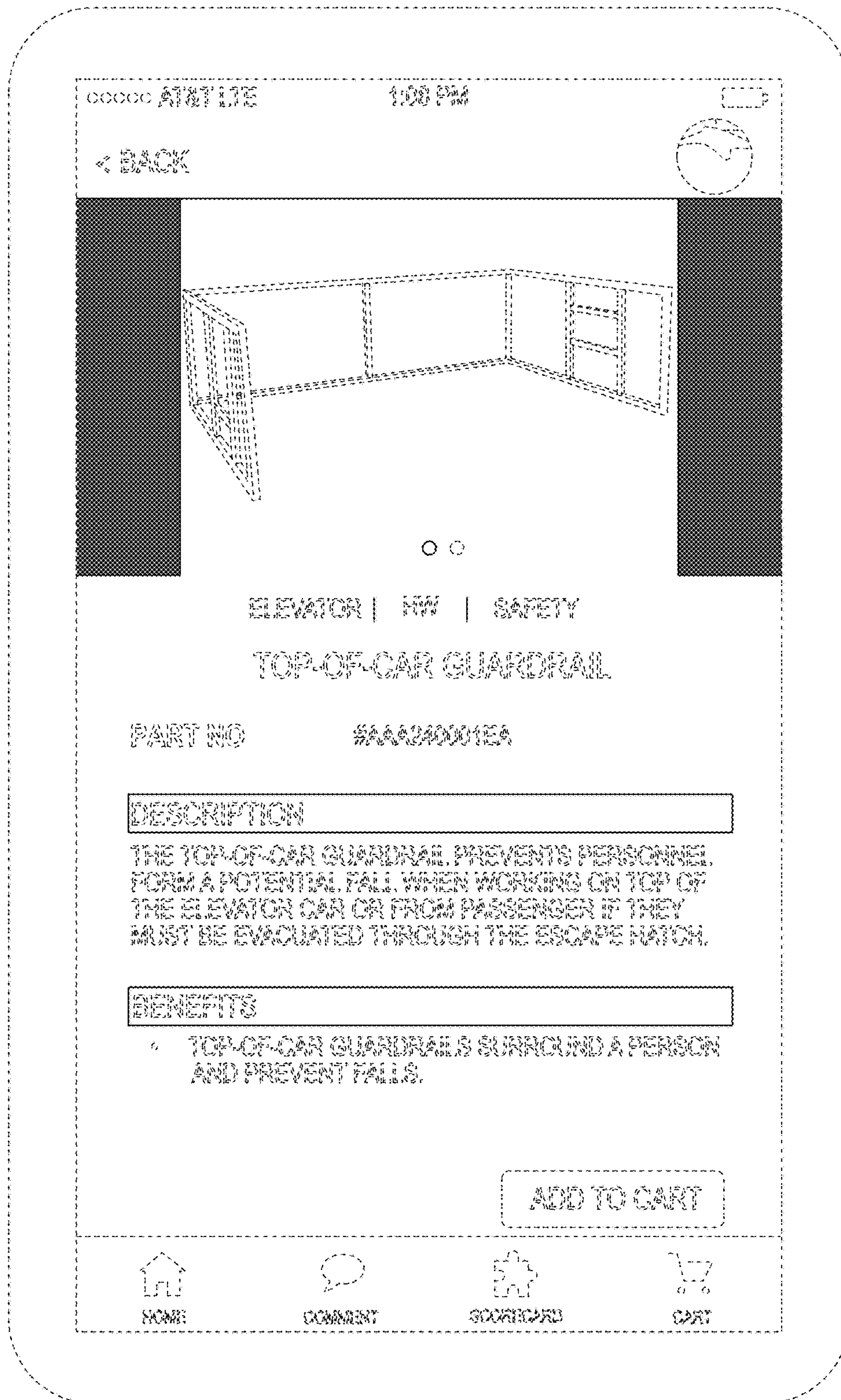


FIG. 2