



US00D822015S

(12) **United States Design Patent** (10) **Patent No.:** **US D822,015 S**
Biddle et al. (45) **Date of Patent:** **** Jul. 3, 2018**

(54) **ELECTRONIC DEVICE**
(71) Applicant: **Amazon Technologies, Inc.**, Seattle, WA (US)
(72) Inventors: **Jonathan Howard Biddle**, San Francisco, CA (US); **Marc Rene Walliser**, San Francisco, CA (US); **Christopher Green**, San Francisco, CA (US)

D692,881 S * 11/2013 Akana D14/341
D738,371 S * 9/2015 Akana D14/341
D746,281 S * 12/2015 Kim D14/341
D746,282 S * 12/2015 Kim D14/341
D746,283 S * 12/2015 Cha D14/341
D753,105 S * 4/2016 Chang D14/203.7
D760,715 S * 7/2016 Chang D14/203.7
D770,410 S * 11/2016 Yu D14/138 G
D779,483 S * 2/2017 Wall D14/341
D783,600 S * 4/2017 Green D14/341
D803,830 S * 11/2017 Cho D14/341

(73) Assignee: **Amazon Technologies, Inc.**, Seattle, WA (US)

(**) Term: **15 Years**

(21) Appl. No.: **29/537,646**

(22) Filed: **Aug. 27, 2015**

(51) **LOC (11) Cl.** **14-02**

(52) **U.S. Cl.**
USPC **D14/341**

(58) **Field of Classification Search**
USPC D14/341-347, 137, 138 R, 138 AA, D14/138 C, 138 G, 496, 203.1, 203.3, D14/203.4, 203.7, 129, 130, 147, 218, D14/248, 389, 388, 426, 420, 440; D10/65, 104.1; D18/6, 7; D21/324, 329, D21/330; 455/556.1, 556.2, 566, 575.1, 455/90.3; 379/433.04, 433.01, 433.06, 379/916; 345/173, 901, 905; 361/679.26, 670.3, 679.55, 679.56
CPC H04M 1/00; H04M 11/066; H04M 1/2478; H04M 1/72519; H04M 2201/38; H04M 2250/22; G06F 15/00

See application file for complete search history.

(56) **References Cited**

U.S. PATENT DOCUMENTS

D665,764 S * 8/2012 Shi D14/138 G
D672,738 S * 12/2012 Lau D14/138 G

OTHER PUBLICATIONS

The Canadian Office Action dated May 20, 2016 for Canadian Design Patent Application No. 166986, a counterpart foreign application of Design U.S. Appl. No. 29/537,646, 1 page.
The Indian Office Action dated Jun. 20, 2016 for Indian Design Patent Application No. 280901, a counterpart foreign application of Design U.S. Appl. No. 29/537,646, 10 pages.

* cited by examiner

Primary Examiner — Katie Jane Stofko

(74) *Attorney, Agent, or Firm* — Lee & Hayes, PLLC


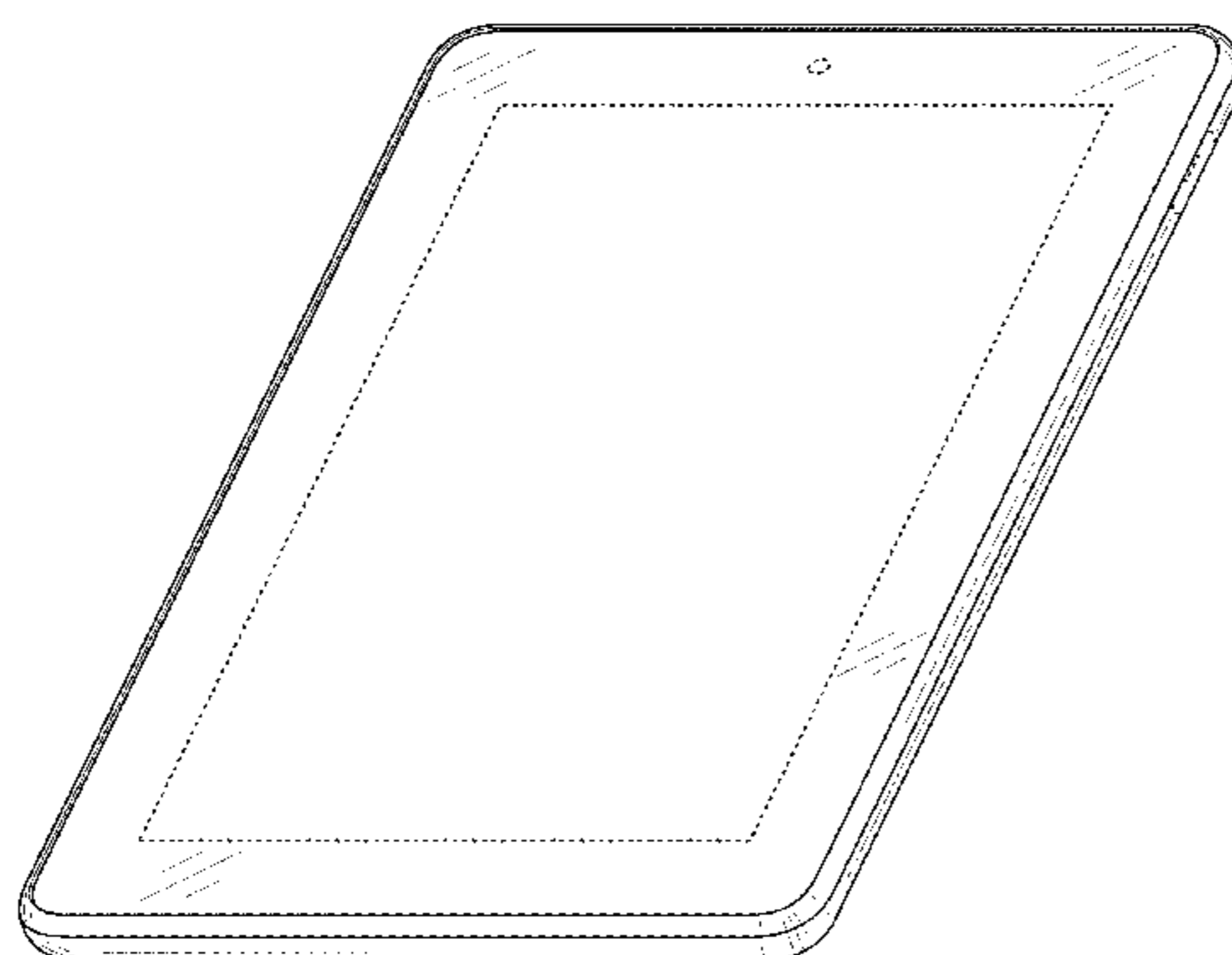
(57) **CLAIM**

The ornamental design for an electronic device, as shown and described.

DESCRIPTION

FIG. 1 is a front perspective view of an electronic device; FIG. 2 is a back perspective view of the electronic device; FIG. 3 is a front view of the electronic device; FIG. 4 is a back view of the electronic device; FIG. 5 is a left-side view of the electronic device; FIG. 6 is a right-side view of the electronic device; FIG. 7 is a top view of the electronic device; and, FIG. 8 is a bottom view of the electronic device. The broken lines in FIGS. 1-7 illustrate portions of the electronic device that form no part of the claimed design.

1 Claim, 6 Drawing Sheets



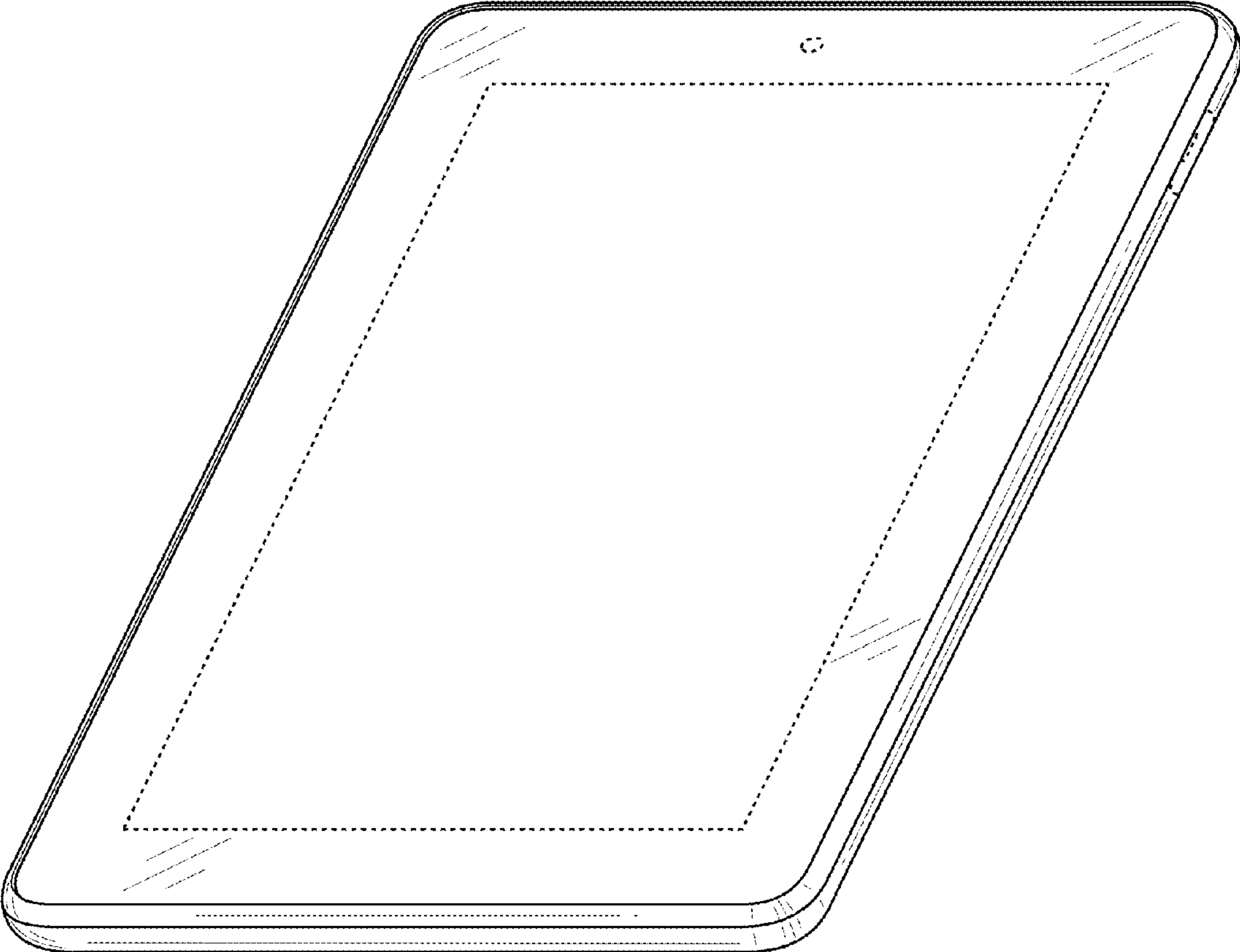


FIG. 1

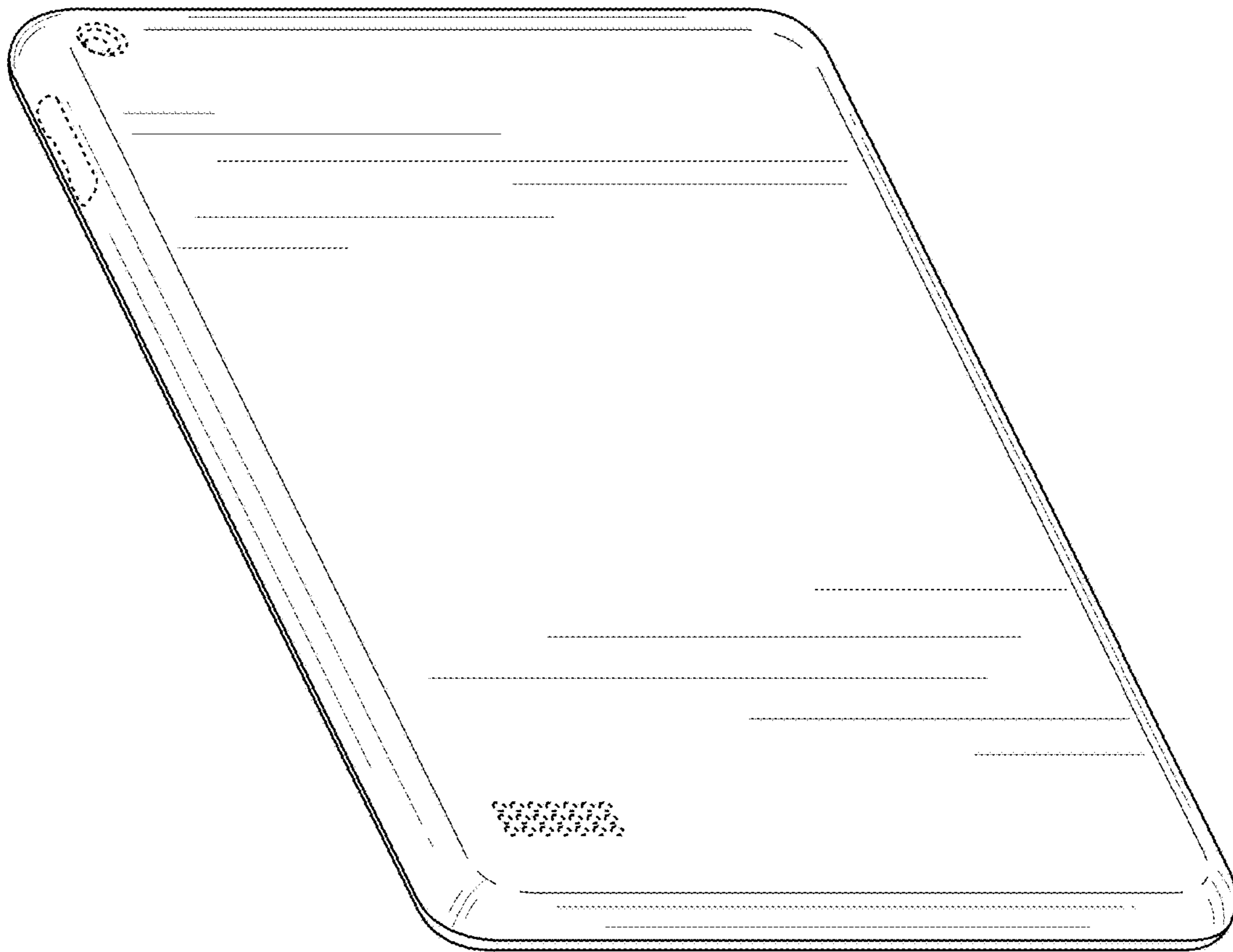


FIG. 2




FIG. 3




FIG. 4




FIG. 5




FIG. 6



FIG. 7

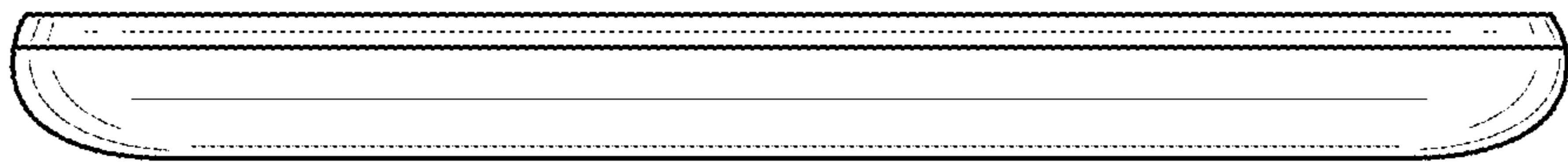


FIG. 8