



US00D822013S

(12) **United States Design Patent**
Kim et al.

(10) **Patent No.:** **US D822,013 S**
(45) **Date of Patent:** **** Jul. 3, 2018**

(54) **CASE FOR ELECTRONIC DEVICES**

(71) Applicants: **Dae-Young Kim**, Seoul (KR); **Soo Ha Jung**, Seoul (KR)

(72) Inventors: **Dae-Young Kim**, Seoul (KR); **Soo Ha Jung**, Seoul (KR)

(73) Assignee: **SPIGEN KOREA CO., LTD.**,
Bongeunsa-ro, Gangnam-gu, Seoul (KR)

(*) Notice: This patent is subject to a terminal disclaimer.

(**) Term: **15 Years**

(21) Appl. No.: **29/575,353**

(22) Filed: **Aug. 24, 2016**

Related U.S. Application Data

(63) Continuation of application No. 29/518,393, filed on Feb. 23, 2015, now Pat. No. Des. 806,060.

(51) **LOC (11) Cl.** **14-03**

(52) **U.S. Cl.**
USPC **D14/250**

(58) **Field of Classification Search**

USPC D14/143, 189, 203.2–203.7, 217, 238.1,
D14/240, 248, 250, 251–253, 440, 447,
D14/496; D13/103, 107–108, 119;
D3/201, 218, 247, 269, 273, 301, 303
CPC A45C 1/06; A45C 11/00; A45C 13/02;
A45C 2011/002; A45F 2005/026; A45F
2200/0525; A45F 2200/0516; H04B
1/3888; H04M 1/0283; H04M 1/0202

See application file for complete search history.

(56) **References Cited**

U.S. PATENT DOCUMENTS

D619,361 S 7/2010 Andre et al.
D655,281 S 3/2012 Turocy

(Continued)

OTHER PUBLICATIONS

<https://www.amazon.com/Spigen-Hybrid-Galaxy-Flexible-Reinforced/dp/B00USAPL1K/>—Earliest review date of Apr. 7, 2015.*

(Continued)

Primary Examiner — Manpreet S Matharu

Assistant Examiner — Mojtaba Tehrani

(74) *Attorney, Agent, or Firm* — Heedong Chae; Lucem, PC

(57) **CLAIM**

The ornamental design for a case for electronic devices, as shown and described.

DESCRIPTION

FIG. 1 is a front perspective view of a case for electronic devices showing my new design;

FIG. 2 is a rear perspective view thereof;

FIG. 3 is a front elevational view thereof;

FIG. 4 is a rear elevational view thereof;

FIG. 5 is a left side elevational view thereof;

FIG. 6 is a right side elevational view thereof;

FIG. 7 is a top plan view thereof;

FIG. 8 is a bottom plan view thereof;

FIG. 9 is a front perspective view of the inner shell of the case;

FIG. 10 is a rear perspective view of the inner shell of the case;

FIG. 11 is a front perspective view of the outer frame of the case;

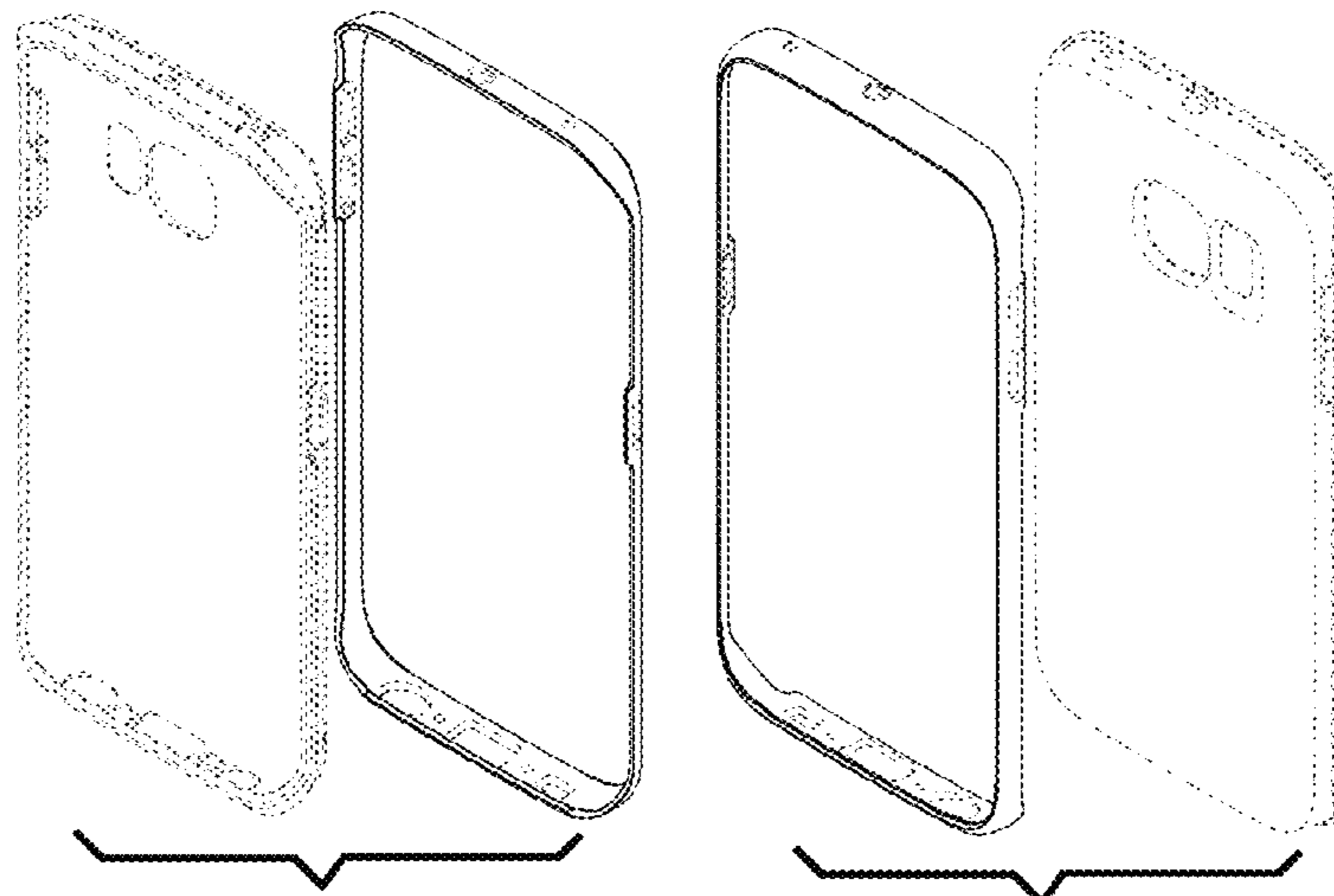
FIG. 12 is a rear perspective view of the outer frame of the case;

FIG. 13 is an exploded front perspective view thereof; and,

FIG. 14 is an exploded rear perspective view thereof.

The broken line in the figure drawings represents unclaimed environment only and forms no part of the claimed design.

1 Claim, 14 Drawing Sheets



(56)

References Cited

U.S. PATENT DOCUMENTS

D714,273 S 9/2014 Kim et al.
 D722,312 S * 2/2015 Tages D14/250
 D746,273 S 12/2015 Herbst
 D746,274 S 12/2015 Herbst
 D749,068 S 2/2016 Zaborski et al.
 D749,535 S 2/2016 Joung et al.
 D749,557 S 2/2016 Feng
 9,350,409 B2 * 5/2016 Shin H04B 1/3888
 D763,187 S * 8/2016 Ryan D13/103
 D763,241 S 8/2016 Kim
 D763,242 S 8/2016 Kim
 D763,837 S 8/2016 Choe et al.
 D765,627 S 9/2016 Watt
 D765,638 S 9/2016 Gaylord et al.
 D765,645 S * 9/2016 Kim D14/250
 D766,819 S * 9/2016 Gjovik D13/103
 D767,485 S 9/2016 To et al.
 D771,611 S 11/2016 Chang et al.
 9,480,319 B2 11/2016 Dining et al.

D776,649 S * 1/2017 Kim D14/250
 D777,155 S * 1/2017 Kim D14/250
 D777,716 S * 1/2017 Kim D14/250
 D777,717 S * 1/2017 Kim D14/250
 D789,345 S * 6/2017 Kim D14/250
 D797,715 S * 9/2017 Kim D14/250
 D806,060 S * 12/2017 Kim D14/250
 D806,061 S * 12/2017 Kim D14/250
 2015/0245522 A1 8/2015 Kang et al.
 2015/0365123 A1 12/2015 Kim et al.
 2016/0269516 A1 * 9/2016 Kim H04M 1/04
 2016/0374443 A1 * 12/2016 Kim A45C 11/182
 206/38

OTHER PUBLICATIONS

<http://www.spigen.com/collections/galaxy-s6-edge/products/galaxy-s6-edge-case-neo-hybrid-cc?variant=1161422373>. Earliest review date of Jan. 1, 2015.

* cited by examiner

FIG. 1

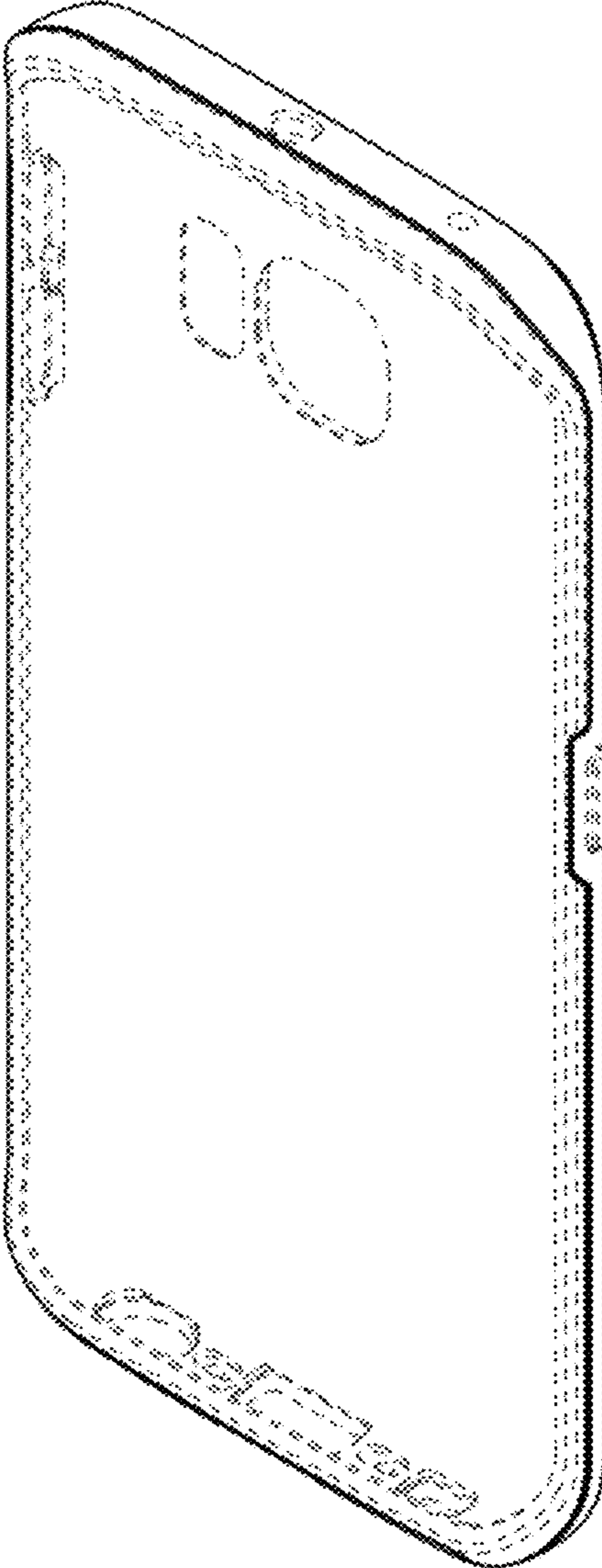


FIG. 2

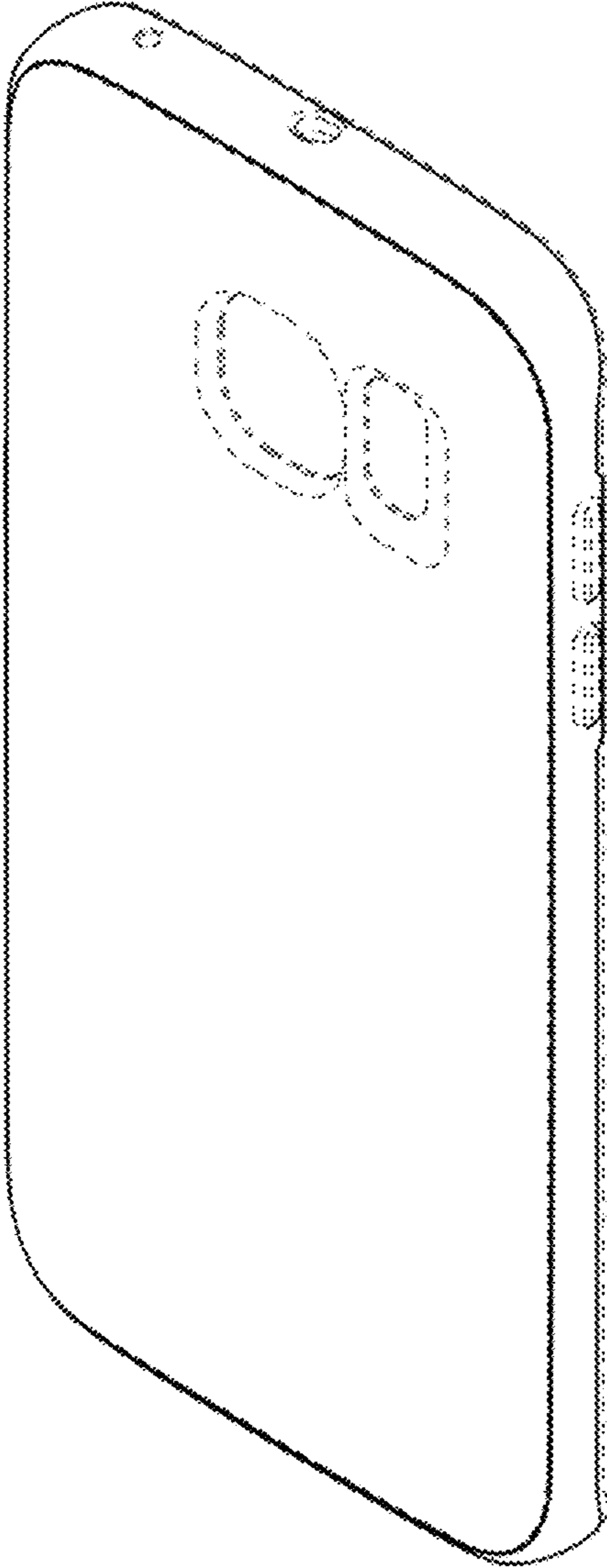


FIG. 3




FIG. 4




FIG. 5




FIG. 6




FIG. 7



FIG. 8



FIG. 9




FIG. 10




FIG. 11




FIG. 12




FIG. 13

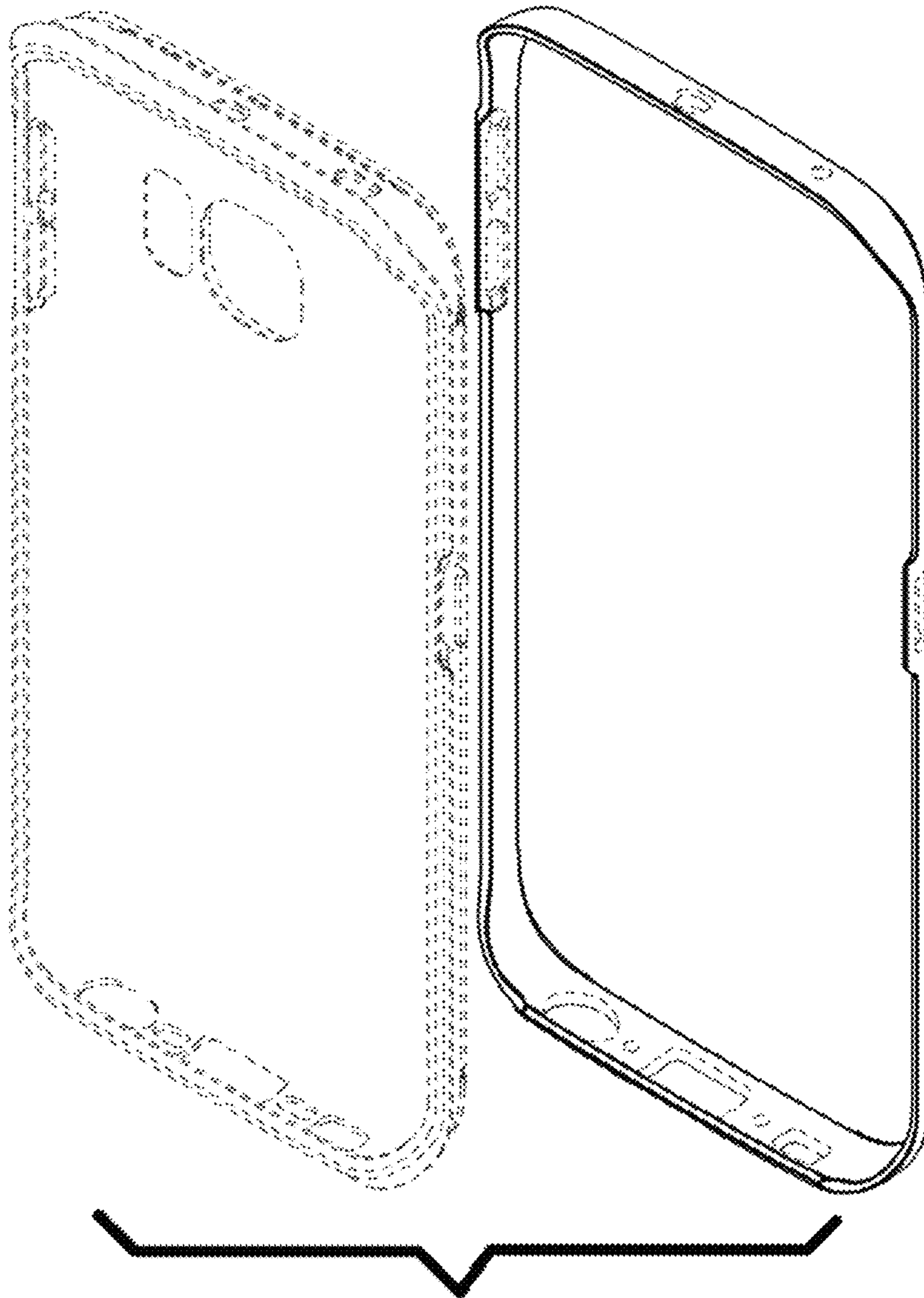


FIG. 14

