

US00D822004S

(12) **United States Design Patent** (10) **Patent No.:** **US D822,004 S**
Tan (45) **Date of Patent:** **** Jul. 3, 2018**

(54) **WIRELESS SPEAKER**

(56) **References Cited**

(71) Applicant: **Universal Wisdom Tech. (Beijing) Co., Ltd, Beijing (CN)**

U.S. PATENT DOCUMENTS

(72) Inventor: **Gates Tan, Beijing (CN)**

(73) Assignee: **Universal Wisdom Tech. (Beijing) Co., Ltd. (CN)**

D237,009 S *	9/1975	Izuhara	D14/198
D317,768 S *	6/1991	Davidson	D14/216
D465,469 S *	11/2002	Heath	D10/104.1
D512,406 S *	12/2005	Shimizu	D14/167
D726,687 S *	4/2015	Minarik	D14/192
D727,297 S *	4/2015	Valeur	D14/216
D801,308 S *	10/2017	Ahn	D14/216
D813,192 S *	3/2018	Zeng	D14/204
D814,436 S *	4/2018	Wen	D14/150
2014/0193017 A1 *	7/2014	Fortin	H04R 1/021 381/334

(**) Term: **15 Years**

(21) Appl. No.: **29/596,531**

(22) Filed: **Mar. 9, 2017**

* cited by examiner

(51) **LOC (11) Cl.** **14-03**

Primary Examiner — Keli L. Hill

(52) **U.S. Cl.**
USPC **D14/216**

(58) **Field of Classification Search**
USPC D14/167, 168, 170–172, 188, 194–196,
D14/204, 207, 209.1, 210–216, 219, 221,
D14/222, 224, 239, 496; 181/143, 144,
181/147, 148, 150, 153, 157, 198, 199;
381/300–303, 306, 332, 333, 336, 345,
381/361–364, 386–388; 369/6–12
CPC B60R 11/0217; G06F 1/1688; G10K 9/22;
G10K 11/004; H03F 1/327; H04M 1/03;
H04M 1/035; H04N 5/642; H04N
21/4852; H04R 1/02; H04R 1/06; H04R
1/021; H04R 1/025; H04R 1/026; H04R
1/028; H04R 1/105; H04R 1/323; H04R
1/403; H04R 1/2803; H04R 1/2834;
H04R 5/02; H04R 7/20; H04R 9/06;
H04R 9/025; H04R 2201/021; H04R
2400/00; H04R 2400/07; H04R 2499/11;
H04R 2499/13; H04R 2499/15; H04S
3/00; H04S 7/30

(57) **CLAIM**

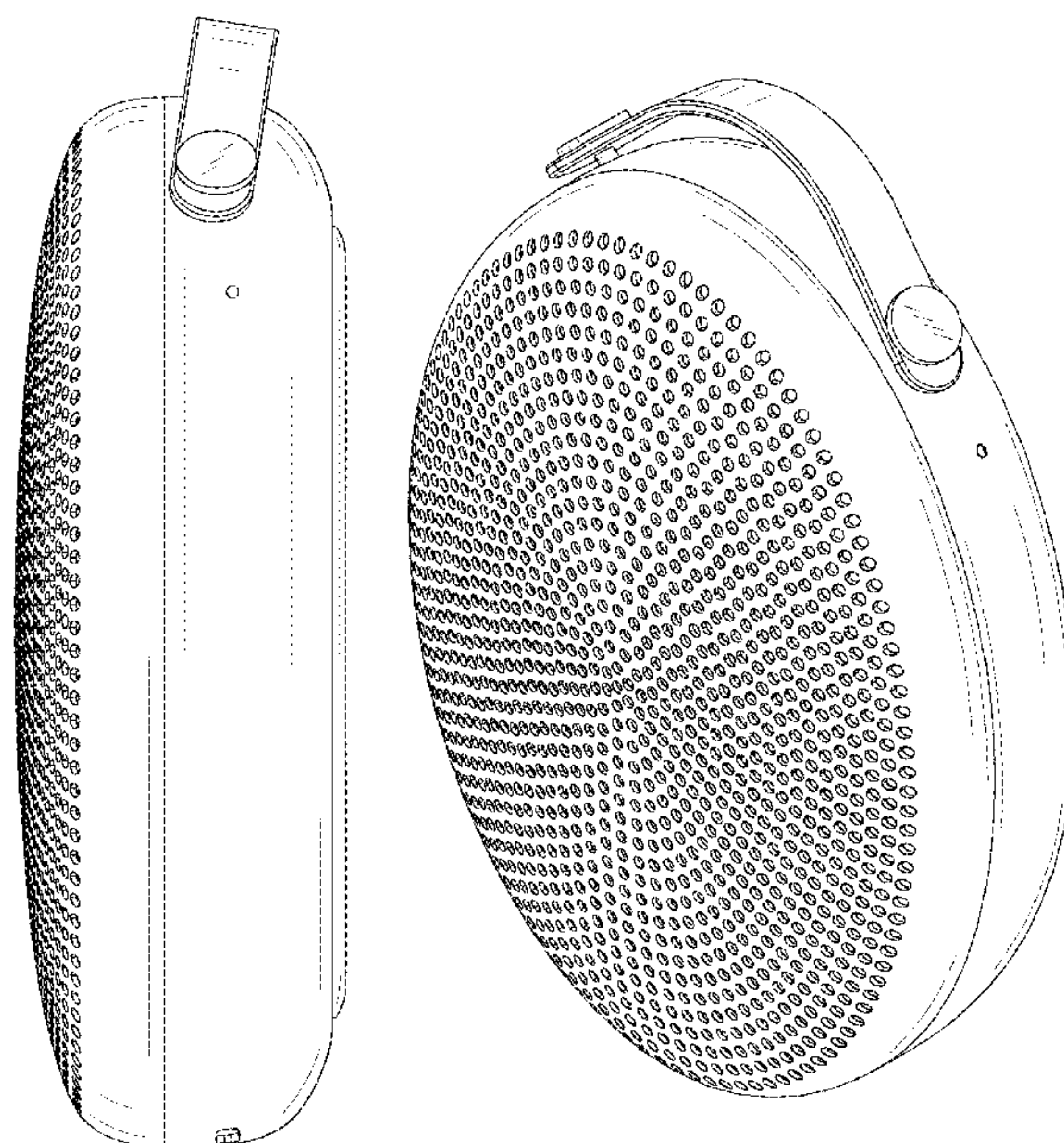
The ornamental design for a wireless speaker, as shown and described.

DESCRIPTION

FIG. 1 is a front view of the wireless speaker showing our new design;
FIG. 2 is a back view thereof;
FIG. 3 is a left side view thereof;
FIG. 4 is a right side view thereof;
FIG. 5 is a top view thereof;
FIG. 6 is a bottom view thereof;
FIG. 7 is a top perspective view thereof; and,
FIG. 8 is a bottom perspective view thereof.

See application file for complete search history.

1 Claim, 6 Drawing Sheets



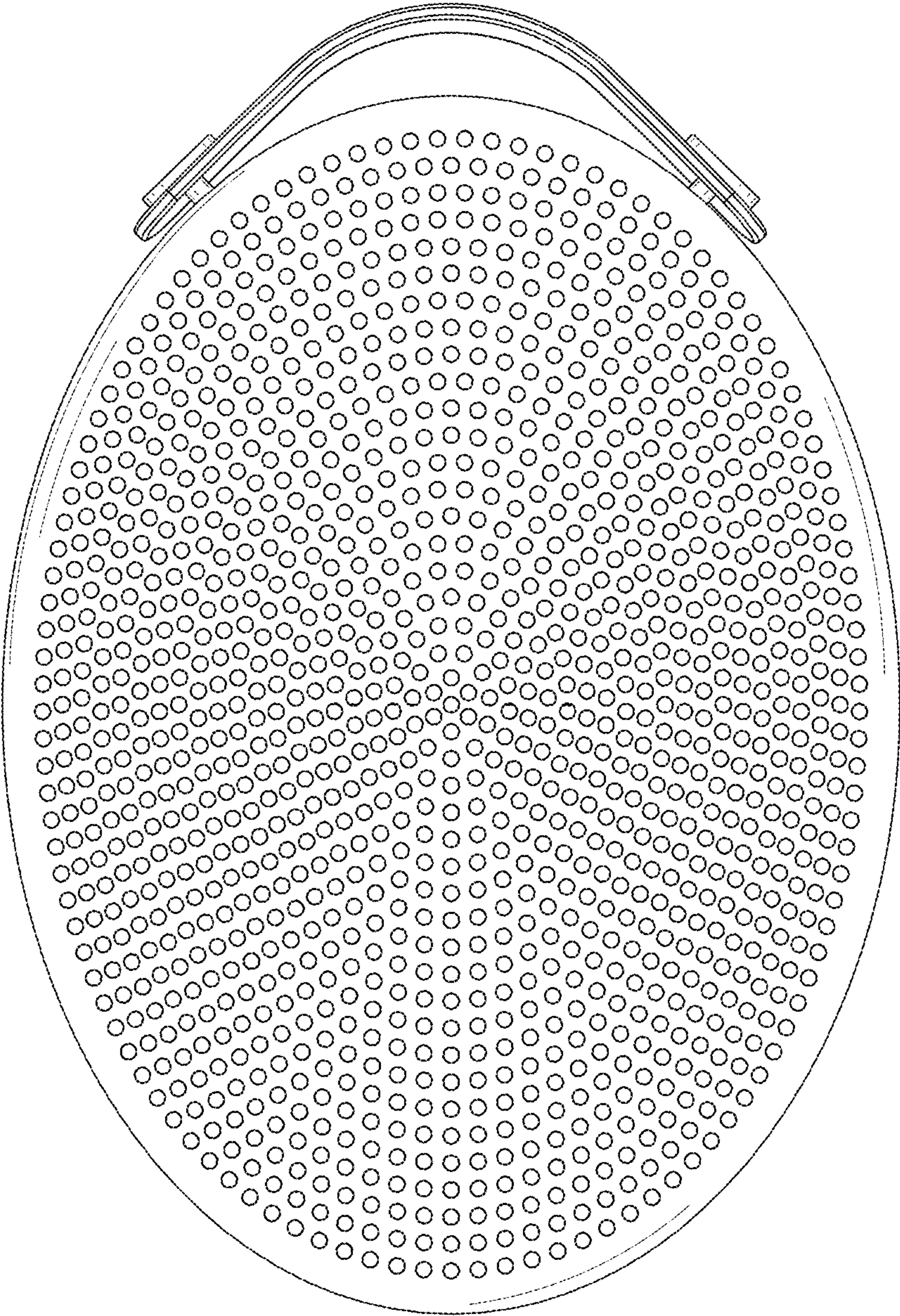


FIG. 1

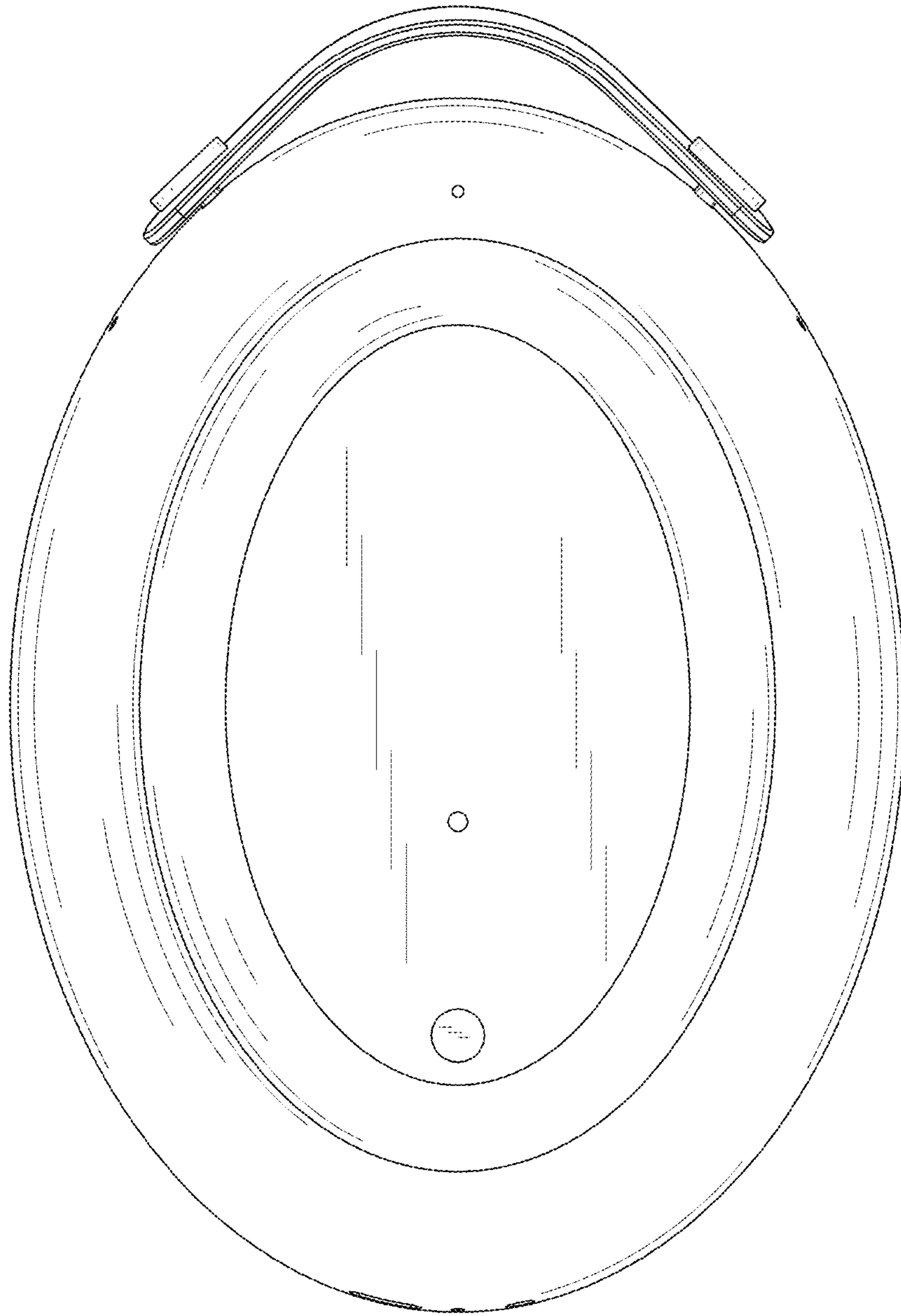


FIG.2




FIG.3




FIG.4

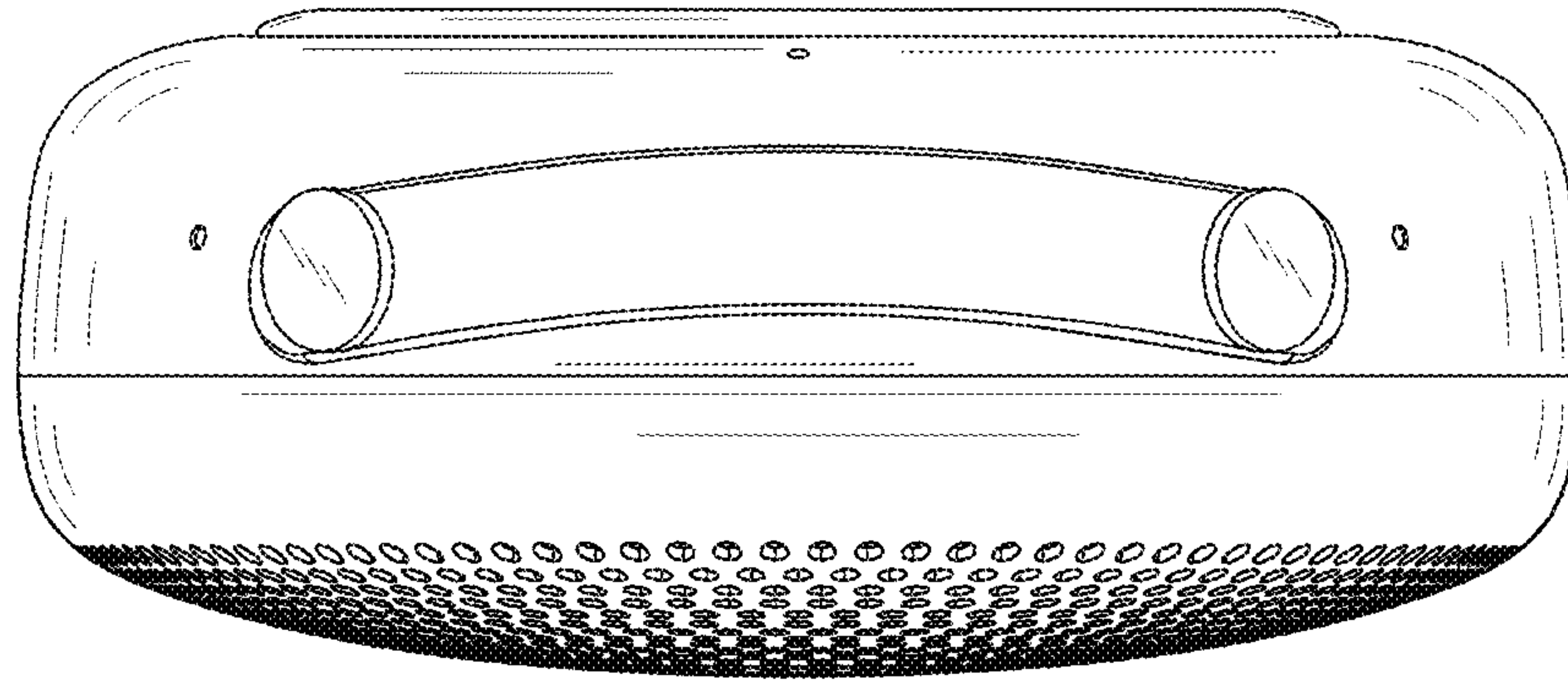


FIG. 5

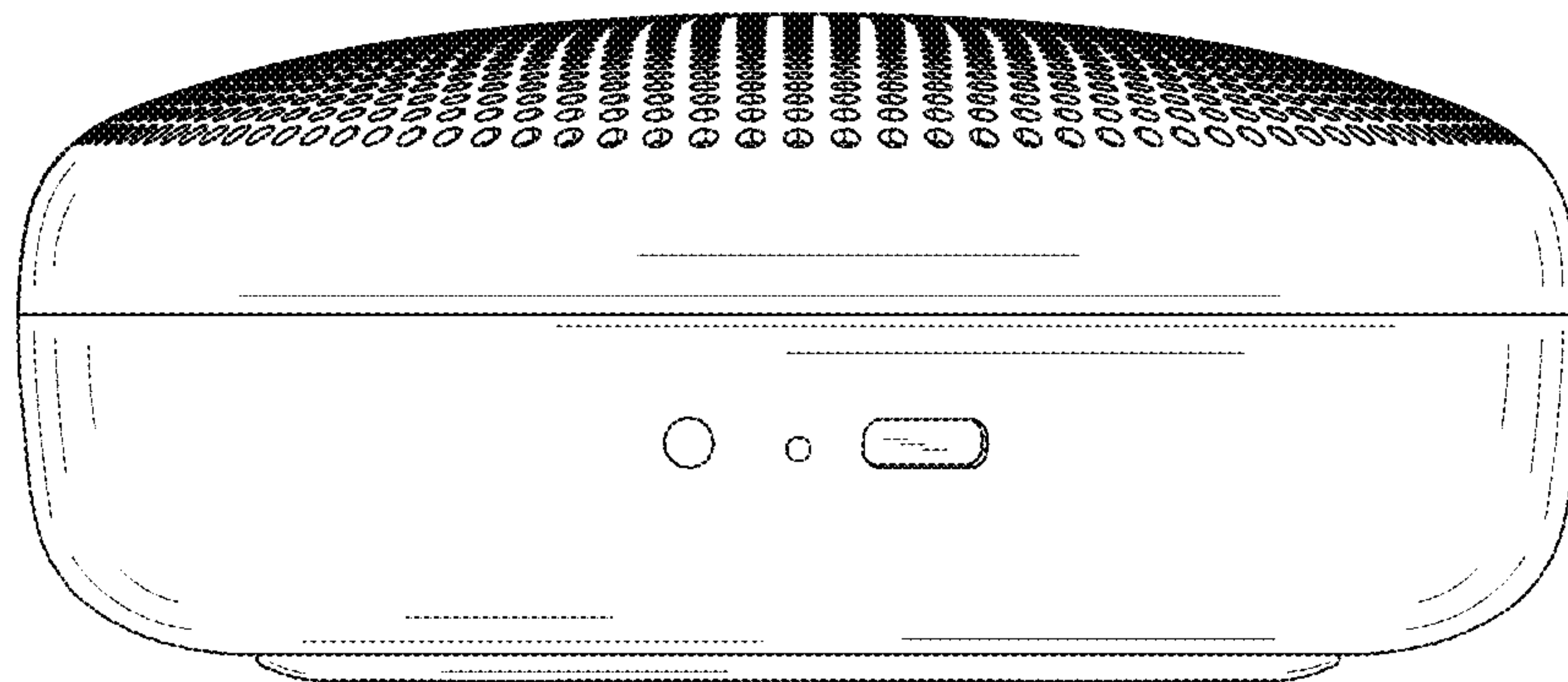


FIG. 6

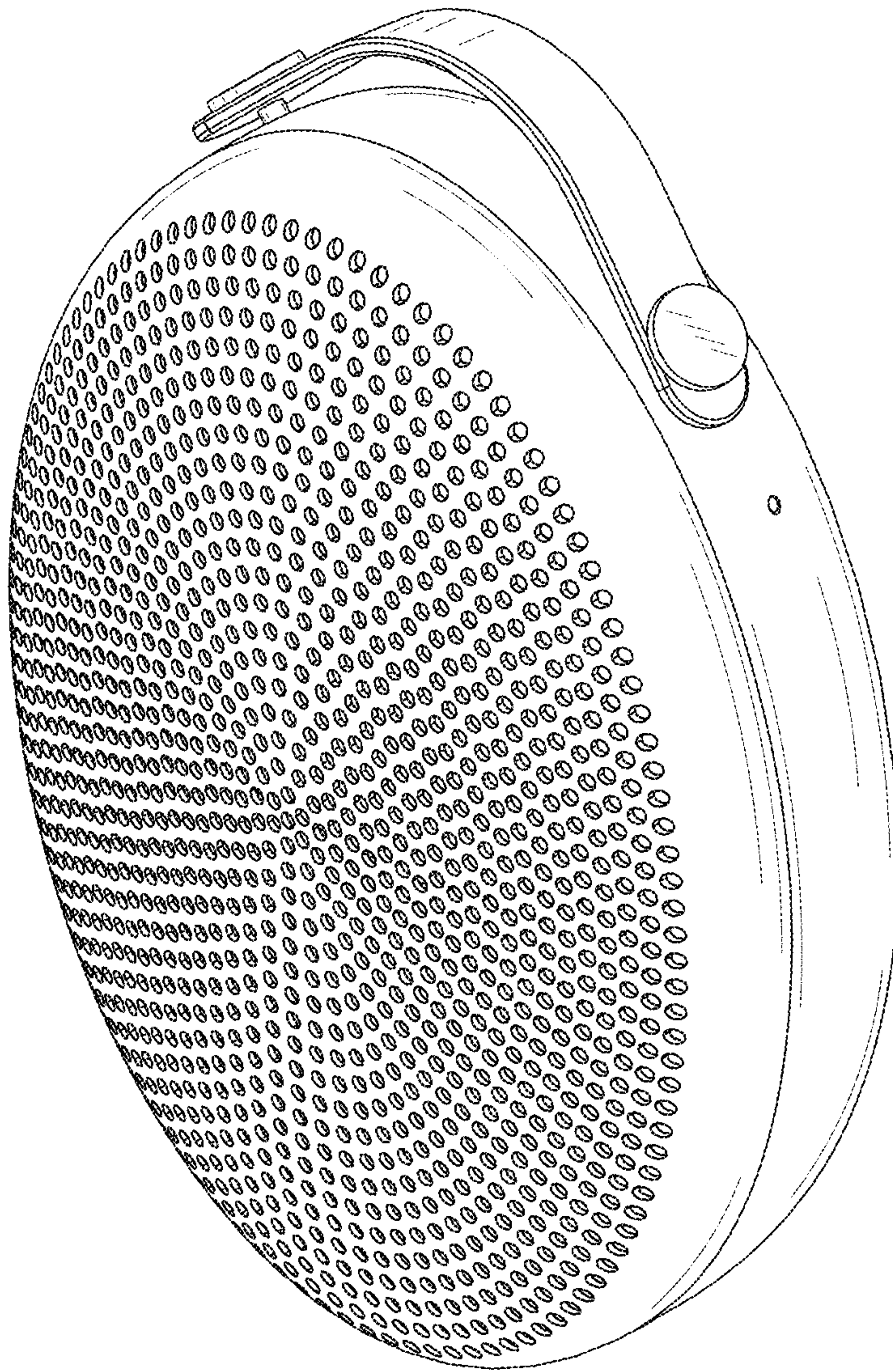


FIG.7

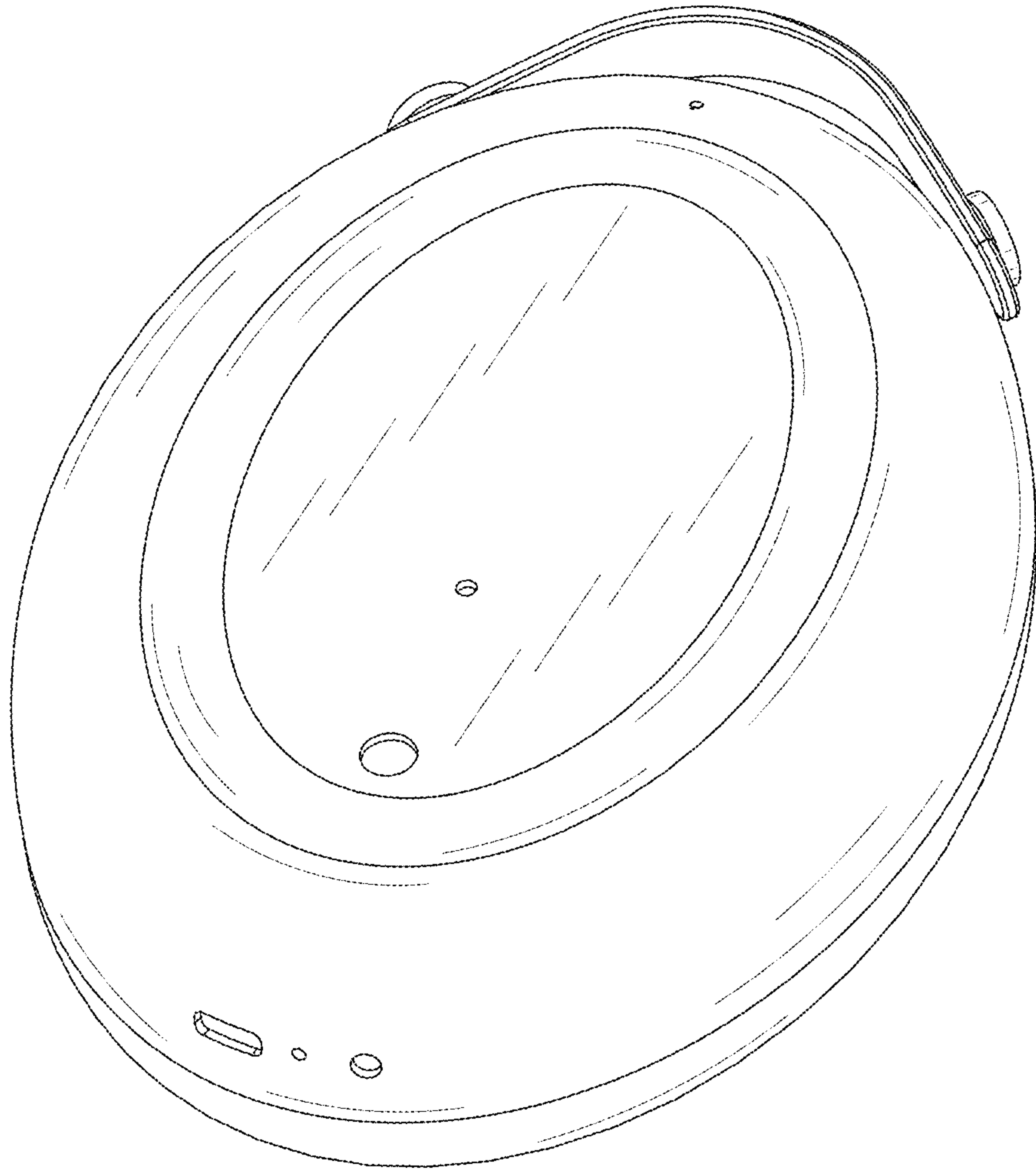


FIG. 8