



US00D821984S

(12) **United States Design Patent**
Mori et al.

(10) **Patent No.:** **US D821,984 S**
(45) **Date of Patent:** **** Jul. 3, 2018**

(54) **REMOTE CONTROLLER FOR AIR
CONDITIONER**

- (71) Applicant: **Mitsubishi Electric Corporation,**
Tokyo (JP)
- (72) Inventors: **Hirofumi Mori,** Tokyo (JP); **Jangryul
Rim,** Tokyo (JP)
- (73) Assignee: **Mitsubishi Electric Corporation,**
Tokyo (JP)
- (**) Term: **15 Years**

- (21) Appl. No.: **29/604,482**
- (22) Filed: **May 17, 2017**

(30) **Foreign Application Priority Data**

Nov. 21, 2016 (JP) 2016-025280

- (51) **LOC (11) Cl.** **14-03**
- (52) **U.S. Cl.**
USPC **D13/168; D10/50**

- (58) **Field of Classification Search**
USPC D13/162, 168; D10/49, 50; D14/218
CPC F24F 11/00; F24F 11/0012; F24F 11/006;
F24F 11/0086; F24F 11/0009; F24F
11/30; F24F 2011/0057; F24F 2011/0073;
F24F 2011/0091; G05B 19/0426; G05B
19/409; G05B 15/02; G06F 1/1601; G06F
3/041; G06F 3/044; G06F 3/0482; G06F
3/0488; G06F 3/0489; G05D 23/1902;
G05D 23/1905; G05D 23/1931; G02F
1/33308; H01H 9/02; H05B 37/02

See application file for complete search history.

(56) **References Cited**

U.S. PATENT DOCUMENTS

D630,169	S	*	1/2011	Nakai	D13/168
D678,219	S	*	3/2013	Higashijima	D13/168
D693,315	S	*	11/2013	Sakai	D13/168
D696,636	S	*	12/2013	Sakai	D13/168
D743,349	S	*	11/2015	Leeland	D10/50
D763,203	S	*	8/2016	Ikegaya	D13/168
9,488,380	B2	*	11/2016	Ino	G05D 23/1905
D786,803	S	*	5/2017	Kim	D13/168
D801,288	S	*	10/2017	Kim	D13/168
D801,940	S	*	11/2017	Aketa	D13/168

* cited by examiner

Primary Examiner — Selina Sikder

(74) *Attorney, Agent, or Firm* — Studebaker & Brackett
PC

(57) **CLAIM**

The ornamental design for a remote controller for air con-
ditioner, as shown and described.

DESCRIPTION

FIG. 1 is a front, top and right side perspective view of a remote controller for air conditioner, showing our new design;

FIG. 2 is a front view thereof;

FIG. 3 is a rear view thereof;

FIG. 4 is a top view thereof; and,

FIG. 5 is a right side view thereof.

The left view is omitted because it is mirror image of the right view. The bottom view is omitted because it is mirror image of the top view.

1 Claim, 5 Drawing Sheets

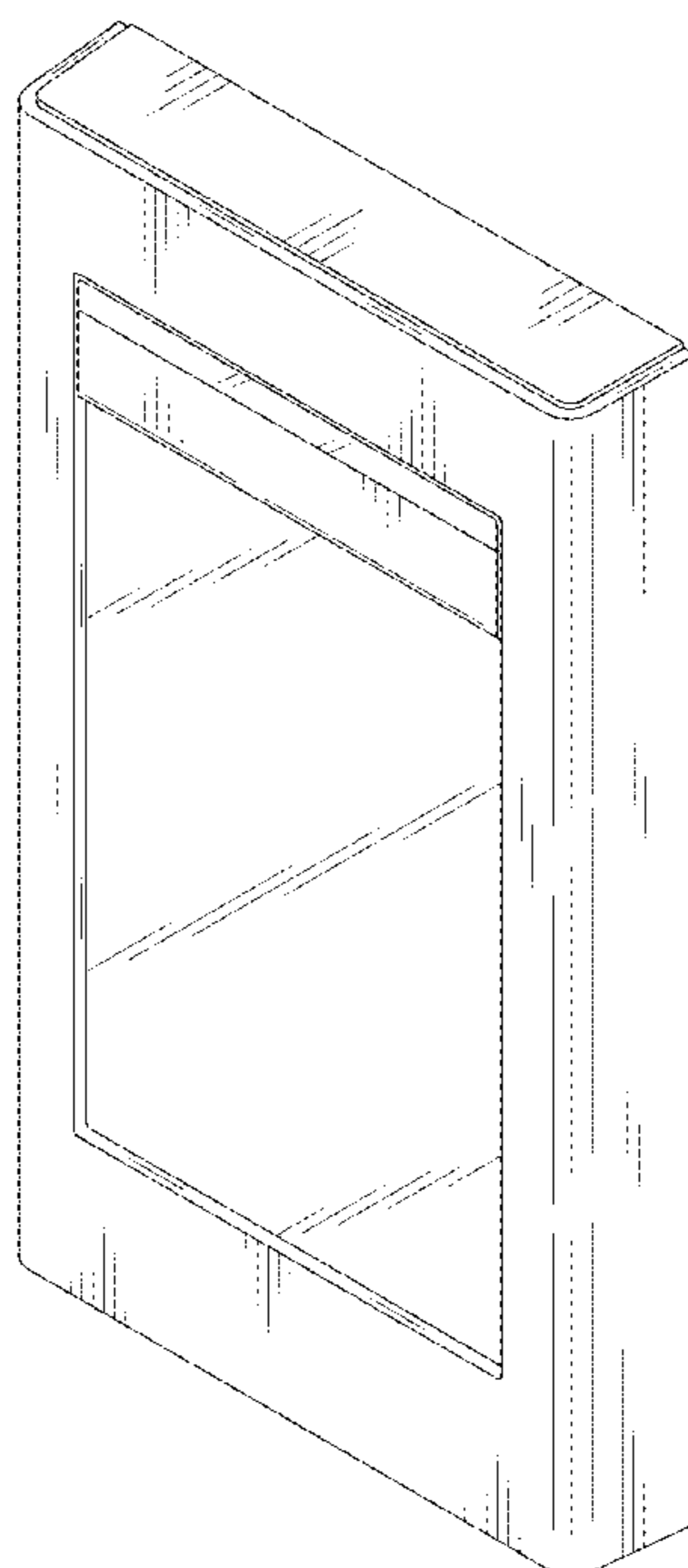


Fig. 1

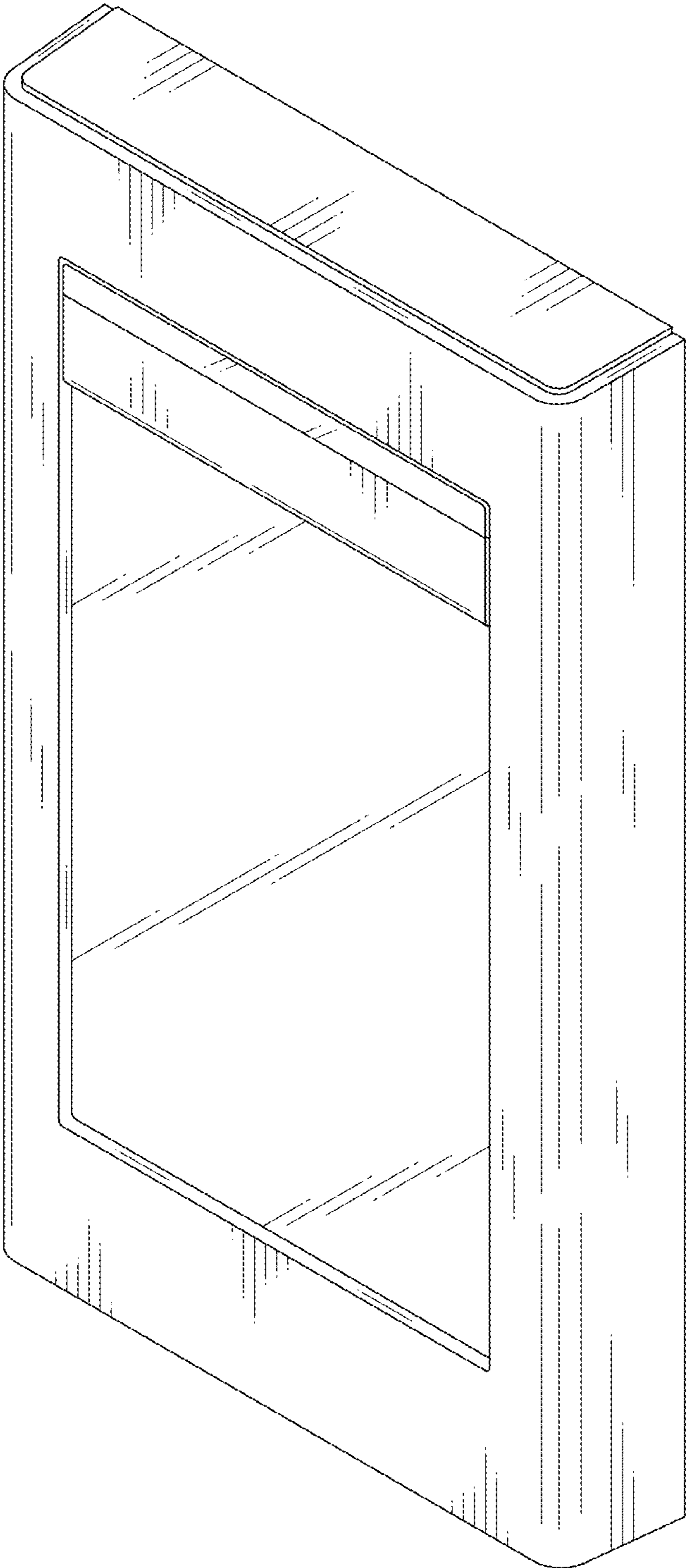


Fig. 2

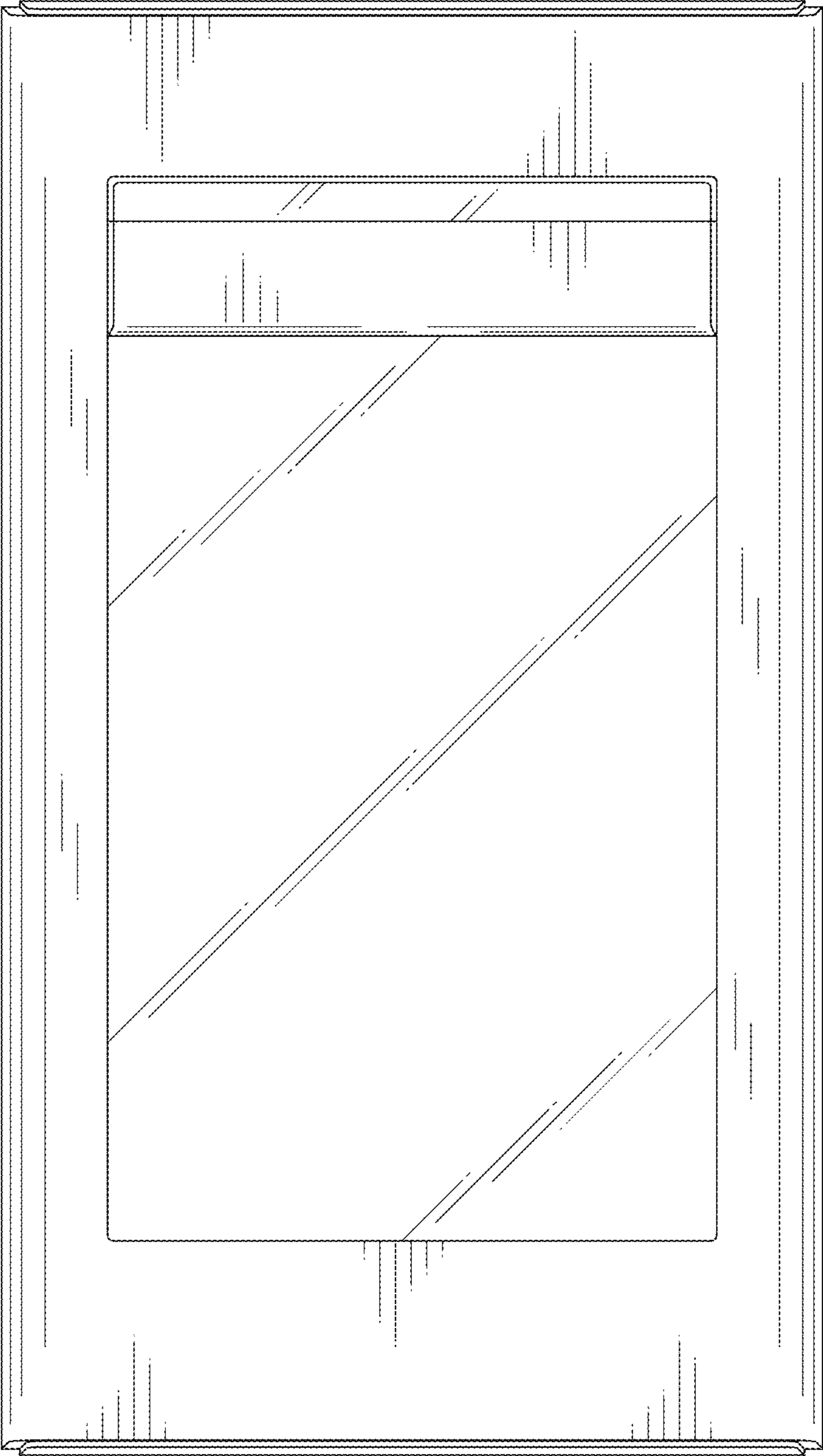


Fig. 3




Fig. 4

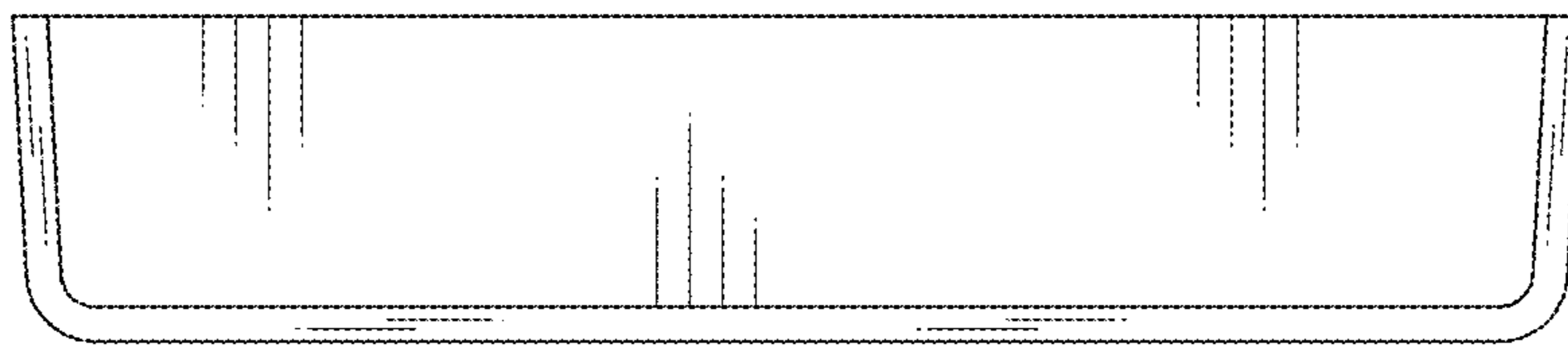


Fig. 5

