



US00D821958S

(12) **United States Design Patent** (10) **Patent No.:** **US D821,958 S**
Adler et al. (45) **Date of Patent:** **** Jul. 3, 2018**

(54) CARGO BOX	D643,798 S	8/2011	Gruner	
	D656,082 S	3/2012	Gruner	
(71) Applicant: Thule Sweden AB , Hillerstorp (SE)	D714,211 S	9/2014	Berrey	
	D717,228 S *	11/2014	Sagen	D12/413
	D717,719 S	11/2014	Sagen	
(72) Inventors: Jan Adler , Skillingaryd (SE); Fredrik Fransson , Värnamo (SE)	D722,006 S	2/2015	Settelmayer et al.	
	D724,520 S *	3/2015	Gruner	D12/413
	D726,638 S *	4/2015	Rupp	D12/413
(73) Assignee: Thule Sweden AB , Hillerstorp (SE)	D739,336 S	9/2015	Berrey	
	D746,217 S	12/2015	Gruner	
(**) Term: 15 Years	D773,378 S	12/2016	Sager et al.	
	D773,379 S	12/2016	Toyoshima et al.	
(21) Appl. No.: 29/629,823	D774,442 S	12/2016	Adler et al.	
	D786,771 S	5/2017	Eriksson et al.	
(22) Filed: Dec. 15, 2017	D806,638 S *	1/2018	Adler	D12/413
	D806,639 S *	1/2018	Eriksson	D12/413

(Continued)

Related U.S. Application Data

(63) Continuation of application No. 29/585,112, filed on Nov. 21, 2016, now Pat. No. Des. 806,638, which is a continuation of application No. 29/532,086, filed on Jul. 1, 2015, now Pat. No. Des. 774,442.

(51) **LOC (11) Cl.** **12-16**

(52) **U.S. Cl.**
USPC **D12/413**

(58) **Field of Classification Search**
USPC D12/413, 406-412, 414, 414.1; D32/35, D32/58; D6/317-319, 513-514
CPC .. B60R 9/00; B60R 9/04; B60R 9/055; B60R 9/058
See application file for complete search history.

(56) **References Cited**

U.S. PATENT DOCUMENTS

D297,629 S *	9/1988	Breger	D12/413
D297,630 S *	9/1988	Breger	D12/413
D297,631 S *	9/1988	Breger	D12/413
D593,928 S	6/2009	Gruner		
D626,495 S	11/2010	Kojoh		
D628,142 S	11/2010	Farber		
D630,157 S	1/2011	Farber		
D642,970 S	8/2011	Elder et al.		

Primary Examiner — Katrina A Betton

(74) *Attorney, Agent, or Firm* — Sterne, Kessler, Goldstein & Fox P.L.L.C.

(57) **CLAIM**

The ornamental design for a cargo box, as shown and described.

DESCRIPTION

FIG. 1 is a top perspective view of a cargo box showing the claimed design;

FIG. 2 is a front view thereof;

FIG. 3 is a rear view thereof;

FIG. 4 is a top view thereof;

FIG. 5 is a bottom view thereof;

FIG. 6 is a right side view thereof;

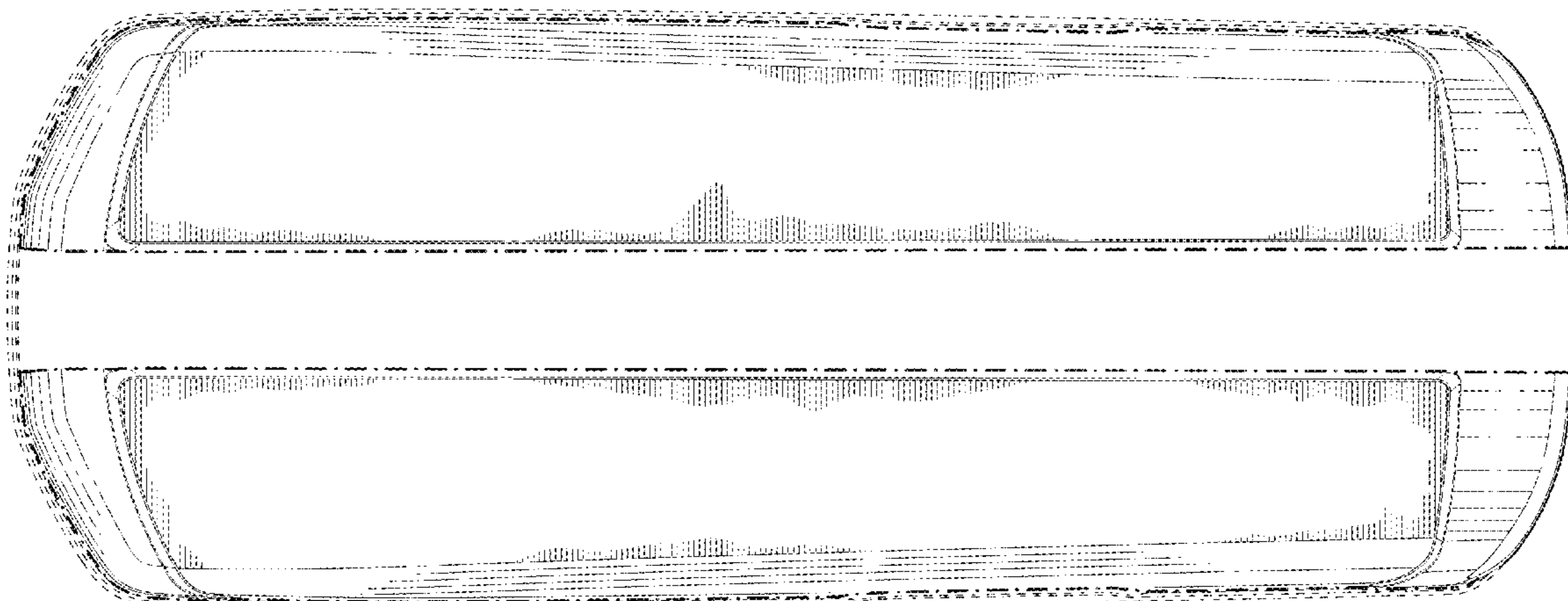
FIG. 7 is a left side view thereof; and,

FIG. 8 is a bottom perspective view thereof.

The dashed broken lines in the figures show portions of the cargo box that form no part of the claimed design.

The dot-dash broken lines in the figures show boundaries that form no part of the claimed design.

1 Claim, 7 Drawing Sheets



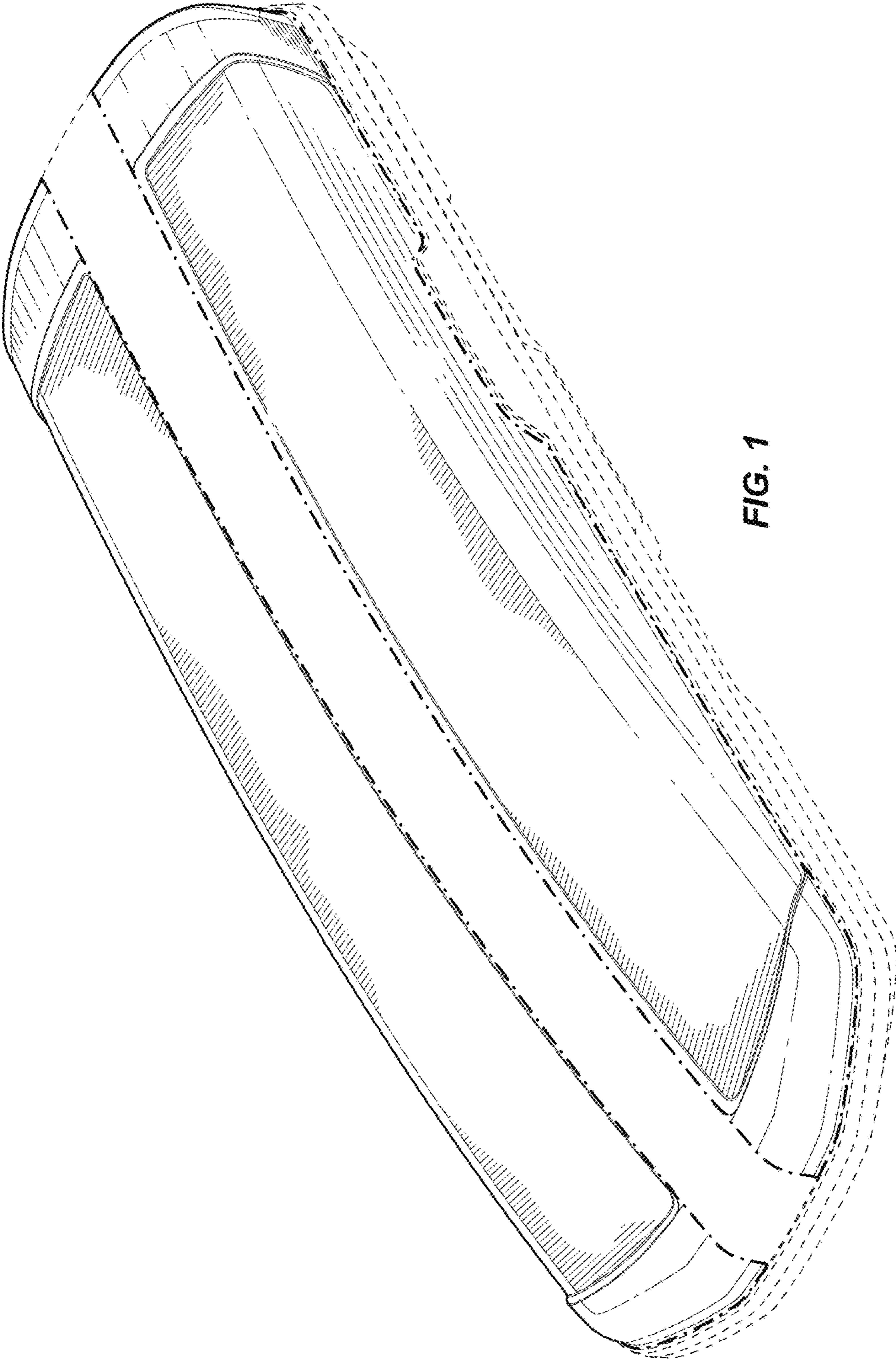
(56)

References Cited

U.S. PATENT DOCUMENTS

2005/0145639 A1* 7/2005 Viklund B60R 9/055
220/827
2015/0224940 A1* 8/2015 Clark B60R 9/05
224/316

* cited by examiner



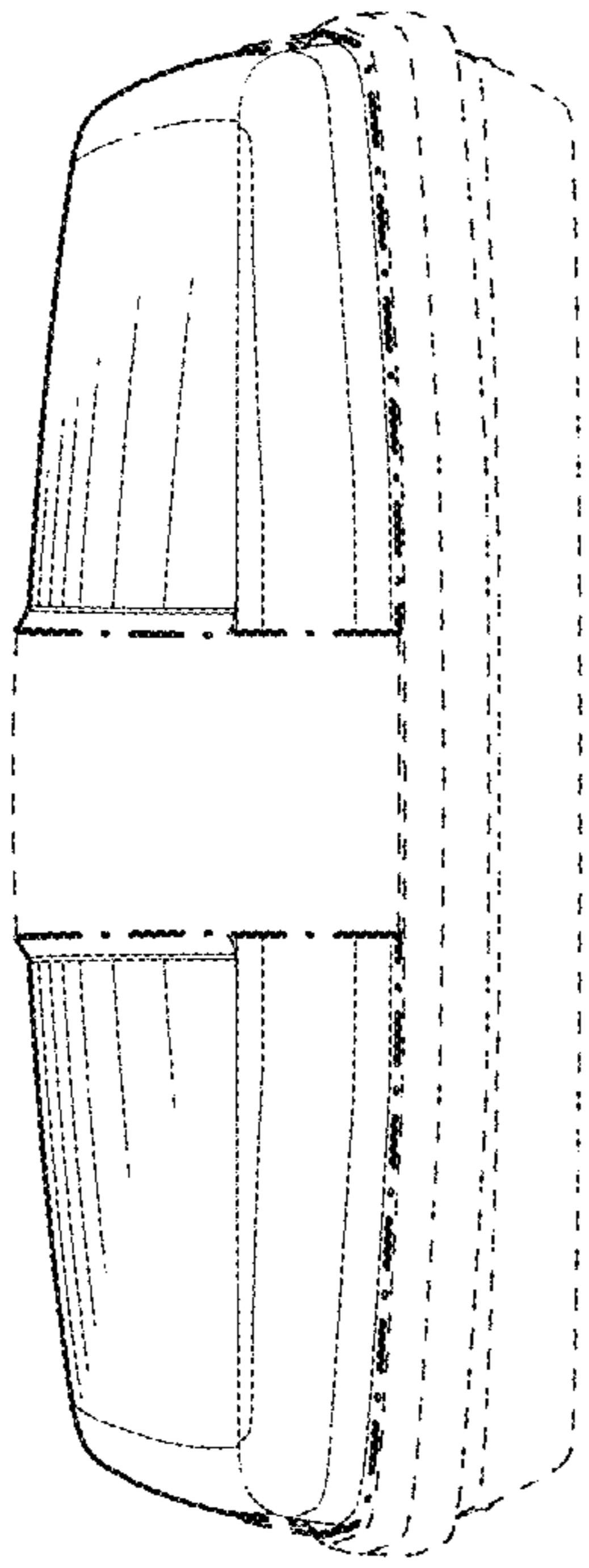


FIG. 2

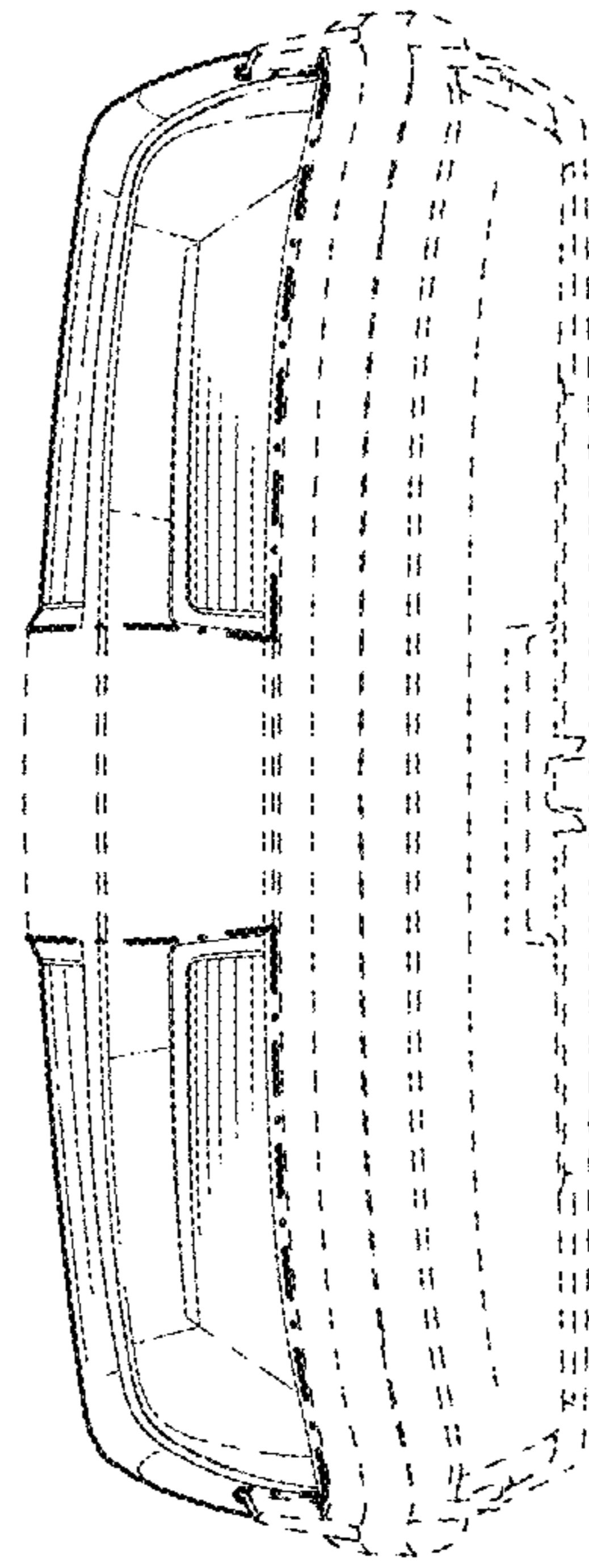


FIG. 3




FIG. 4

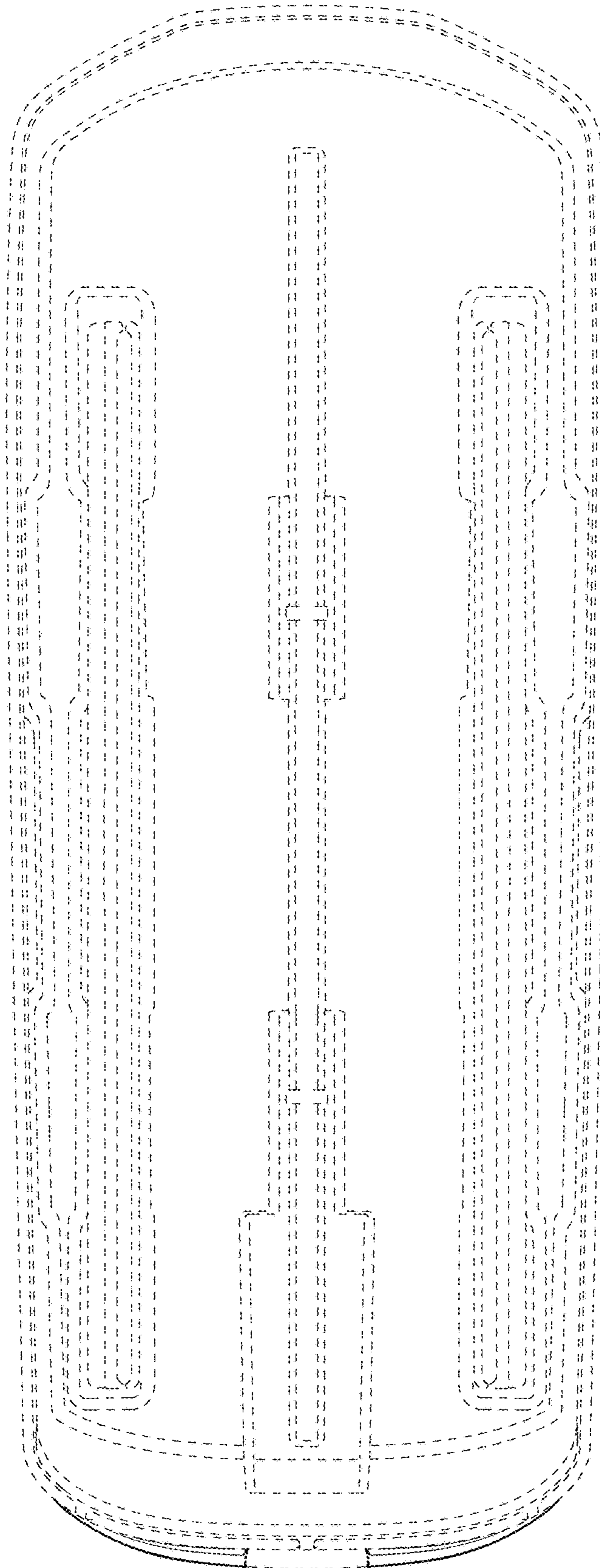


FIG. 5




FIG. 6




FIG. 7

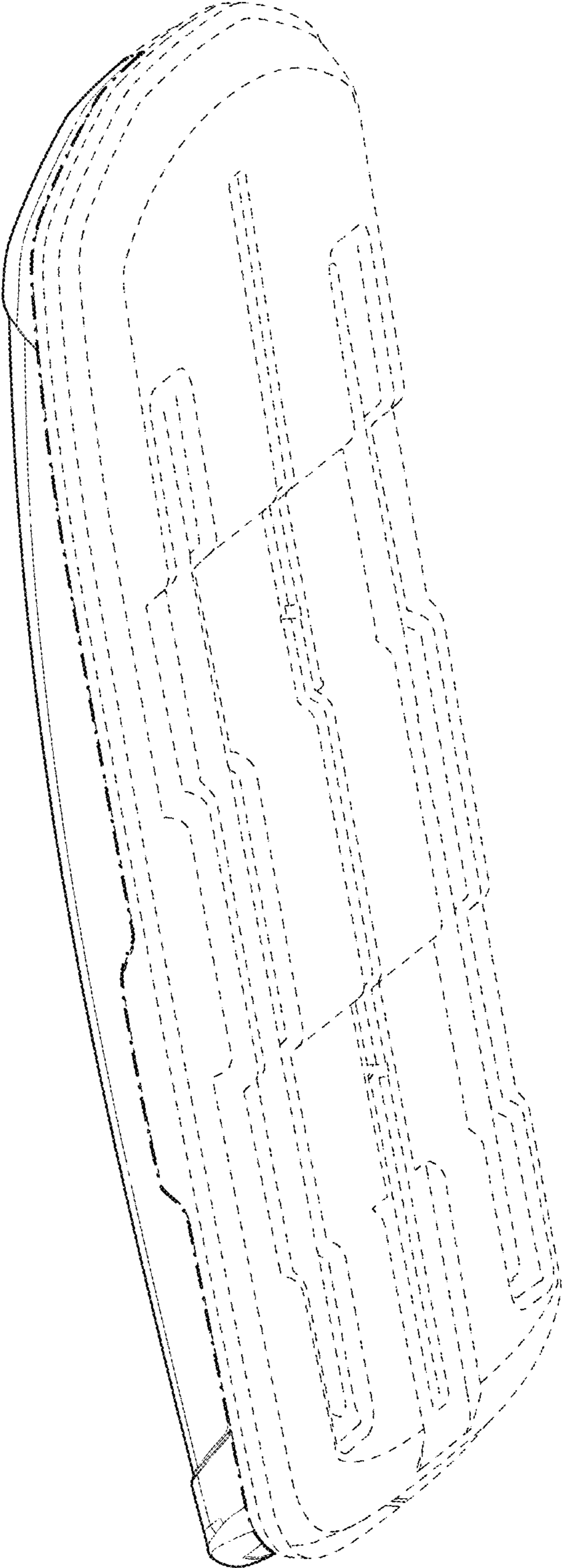


FIG. 8