



US00D821955S

(12) **United States Design Patent**
Dexter

(10) **Patent No.:** **US D821,955 S**
(45) **Date of Patent:** **** Jul. 3, 2018**

- (54) **VEHICLE STORAGE BARRIER**
- (71) Applicant: **Tim Dexter**, Orland, CA (US)
- (72) Inventor: **Tim Dexter**, Orland, CA (US)
- (**) Term: **15 Years**
- (21) Appl. No.: **29/587,590**
- (22) Filed: **Dec. 14, 2016**
- (51) **LOC (11) Cl.** **12-16**
- (52) **U.S. Cl.**
USPC **D12/221**
- (58) **Field of Classification Search**
USPC D12/221, 98; D9/431-433, 44, 420, 422,
D9/423, 424
CPC .. B60R 99/00; B60R 5/00; B60R 7/04; B60N
2/30
See application file for complete search history.

- D722,943 S * 2/2015 Renforth D12/400
- 9,421,932 B2 * 8/2016 Renforth B60R 21/026
- 2009/0005967 A1 * 1/2009 Rumbo G08G 5/0034
701/410
- 2011/0023788 A1 * 2/2011 Beechie B60R 21/026
119/172
- 2012/0181808 A1 * 7/2012 Reed A01K 1/0272
296/24.31

* cited by examiner

Primary Examiner — Katrina A Betton
(74) *Attorney, Agent, or Firm* — Lynette Wylie; Apex
Juris, pllc.

(57) **CLAIM**

The ornamental design for a vehicle storage barrier, as shown and described.

DESCRIPTION

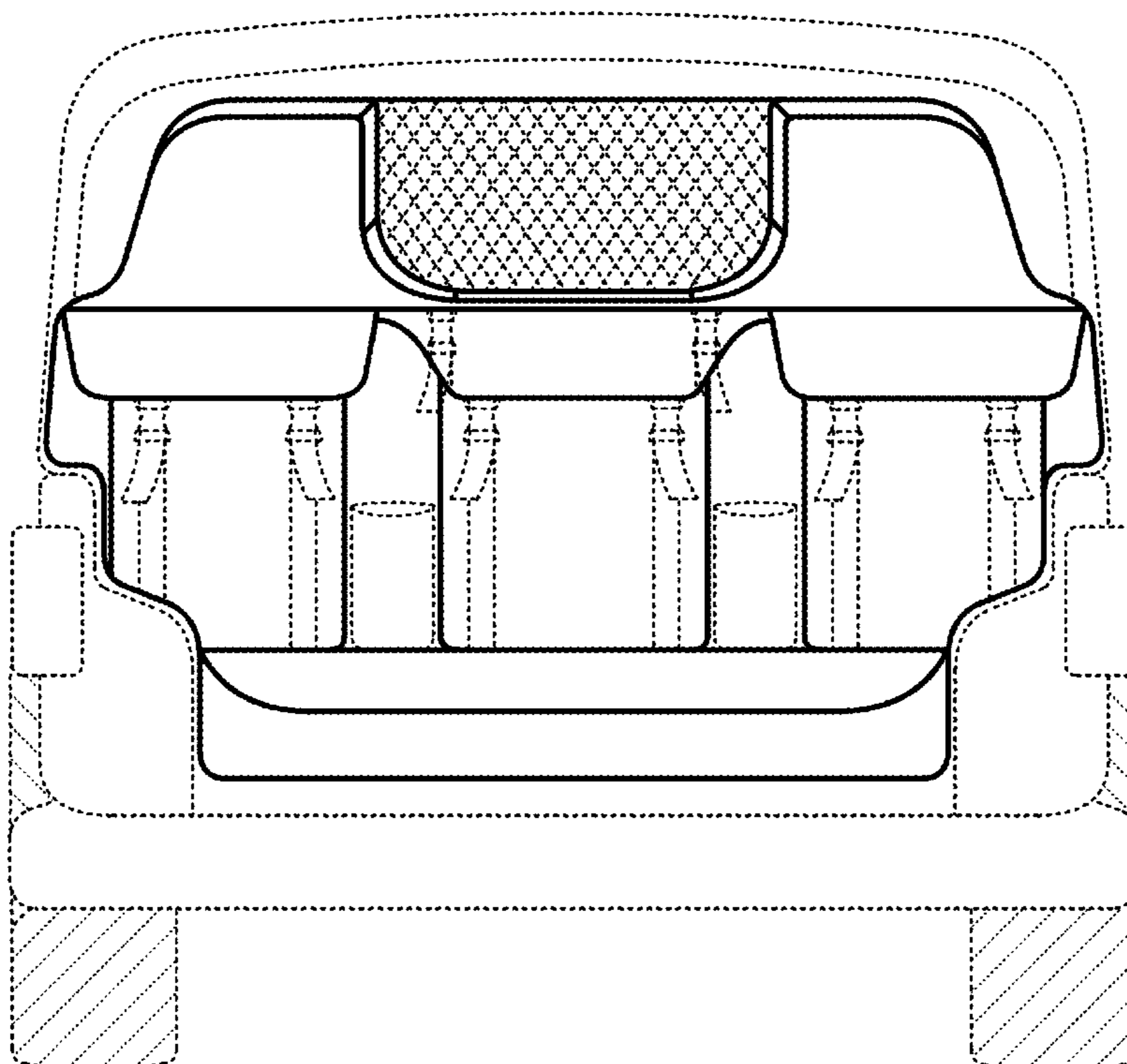
FIG. 1 is a perspective view of the vehicle storage barrier shown in a condition of use mounted within a vehicle.
FIG. 2 is a rear view of the vehicle storage barrier.
FIG. 3 is a one side view of the vehicle storage barrier.
FIG. 4 is an opposite side view of the vehicle storage barrier.
FIG. 5 is a top view of the vehicle storage barrier; and,
FIG. 6 is a bottom view of the vehicle storage barrier.
In the drawings, the broken lines depict a vehicle and portions of the article that form no part of the claimed design.

1 Claim, 3 Drawing Sheets

(56) **References Cited**

U.S. PATENT DOCUMENTS

- D393,622 S * 4/1998 Goertzen D12/426
- D473,838 S * 4/2003 Wang D12/414
- 7,017,520 B2 * 3/2006 Wang B60R 21/026
119/412
- D722,549 S * 2/2015 Renforth D12/400
- D722,550 S * 2/2015 Renforth D12/400
- D722,942 S * 2/2015 Renforth D12/400



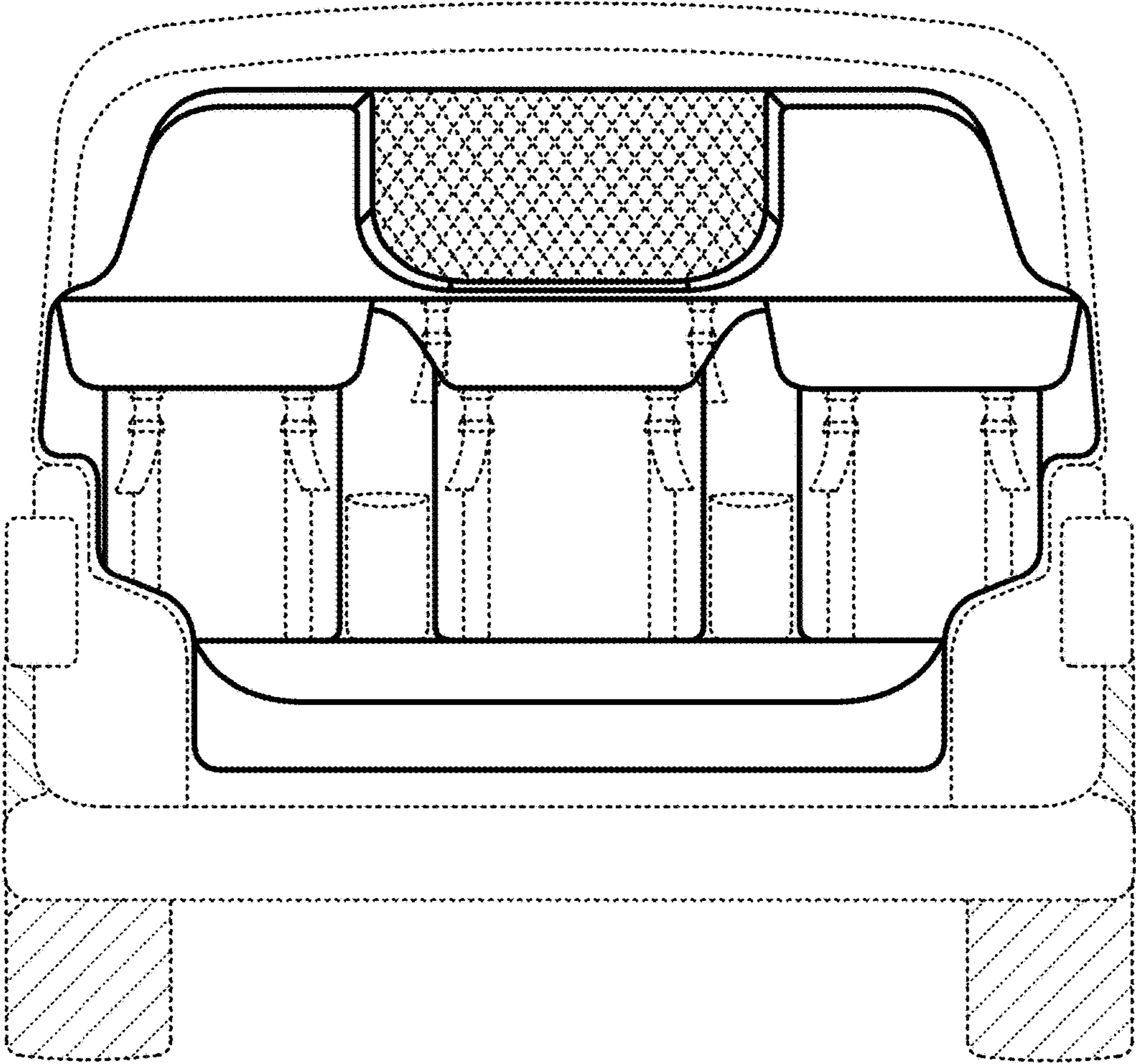


FIG. 1

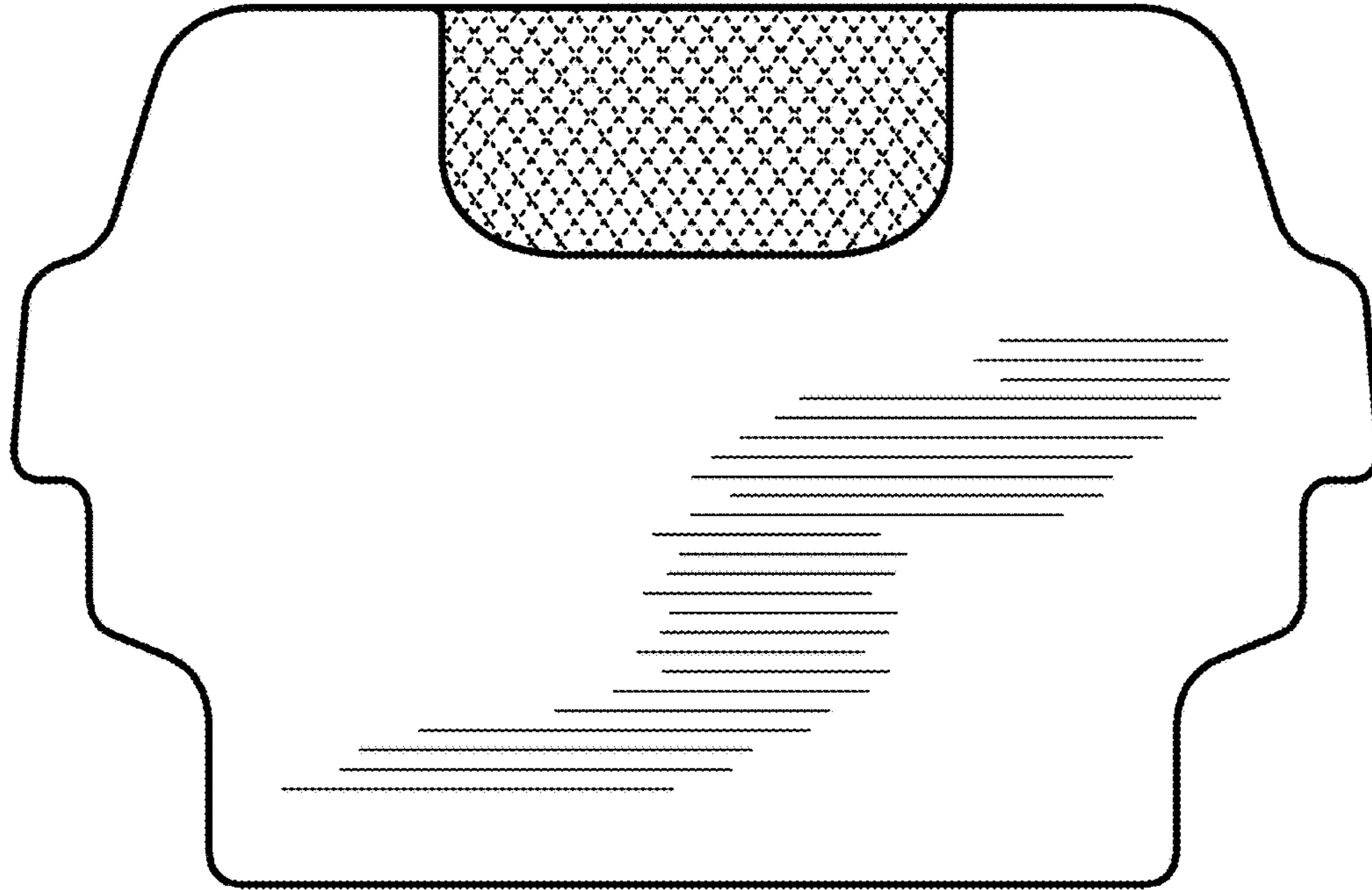


FIG. 2



FIG. 3

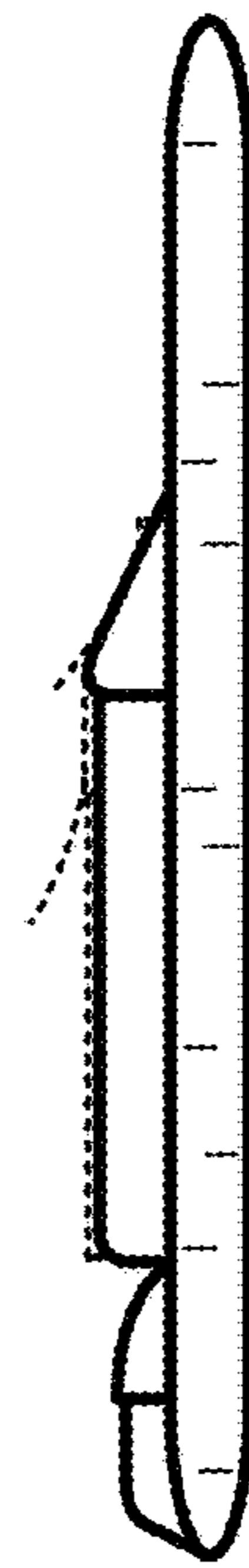


FIG. 4



FIG. 5



FIG. 6