



US00D821948S

(12) **United States Design Patent** (10) **Patent No.:** **US D821,948 S**
Szavits (45) **Date of Patent:** **** Jul. 3, 2018**

(54) **FRONT FENDER FOR A VEHICLE**
(71) Applicant: **Bayerische Motoren Werke Aktiengesellschaft, Munich (DE)**
(72) Inventor: **Michael Szavits, Munich (DE)**
(73) Assignee: **Bayerische Motoren Werke Aktiengesellschaft, Munich (DE)**
(**) Term: **15 Years**
(21) Appl. No.: **29/581,553**
(22) Filed: **Oct. 20, 2016**
(30) **Foreign Application Priority Data**

Apr. 21, 2016 (DE) 40 2016 100 513

(51) **LOC (11) Cl.** **12-16**
(52) **U.S. Cl.**
USPC **D12/196**
(58) **Field of Classification Search**
USPC D12/163-165, 167, 169, 172, 181-184,
D12/196, 400, 202, 190-191, 315,
D12/317-318
CPC .. B62D 33/0273; B62D 25/087; B62D 25/16;
B62D 25/02; B62D 35/007; B62D
35/001; B60J 5/101; B60J 5/10; B60J
5/107; B60J 10/02; B60J 1/04; B60J 1/02
See application file for complete search history.

(56) **References Cited**

U.S. PATENT DOCUMENTS

D615,012 S * 5/2010 Ectors D12/181
D615,013 S * 5/2010 Lamm D12/181
D626,044 S * 10/2010 Yamazaki D12/181
D626,045 S * 10/2010 Cogswell D12/181
D642,101 S * 7/2011 Faghihzadeh D12/181
D686,125 S * 7/2013 McCabe D12/184
D699,644 S * 2/2014 Futschik D12/181

D699,649 S * 2/2014 Okue D12/184
D711,797 S * 8/2014 Tsuchida D12/184
D733,628 S * 7/2015 Goepfel
9,278,716 B1 * 3/2016 Joseph B62D 25/18
D756,278 S * 5/2016 Ino D12/184
D762,151 S * 7/2016 Luk D12/184
D763,753 S * 8/2016 Hammoud D12/184
D764,362 S * 8/2016 Pevovar D12/184
D764,988 S * 8/2016 Faghihzadeh D12/184
D766,148 S * 9/2016 Schneider D12/184
D766,149 S * 9/2016 Kim D12/184
D767,460 S * 9/2016 Kozub D12/196
D768,551 S * 10/2016 Arroba D12/196
D769,162 S * 10/2016 Rodriguez D12/184
D775,031 S * 12/2016 Frascella D12/184
D780,081 S * 2/2017 Lee D12/184
D781,192 S * 3/2017 Kozub D12/181
9,669,876 B2 * 6/2017 Iwano B62D 25/02

(Continued)

FOREIGN PATENT DOCUMENTS

WO WO DM/072779 6/2010

Primary Examiner — Ruth McInroy
(74) *Attorney, Agent, or Firm* — Crowell & Moring LLP


(57) **CLAIM**

The ornamental design for a front fender for a vehicle, as shown and described.

DESCRIPTION

FIG. 1 is a front view of a front fender for a vehicle showing my new design;
FIG. 2 is a left, front perspective view thereof;
FIG. 3 is a rear perspective view thereof;
FIG. 4 is a left side view thereof;
FIG. 5 is a right side view thereof;
FIG. 6 is a top view thereof;
FIG. 7 is a bottom view thereof; and,
FIG. 8 is a rear view thereof.

1 Claim, 8 Drawing Sheets



(56)

References Cited

U.S. PATENT DOCUMENTS

D797,624 S * 9/2017 Nakamura D12/184
D797,625 S * 9/2017 Perkins D12/184

* cited by examiner



Fig. 1




Fig. 2

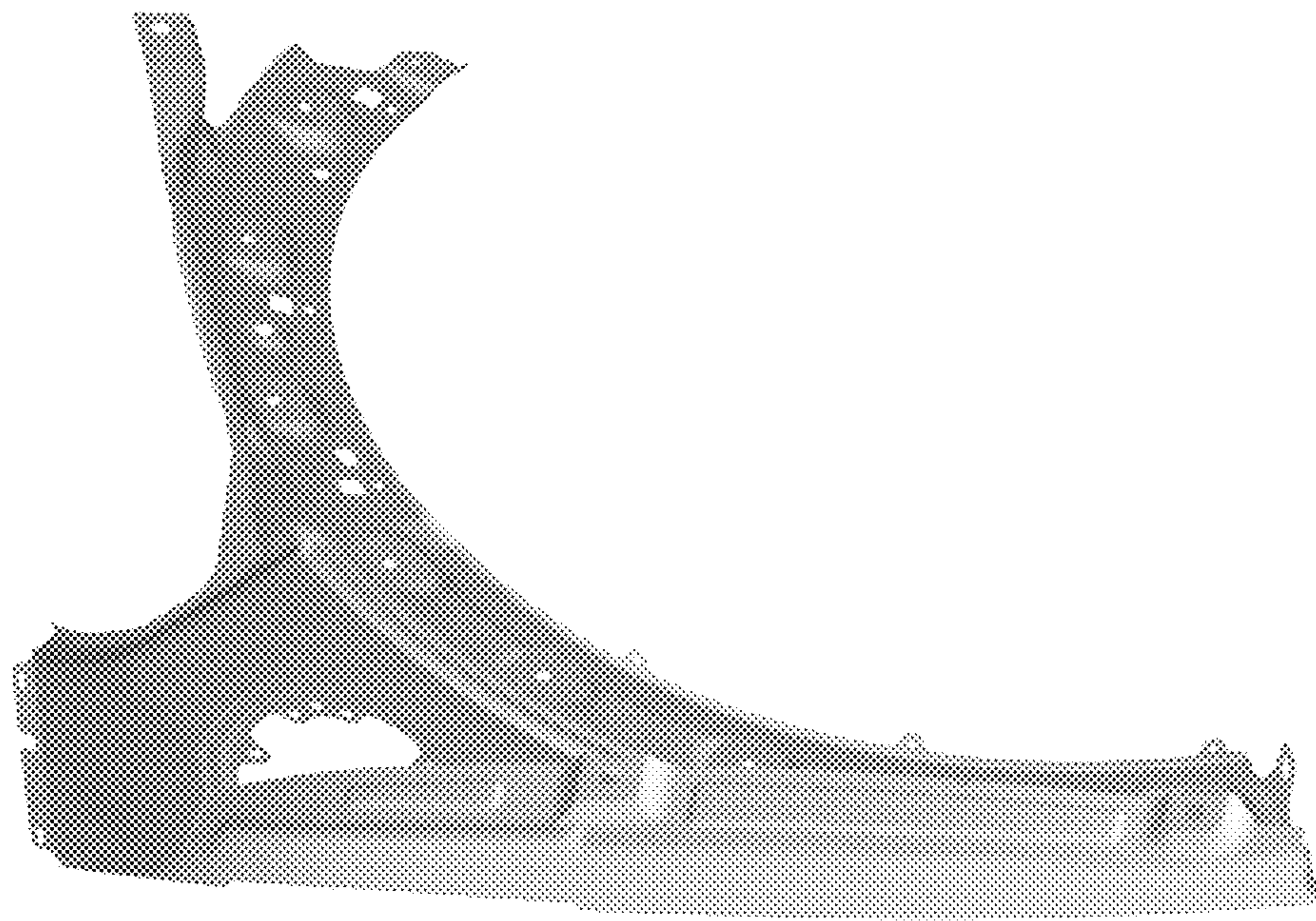


Fig. 3




Fig. 4




Fig. 5

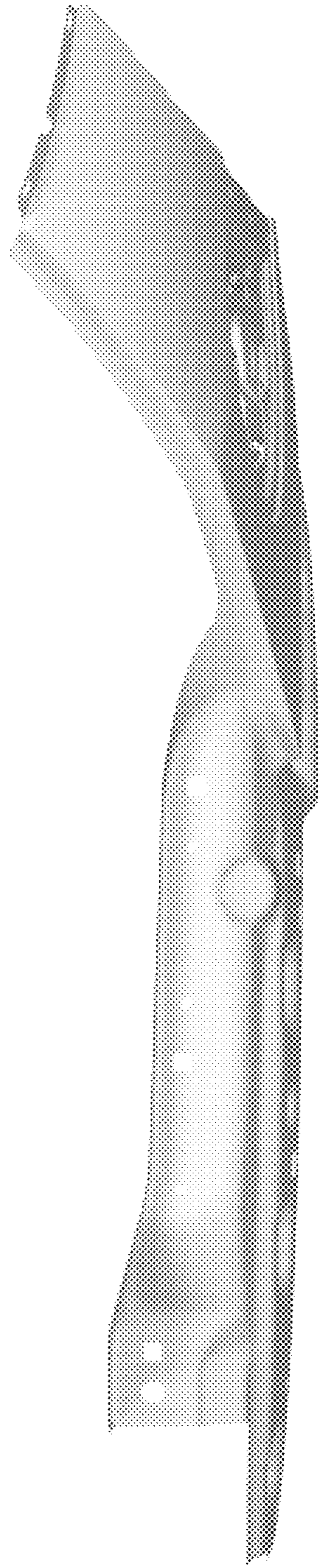


Fig. 6

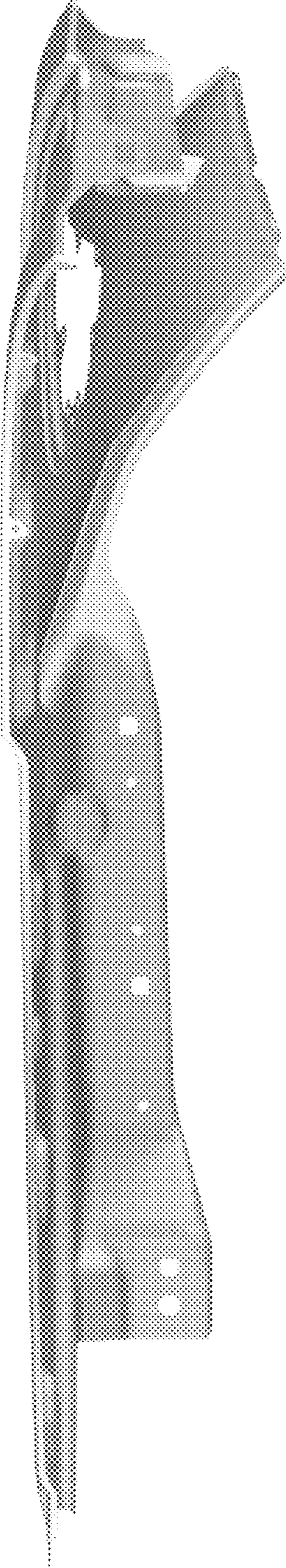


Fig. 7

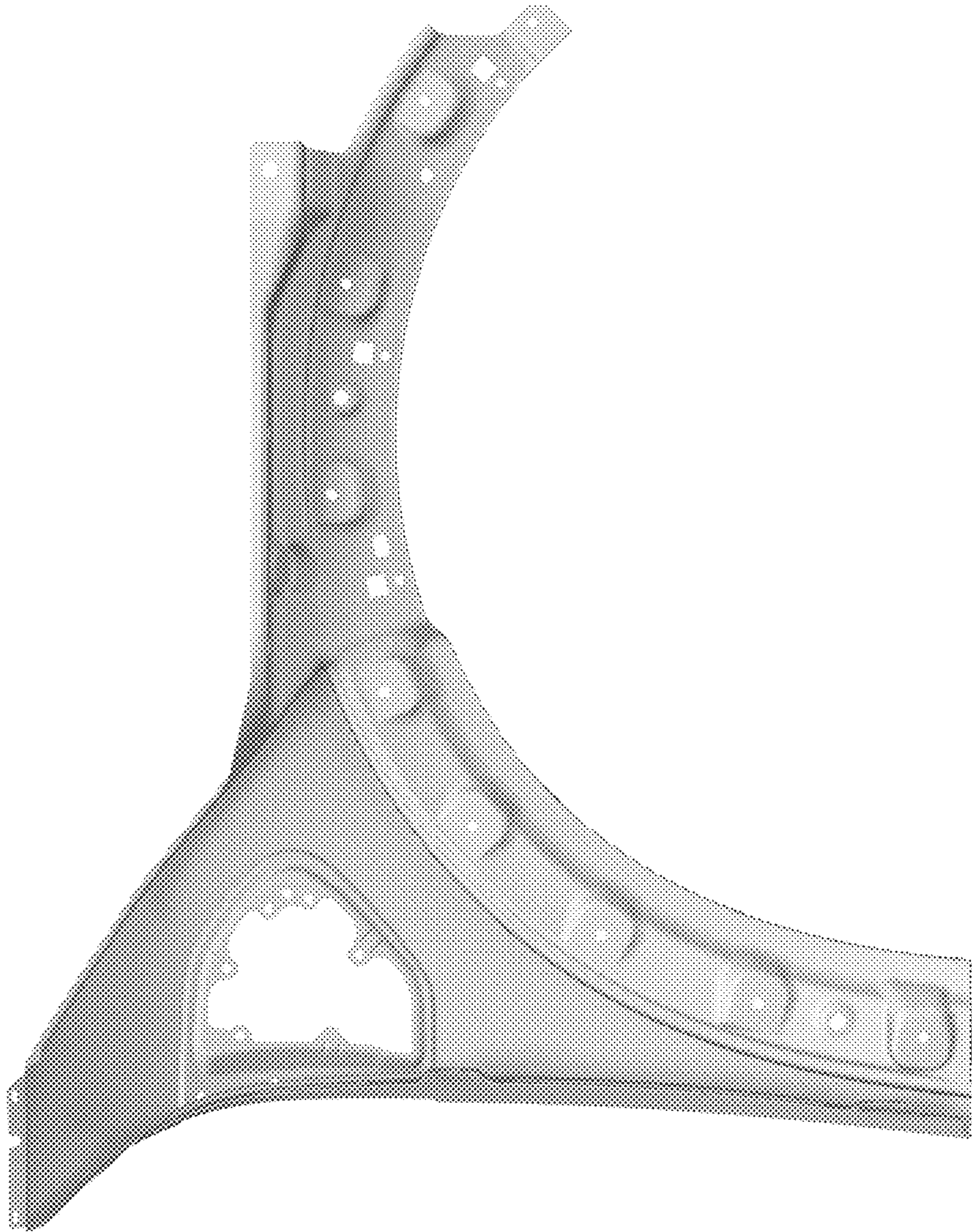


Fig. 8