



US00D821935S

(12) **United States Design Patent** (10) **Patent No.:** **US D821,935 S**
Yates (45) **Date of Patent:** **** Jul. 3, 2018**

(54) **COMPONENT FOR VEHICLE GRILLE**
(71) Applicant: **Volvo Lastvagnar AB**, Göteborg (SE)
(72) Inventor: **Lukas Yates**, Greensboro, NC (US)
(73) Assignee: **VOLVO LASTVAGNAR AB**,
Gothenburg (SE)
(**) Term: **15 Years**

D711,788 S * 8/2014 Brzustowicz D12/96
D719,879 S * 12/2014 Ito D12/96
D742,287 S * 11/2015 Hanson D12/163
D746,184 S * 12/2015 Hanson D12/163
D786,742 S * 5/2017 Ito D12/163
D790,410 S * 6/2017 Ito D12/163
2002/0011740 A1 * 1/2002 Garberg B60R 19/52
296/115
2009/0085361 A1 * 4/2009 Rosen B60R 13/04
293/120
2013/0025954 A1 * 1/2013 Miller B62D 25/10
180/69.21

(21) Appl. No.: **29/593,311**
(22) Filed: **Feb. 8, 2017**
(51) **LOC (11) Cl.** **12-16**
(52) **U.S. Cl.**
USPC **D12/163**
(58) **Field of Classification Search**
USPC D12/86, 91, 93, 96, 163, 164, 165, 166,
D12/167, 169, 171, 172, 173, 190, 216
CPC B60R 9/06; B60R 19/02; B60R 19/04;
B60R 19/18; B60R 19/44; B60R 19/48;
B62D 35/02; B62D 39/00; B62D 65/16;
B62D 21/12; B29C 45/16
See application file for complete search history.

OTHER PUBLICATIONS

Images of Mack CXU Pinnacle Truck, released 2006, 2 pages.

* cited by examiner

Primary Examiner — Susan B Hattan
Assistant Examiner — Suzanne E Tisdell
(74) *Attorney, Agent, or Firm* — Tucker Ellis LLP

(57) **CLAIM**

The ornamental design for a component for vehicle grille, as shown and described.

(56) **References Cited**


U.S. PATENT DOCUMENTS

D412,712 S * 8/1999 Miller D15/31
D420,961 S * 2/2000 Sousamian D12/163
D432,061 S * 10/2000 Sousamian D12/163
D542,715 S * 5/2007 Beigel D12/96
D597,106 S * 7/2009 Kelley D12/163
D605,986 S * 12/2009 Raghavendran D12/163
D655,320 S * 3/2012 Hiraoka D15/28
D685,294 S * 7/2013 Hanson D12/93
D710,765 S * 8/2014 Conway D12/163
D711,786 S * 8/2014 Brzustowicz B60R 13/04
D12/96

DESCRIPTION

FIG. 1 is a perspective view of a component for vehicle grille showing my new design.
FIG. 2 is a front view thereof.
FIG. 3 is a rear view thereof.
FIG. 4 is a right side view thereof.
FIG. 5 is a left side view thereof.
FIG. 6 is a top view thereof; and,
FIG. 7 is a bottom view thereof.

1 Claim, 4 Drawing Sheets






FIG. 1




FIG. 2




FIG. 3




FIG. 4




FIG. 5



FIG. 6




FIG. 7