

US00D821911S

(12) **United States Design Patent** (10) **Patent No.:** **US D821,911 S**
Stern (45) **Date of Patent:** **** Jul. 3, 2018**

(54) **MEDAL**
(71) Applicant: **H. STERN COMÉRCIO E INDÚSTRIA S.A.**, Rio de Janeiro (BR)
(72) Inventor: **Roberto Stern**, Rio de Janeiro (BR)
(73) Assignee: **H. STERN COMÉRCIO E INDÚSTRIA S.A.**, Rio de Janeiro (BR)
(**) Term: **15 Years**

D122,221 S * 8/1940 Philippe D11/74
D139,257 S * 10/1944 Philippe D11/70
D140,587 S * 3/1945 Rubel D11/53
D146,962 S * 6/1947 Katz D11/76
D147,762 S * 10/1947 Pennino D11/76
D151,140 S * 9/1948 Katz D11/67
D160,202 S * 9/1950 Philippe D11/76
D160,361 S * 10/1950 Boucher D11/70
D163,196 S * 5/1951 Katz D11/76
D166,571 S * 4/1952 Philippe D11/76
D169,019 S * 3/1953 Wenner-Gren D11/108
D281,590 S * 12/1985 Treibachs D11/70
D780,027 S * 2/2017 Stern D11/34

(21) Appl. No.: **29/548,321**
(22) Filed: **Dec. 11, 2015**
(51) **LOC (11) Cl.** **11-01**
(52) **U.S. Cl.**
USPC **D11/79; D11/108; D11/70**
(58) **Field of Classification Search**
USPC D11/1, 2, 7, 8, 26-49, 40-86, 91, 92,
D11/95-99, 108
CPC A44C 7/00; A44C 7/002; A44C 7/003;
A44C 7/004; A44C 7/005; A44C 7/006;
A44C 7/007; A44C 7/008; A44C 7/009;
A44C 17/02; A44C 17/0208; A44C
17/0216; A44C 17/0255; A44C 17/0233;
A44C 17/0241; A44C 17/025; A44C
17/0258; A44C 17/0266; A44C 25/00;
A44C 25/001; A44C 25/007; A44C 1/00;
A44C 3/00; A44C 3/001; A44C 3/002;
A44C 3/004; A44C 3/005; A44C 3/007;
A44C 3/008; A44C 15/001; A44C
15/003; A44C 15/005
See application file for complete search history.

(56) **References Cited**
U.S. PATENT DOCUMENTS
D36,987 S * 6/1904 Abel D11/76
D74,404 S * 2/1928 Ware D11/108

OTHER PUBLICATIONS

[online] <http://static.azteca.com/crop/crop.php?coordinates=50,50&width=750&height=450&img=http://static.azteca.com/imagenes/2015/46/h-stern-2023664.jpg>. Retrieved Jan. 3, 2017.*

* cited by examiner

Primary Examiner — Melanie Pellegrini
(74) *Attorney, Agent, or Firm* — Hodgson Russ LLP

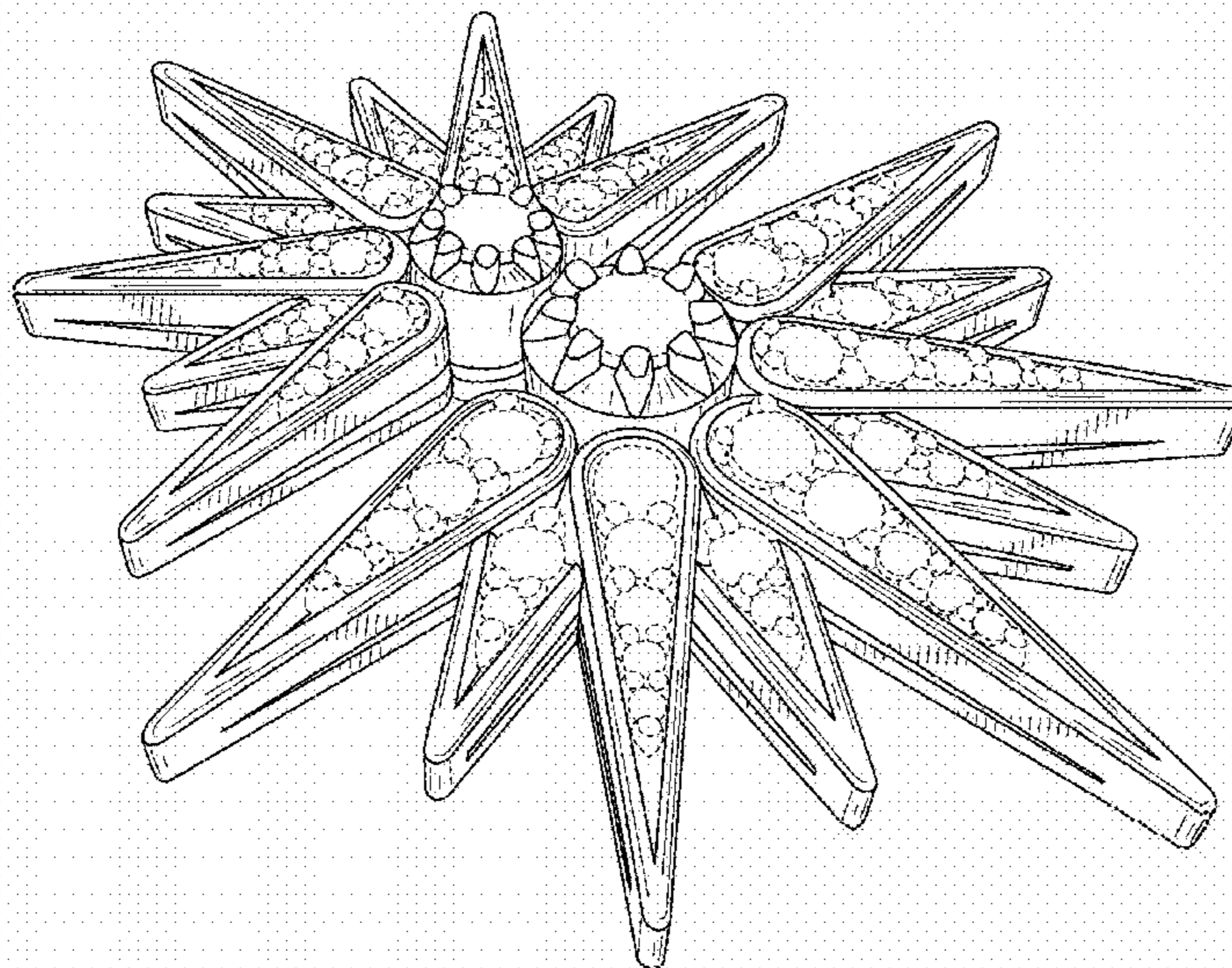
(57) **CLAIM**

The ornamental design for a medal, as shown and described.

DESCRIPTION

FIG. 1 is a perspective view of a medal showing my new design;
FIG. 2 is a top view thereof;
FIG. 3 is a bottom view thereof;
FIG. 4 is a right side view thereof;
FIG. 5 is a left side view thereof;
FIG. 6 is a front view thereof; and,
FIG. 7 is a rear view thereof.
The broken lines shown in the drawings illustrate portions of the medal that form no part of the claimed design.

1 Claim, 5 Drawing Sheets



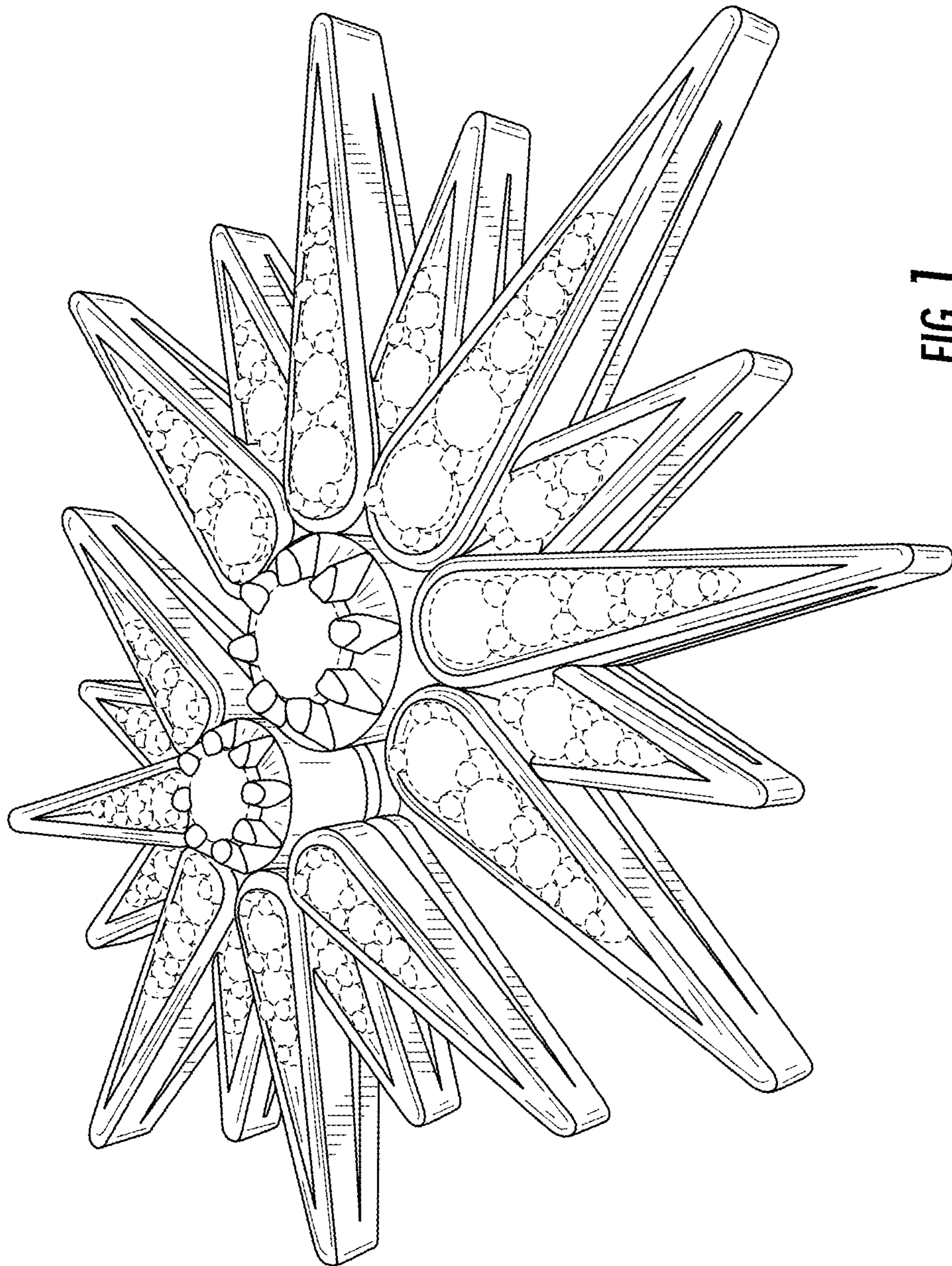


FIG. 1




FIG. 2




FIG. 3

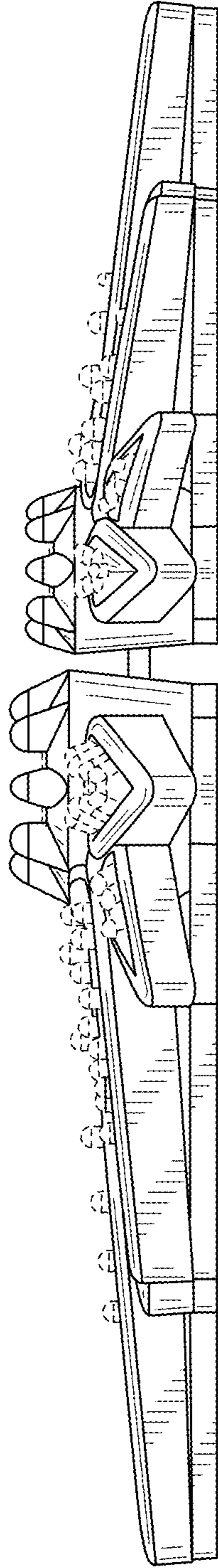


FIG. 4

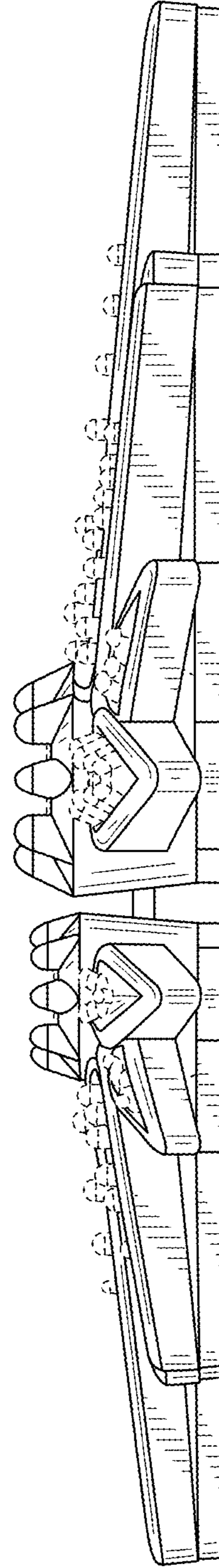


FIG. 5

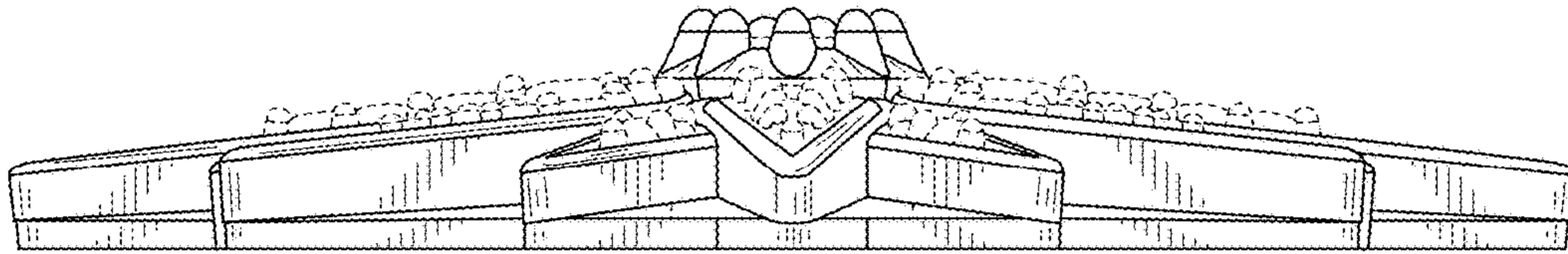


FIG. 6

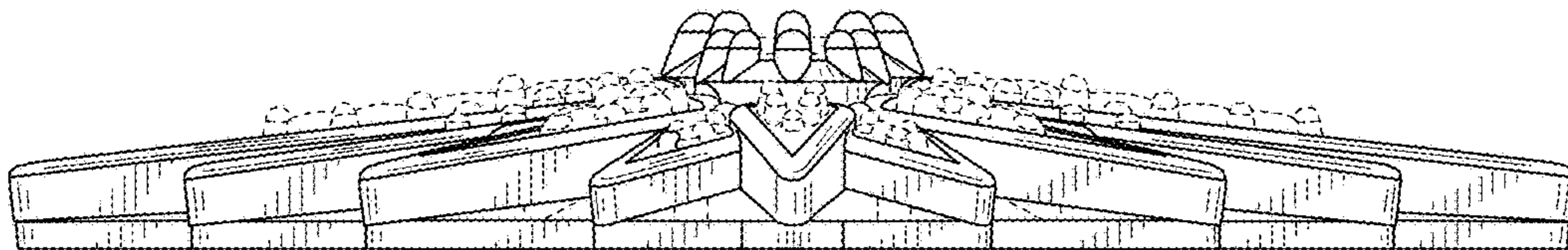


FIG. 7