



US00D821877S

(12) **United States Design Patent**  
**Harris et al.**

(10) **Patent No.:** **US D821,877 S**  
(45) **Date of Patent:** **\*\* Jul. 3, 2018**

- (54) **CONTAINER WITH BASE**
- (71) Applicant: **S. C. Johnson & Son, Inc.**, Racine, WI (US)
- (72) Inventors: **Kimberly J. Harris**, Milwaukee, WI (US); **Christopher P. Wolak**, Racine, WI (US); **Rodney L. Prater**, Oak Creek, WI (US); **Jason L. Halonen**, Racine, WI (US); **David R. Carlson**, Cedarburg, WI (US); **Nathaniel Jiang**, Chicago, IL (US)
- (73) Assignee: **S. C. Johnson & Son, Inc.**, Racine, WI (US)
- (\*\*) Term: **15 Years**
- (21) Appl. No.: **29/617,176**
- (22) Filed: **Sep. 12, 2017**
- (51) **LOC (11) Cl.** ..... **09-01**
- (52) **U.S. Cl.**  
USPC ..... **D9/516; D9/500**
- (58) **Field of Classification Search**  
USPC ..... D9/455, 500–501, 503–505, 516–517, D9/521, 530, 537, 539, 545, 549, 558, D9/682, 686, 688–691, 715, 719; D24/197, 224  
CPC ..... B65D 1/00; B65D 1/02; B65D 1/0223; B65D 23/00; B65D 23/001; B65D 23/08; B65D 23/0885; B65D 81/00; B65D 2501/00; B65D 2501/0009  
See application file for complete search history.

(56) **References Cited**

**U.S. PATENT DOCUMENTS**

- 3,616,032 A \* 10/1971 Kugler ..... B01J 3/04 156/286
- 3,722,725 A \* 3/1973 Khetani ..... B65D 23/001 215/12.1

- 3,927,782 A \* 12/1975 Edwards ..... B65D 23/001 215/372
  - 4,082,200 A \* 4/1978 Guest ..... B65D 23/001 215/12.1
  - 4,138,026 A \* 2/1979 Conklin ..... B29C 63/423 215/12.2
  - D254,357 S \* 3/1980 Fehn ..... D9/501
- (Continued)

**FOREIGN PATENT DOCUMENTS**

- EM 000133483-0008 2/2004
  - EM 000133483-0009 2/2004
- (Continued)

*Primary Examiner* — Dana L Meyrow

(74) *Attorney, Agent, or Firm* — Quarles & Brady LLP

(57) **CLAIM**

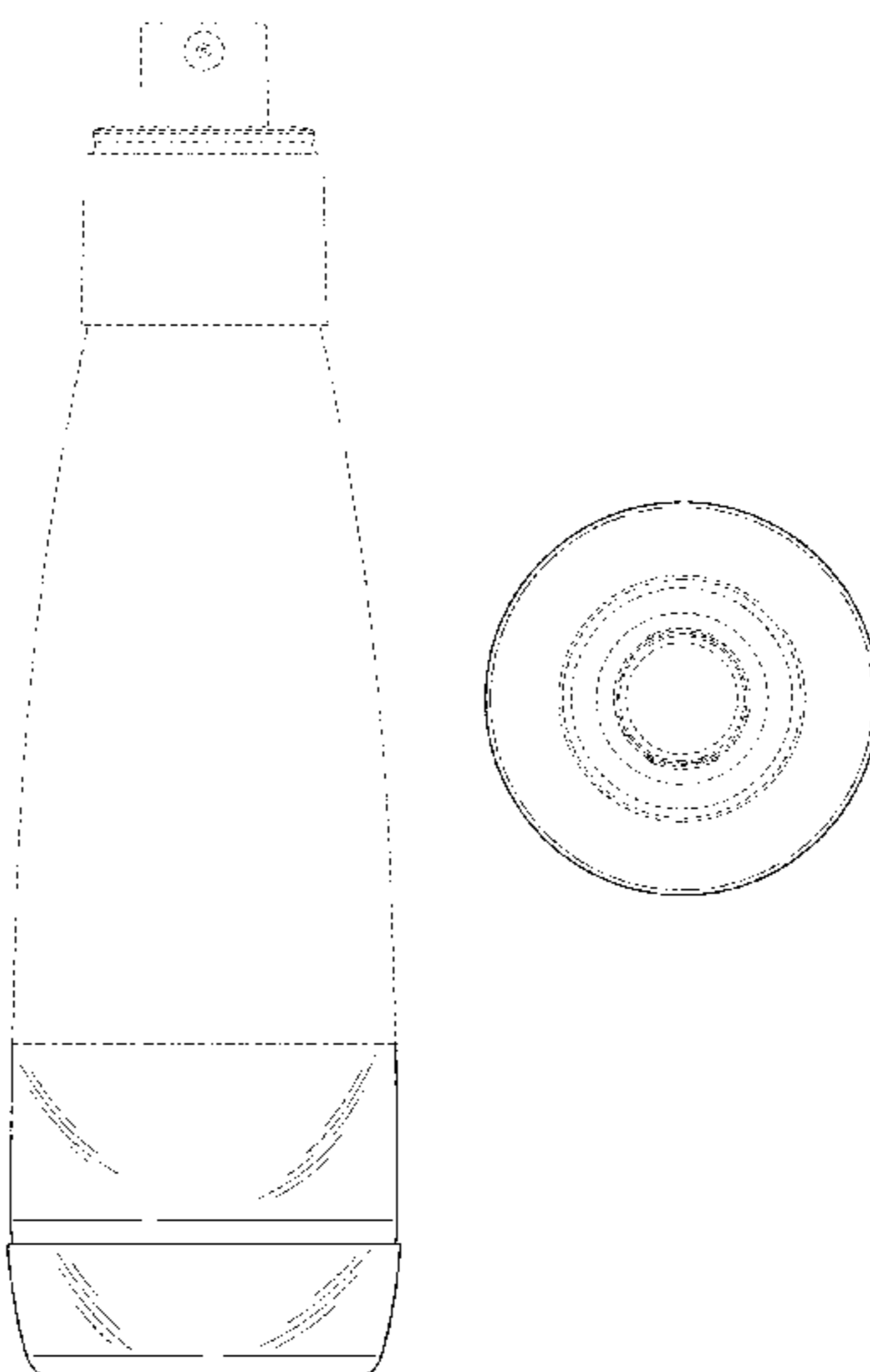
The ornamental design for a container with base, as shown and described.

**DESCRIPTION**

FIG. 1 is an isometric view of a top, front, and right side of an ornamental design for a container with base;  
 FIG. 2 is a front elevational view of the container with base of FIG. 1;  
 FIG. 3 is a rear elevational view of the container with base of FIG. 1;  
 FIG. 4 is a right side elevational view of the container with base of FIG. 1;  
 FIG. 5 is a left side elevational view of the container with base of FIG. 1; and,  
 FIG. 6 is a top plan view of the container with base of FIG. 1.

The dash-dash-dash lines are included for the purpose of illustrating portions that form no part of the claimed design. The dash-dot-dash line is included for the purpose of illustrating a boundary line and forms no part of the claimed design.

**1 Claim, 6 Drawing Sheets**





(56)

**References Cited**

FOREIGN PATENT DOCUMENTS

EM	003850718-0005	4/2017
EM	003850718-0006	4/2017
EM	003850718-0007	4/2017
EM	003850718-0008	4/2017
EM	003852870-0001	4/2017
EM	003860709-0002	4/2017
EM	003938059-0035	5/2017
EM	003997030-0001	5/2017
EM	004096386-0001	7/2017
EM	002521591-0004	8/2017
WO	DM075176	1/2011
WO	DM080572	4/2013
WO	DM087151	6/2015
WO	DM089369	2/2016
WO	DM094995	1/2017
WO	DM095773	4/2017
WO	DM070336	4/2018

\* cited by examiner

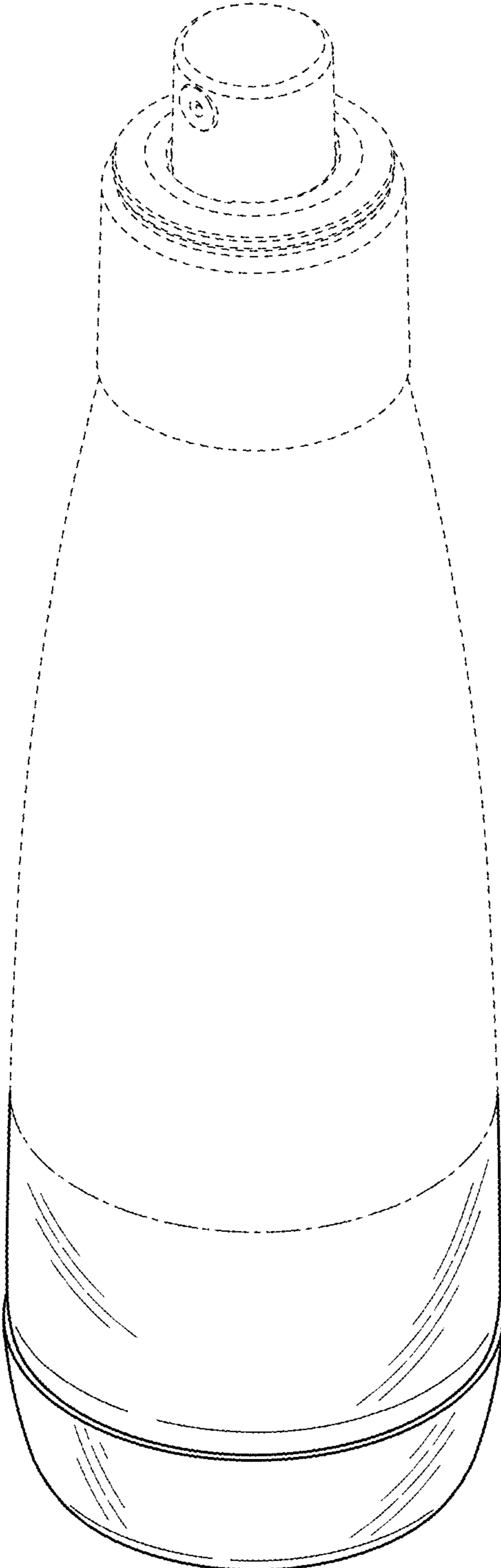


FIG. 1

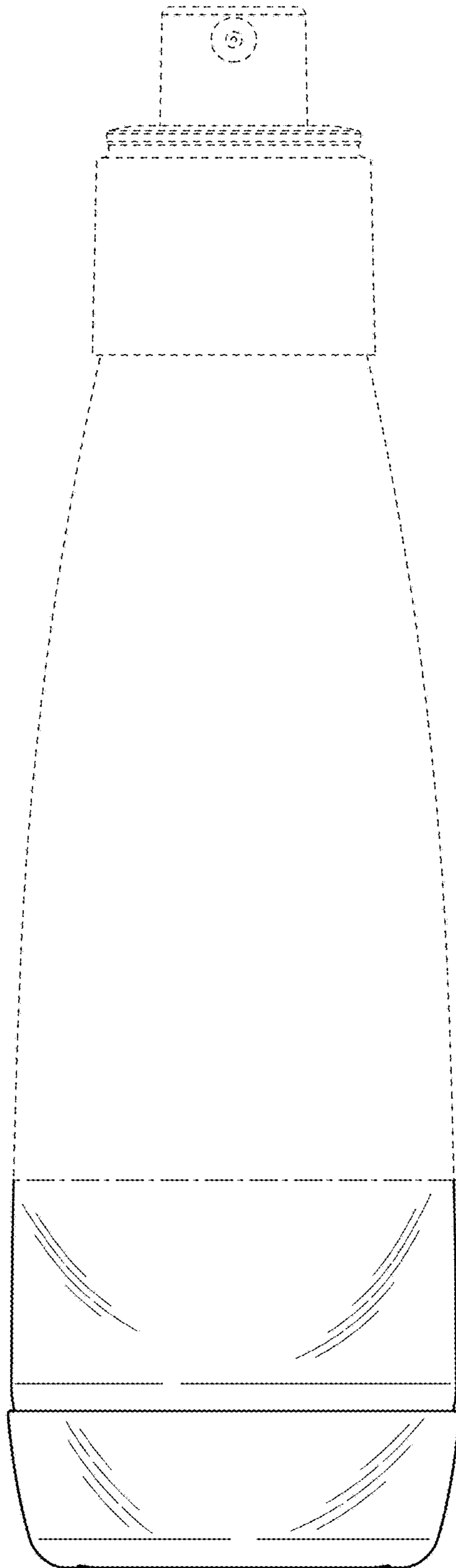


FIG. 2

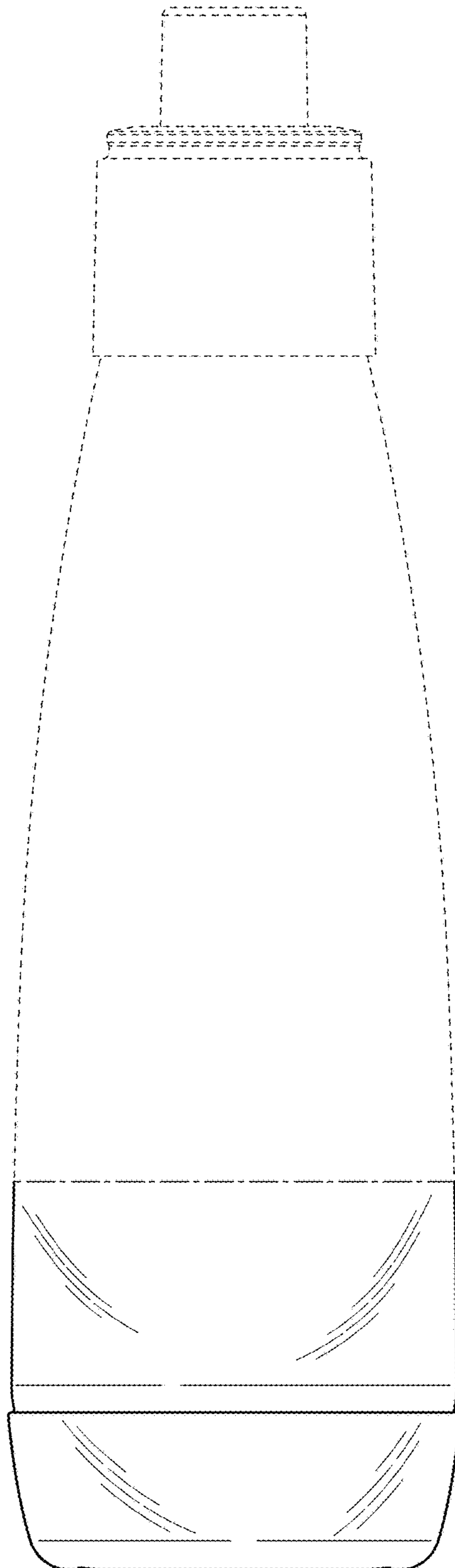


FIG. 3

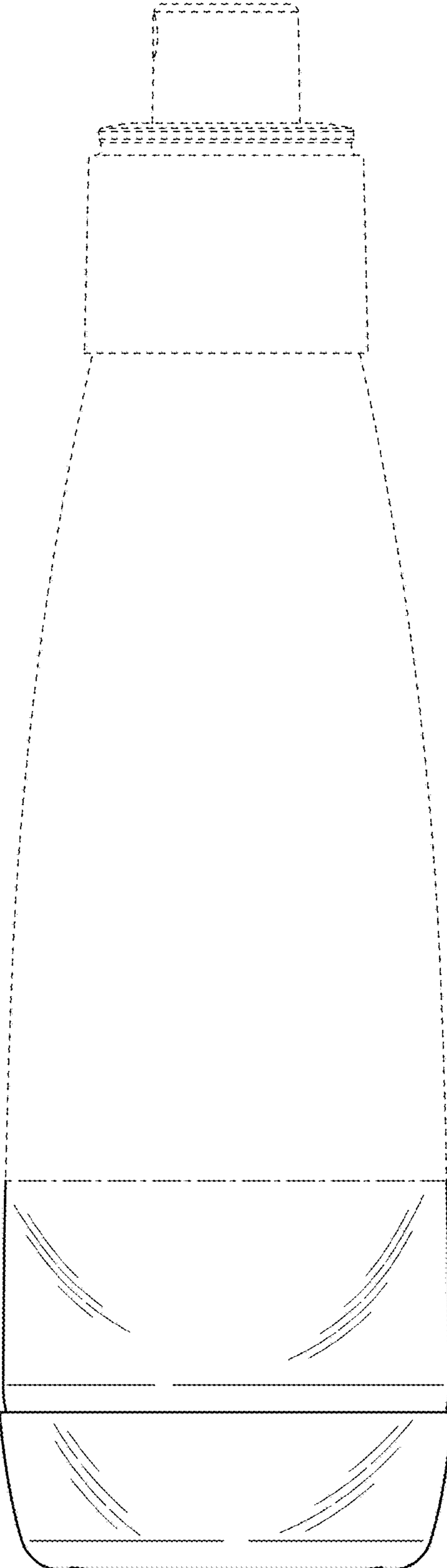


FIG. 4

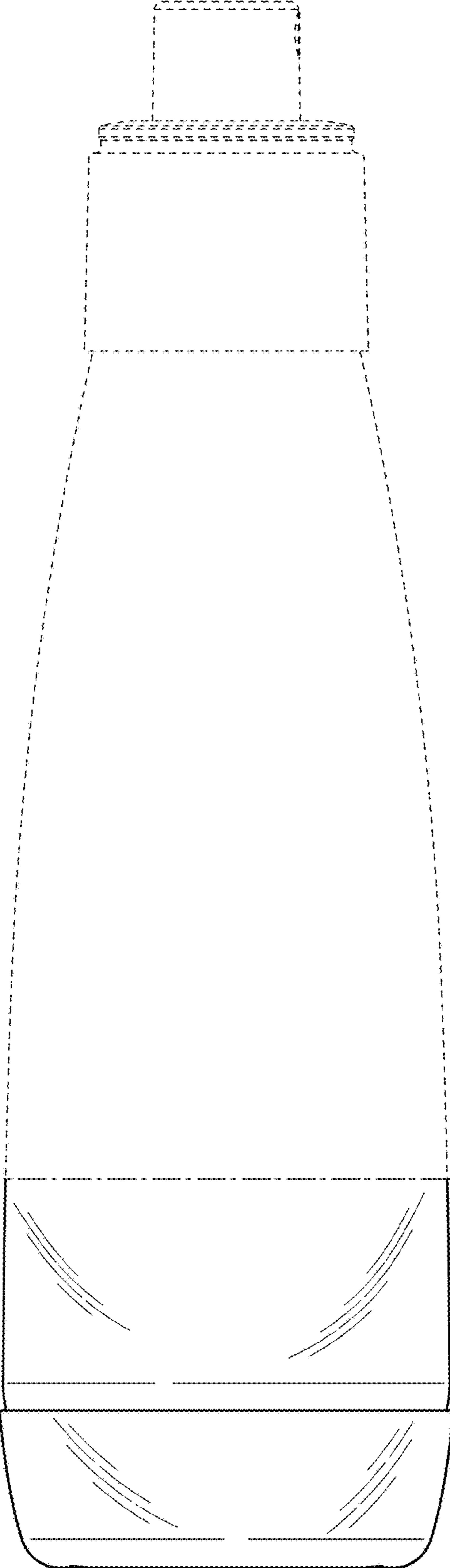
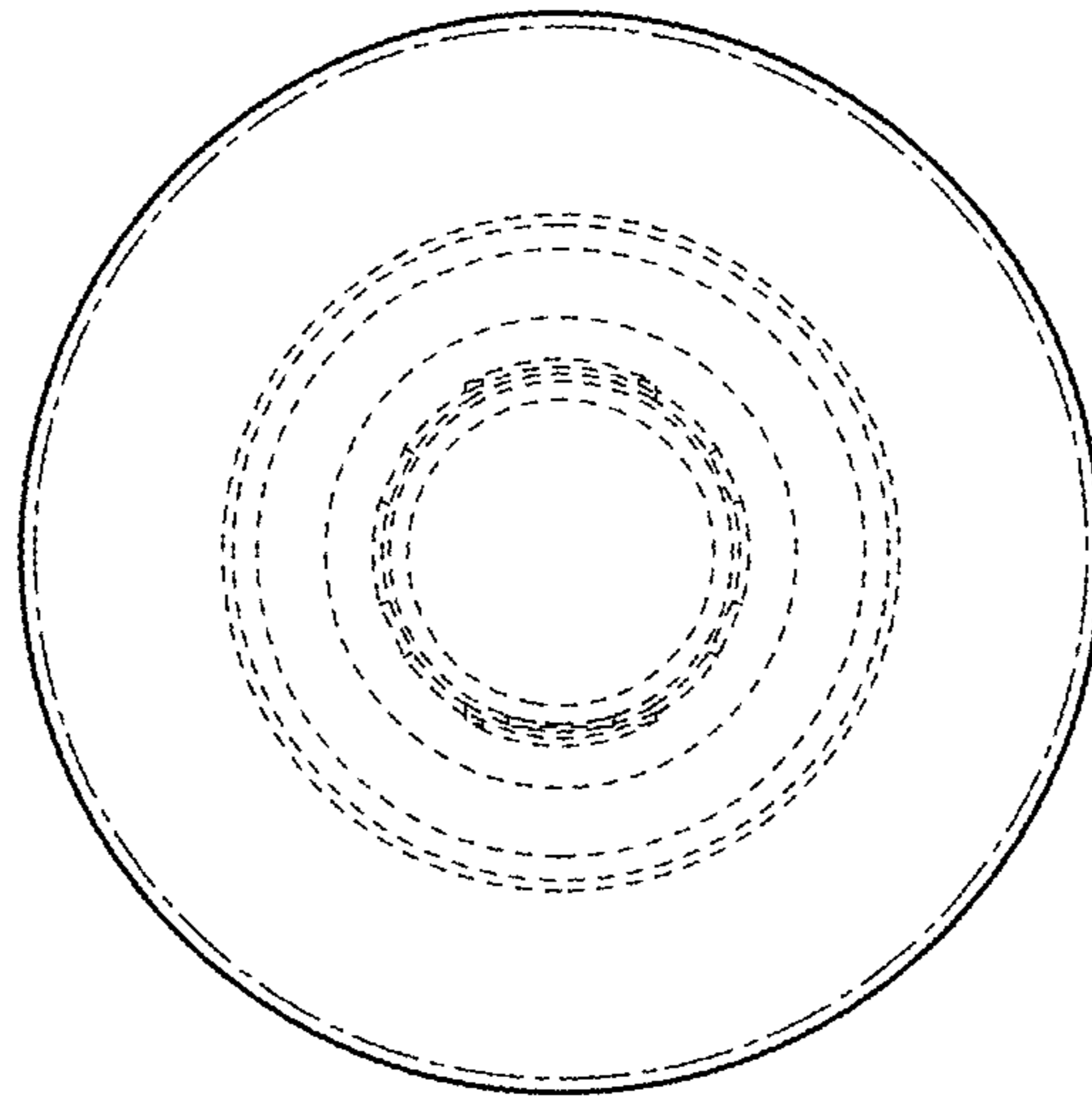


FIG. 5





**FIG. 6**