



US00D821875S

(12) **United States Design Patent**
Miller

(10) **Patent No.:** **US D821,875 S**

(45) **Date of Patent:** **** Jul. 3, 2018**

(54) **BOTTLE**

(71) Applicant: **Phoenix Packaging International Corporation, Montreal (CA)**

(72) Inventor: **Joel B. Miller, Montreal (CA)**

(73) Assignee: **Phoenix Packaging International Corporation, Montreal (CA)**

(**) Term: **15 Years**

(21) Appl. No.: **29/574,657**

(22) Filed: **Aug. 17, 2016**

(51) **LOC (11) Cl.** **09-01**

(52) **U.S. Cl.**
USPC **D9/500; D9/520**

(58) **Field of Classification Search**
USPC D9/500, 503–505, 516, 520, 544–545,
D9/547, 549, 558, 682, 686, 688,
D9/690–691, 715, 719; D7/300, 300.1,
D7/598

CPC B65D 1/00; B65D 1/02; B65D 1/0223;
B65D 23/00; B65D 81/00; B65D
2501/00; B65D 2501/0009

See application file for complete search history.

(56) **References Cited**

U.S. PATENT DOCUMENTS

2,072,853 A * 3/1937 Baxter B65D 51/002
215/247
D118,500 S * 1/1940 Lewis D9/500
D241,012 S * 8/1976 Muller D9/500
D266,650 S * 10/1982 Sarpaneva D7/317
D282,051 S * 1/1986 Cree D9/549
D327,007 S * 6/1992 Olds D9/520
D546,183 S * 7/2007 Clutter D9/500

D654,794 S * 2/2012 Morais D9/500
D679,187 S * 4/2013 Zuchetta D9/500
D682,697 S * 5/2013 Gonzalez Rodriguez D9/500
D721,964 S * 2/2015 Rampley D9/500
D728,370 S * 5/2015 Claussen D9/453
D799,968 S * 10/2017 Harris D9/500

OTHER PUBLICATIONS

“Little Sumo” and “Oslo”, Spirit Collection, Saverglass, printed May 2014, pp. P48 & P54, retrieved Feb. 2016, <<http://www.saverglass.com/en/downloads>>.*

* cited by examiner

Primary Examiner — Dana L Meyrow

(74) *Attorney, Agent, or Firm* — Santosh K. Chari; Blake, Cassels & Graydon LLP

(57) **CLAIM**

The ornamental design for a bottle, substantially as shown and described.

DESCRIPTION

FIG. 1 is a side elevation of the bottle according to a first embodiment.

FIG. 2 is a top view of the design of FIG. 1.

FIG. 3 is a bottom view of the design of FIG. 1.

FIG. 4 is a perspective view of the design of FIG. 1.

FIG. 5 is a side elevation of the bottle according to a second embodiment.

FIG. 6 is a top view of the design of FIG. 5.

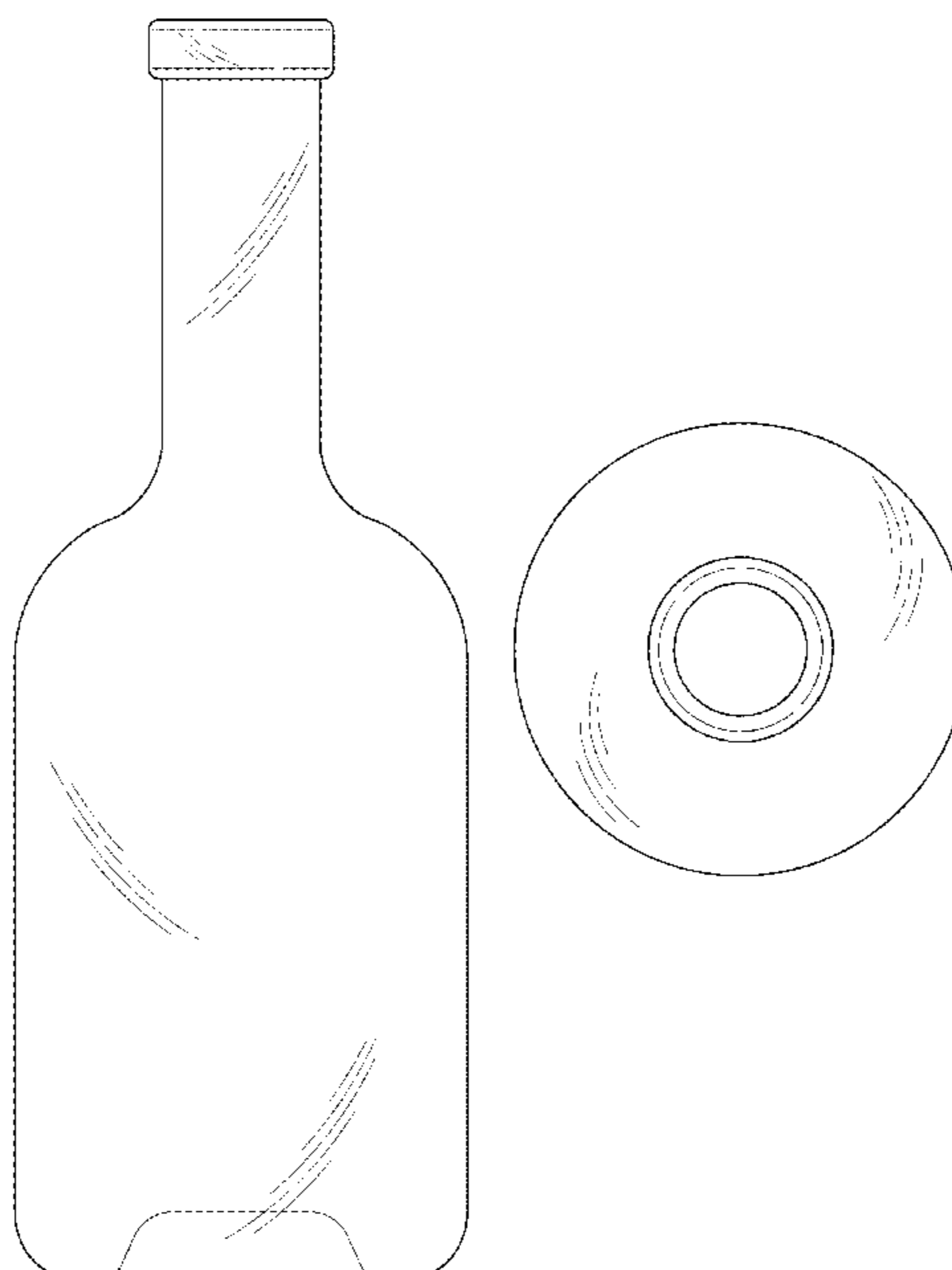
FIG. 7 is a bottom view of the design of FIG. 5; and,

FIG. 8 is a perspective view of the design of FIG. 5.

The portions of the figures shown in broken lines represent features that do not form part of the claimed design.

The shading shown in the figures serves to illustrate contour and is not surface ornamentation.

1 Claim, 4 Drawing Sheets



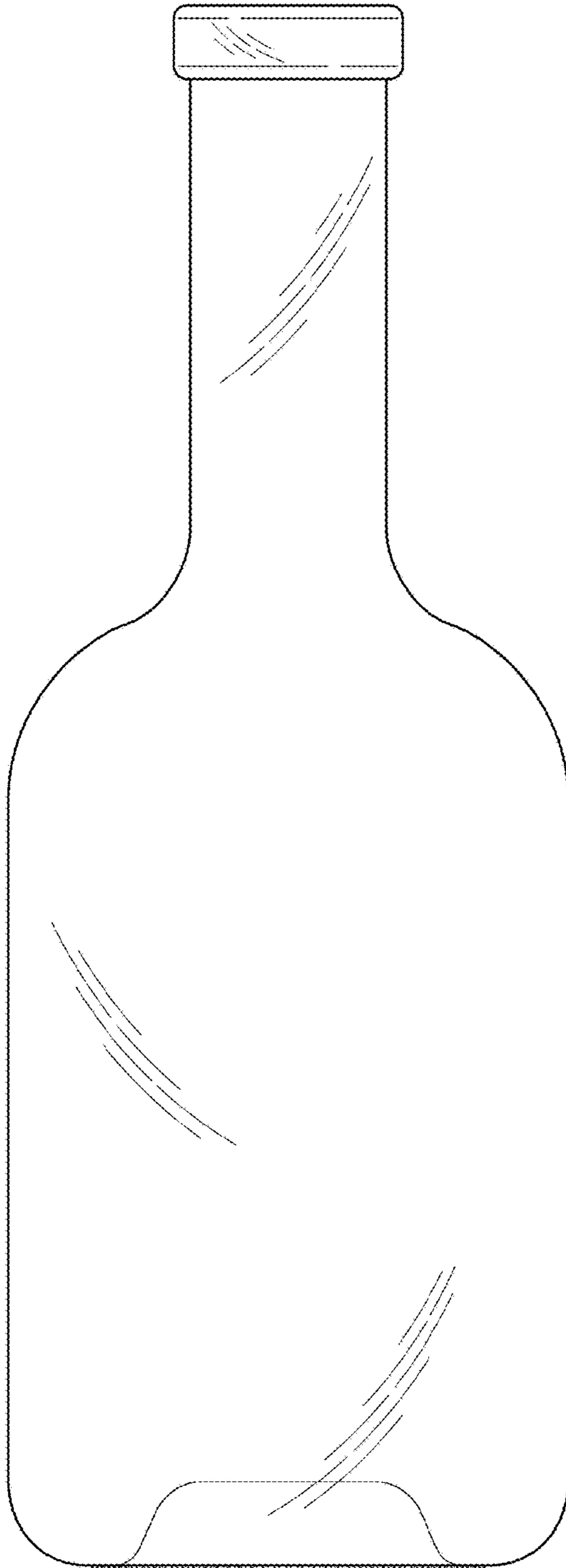


FIG. 1



FIG. 2

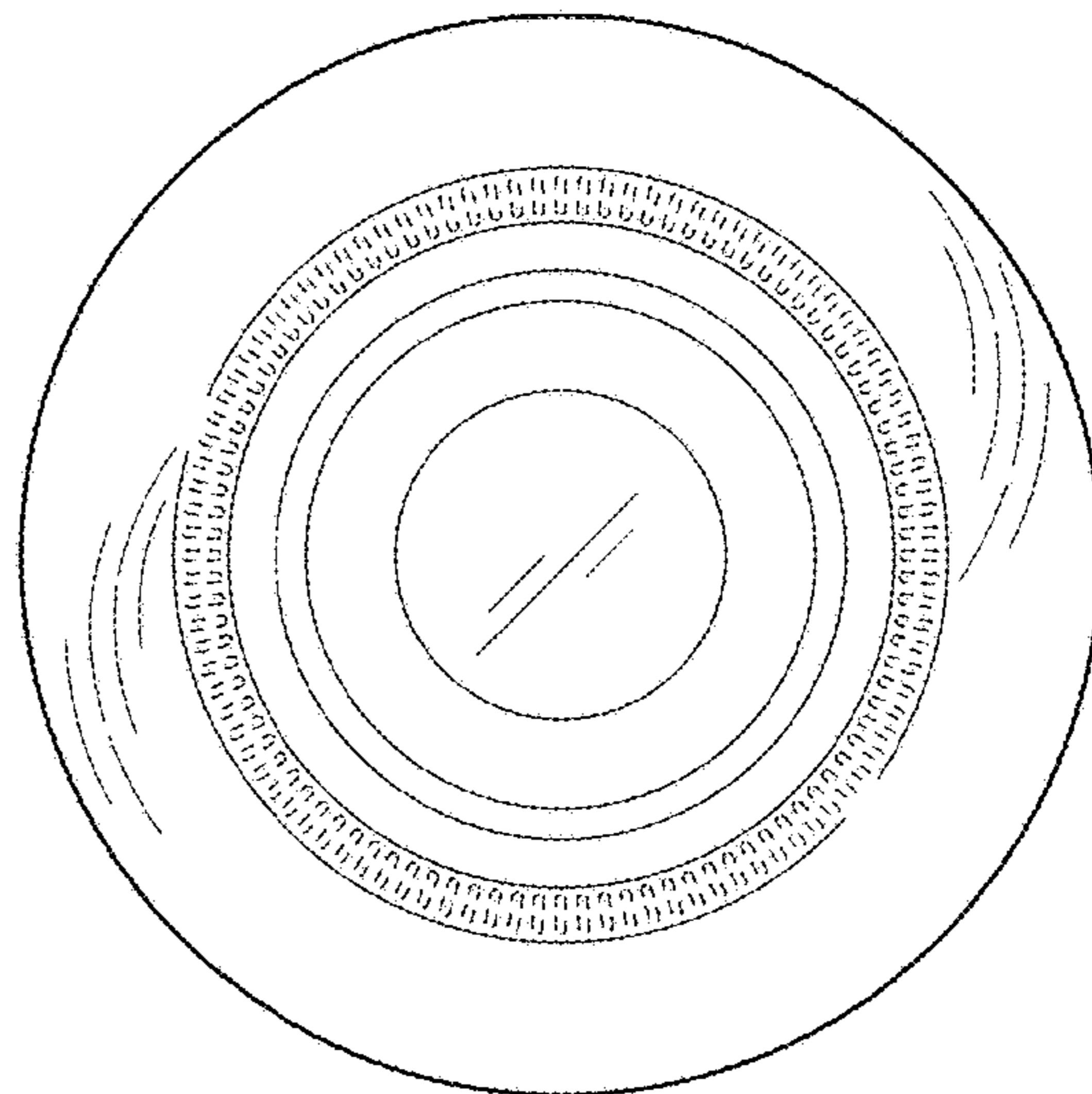


FIG. 3

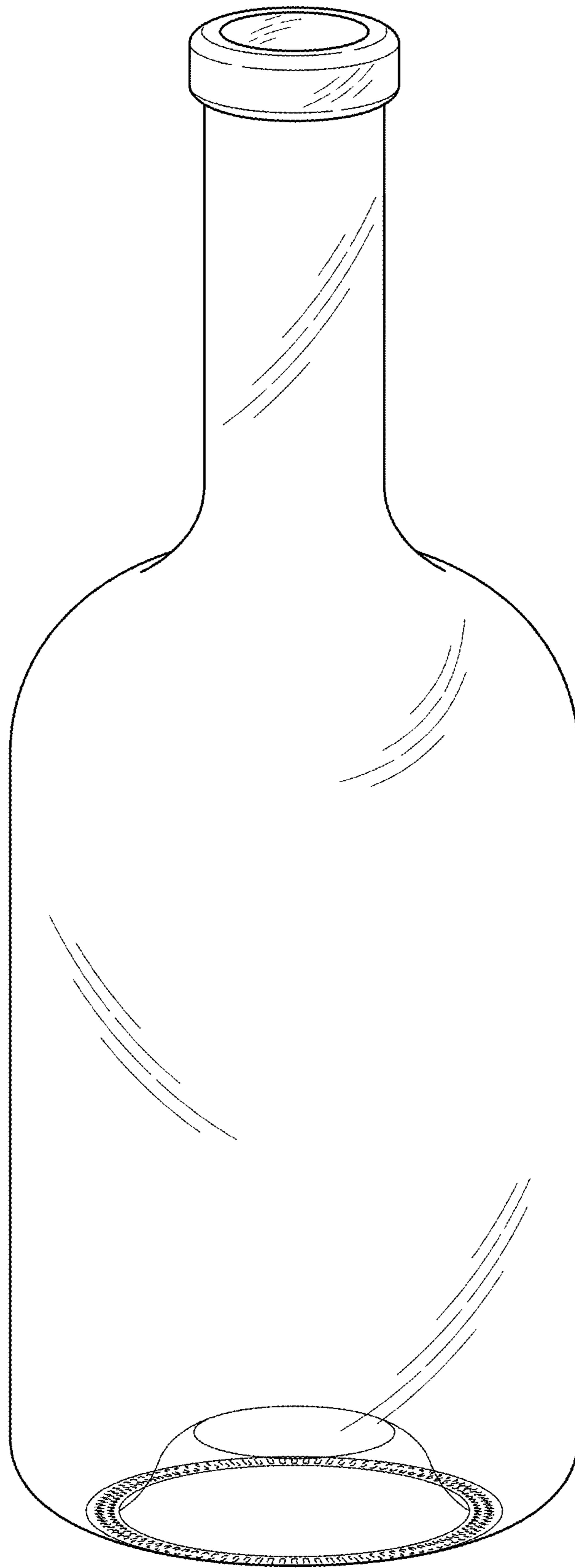


FIG. 4

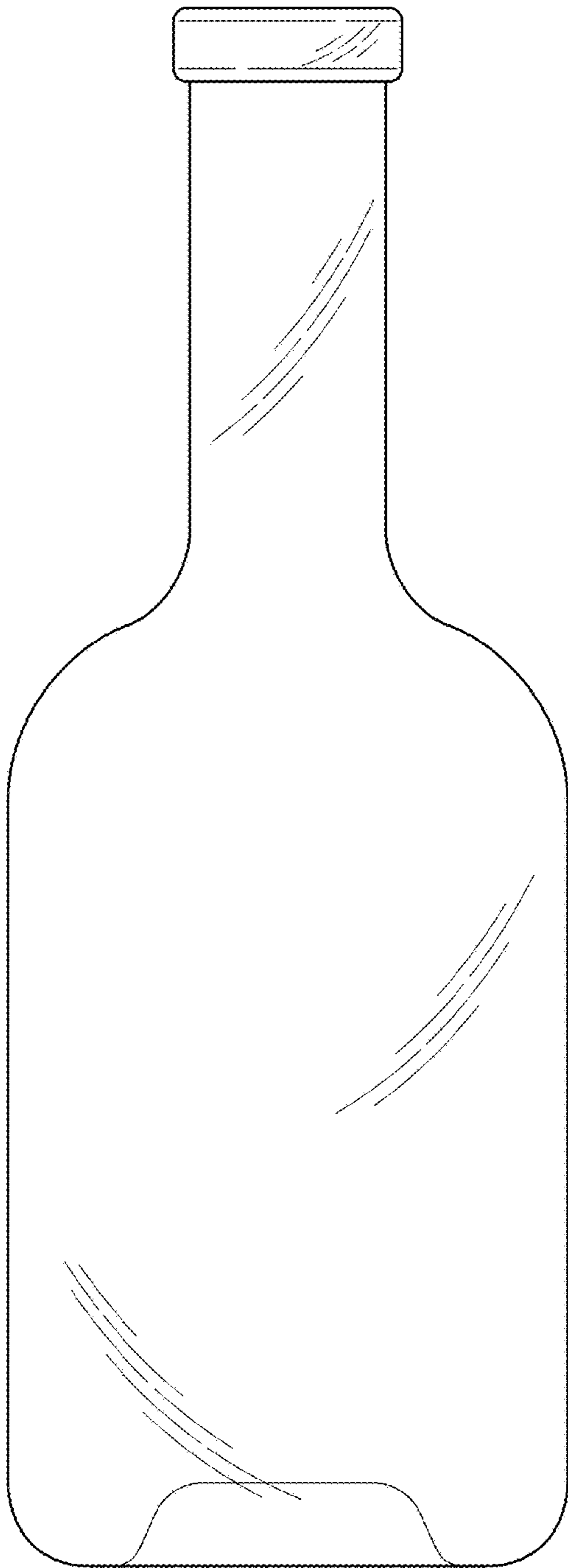


FIG. 5




FIG. 6

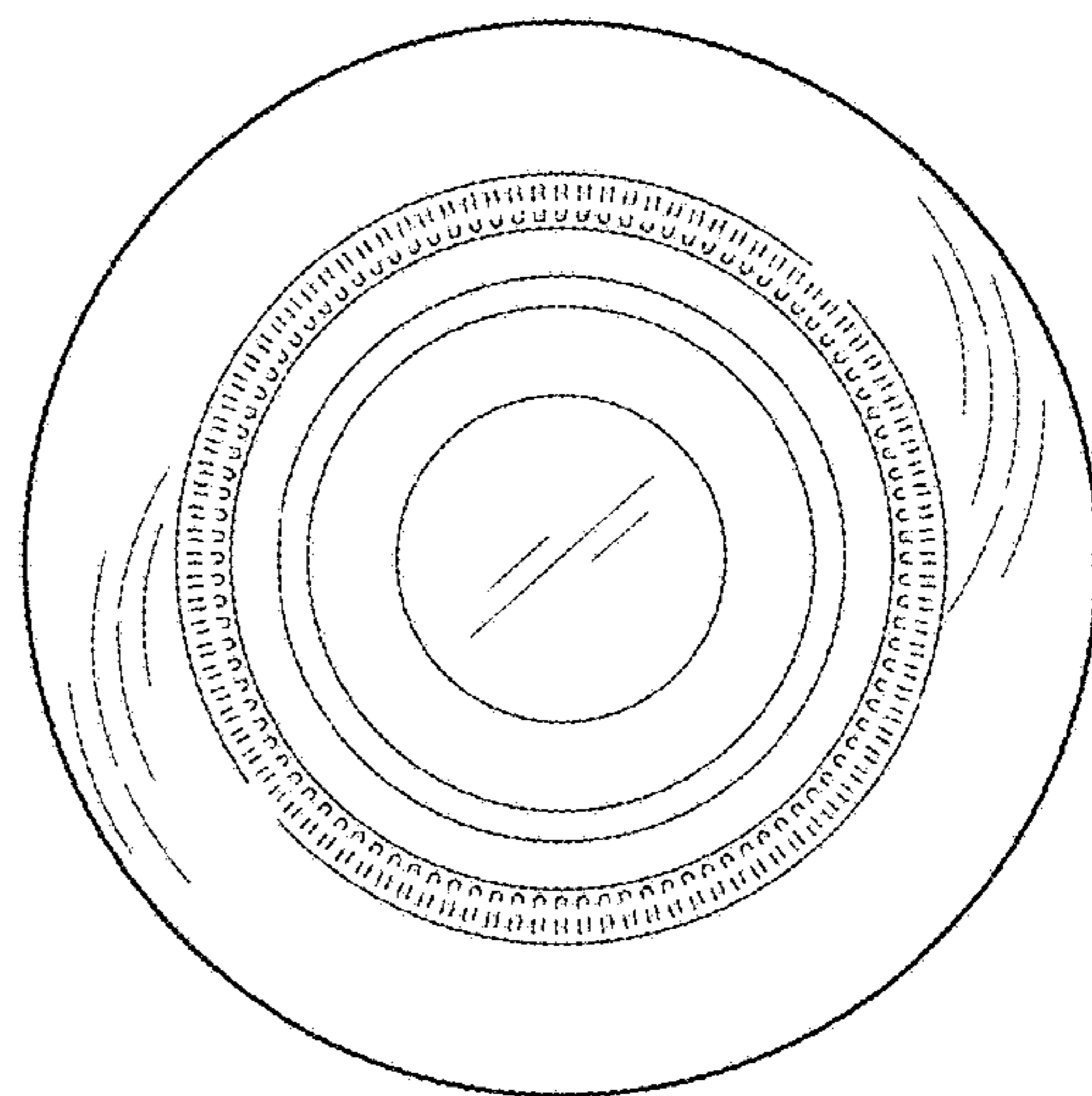


FIG. 7

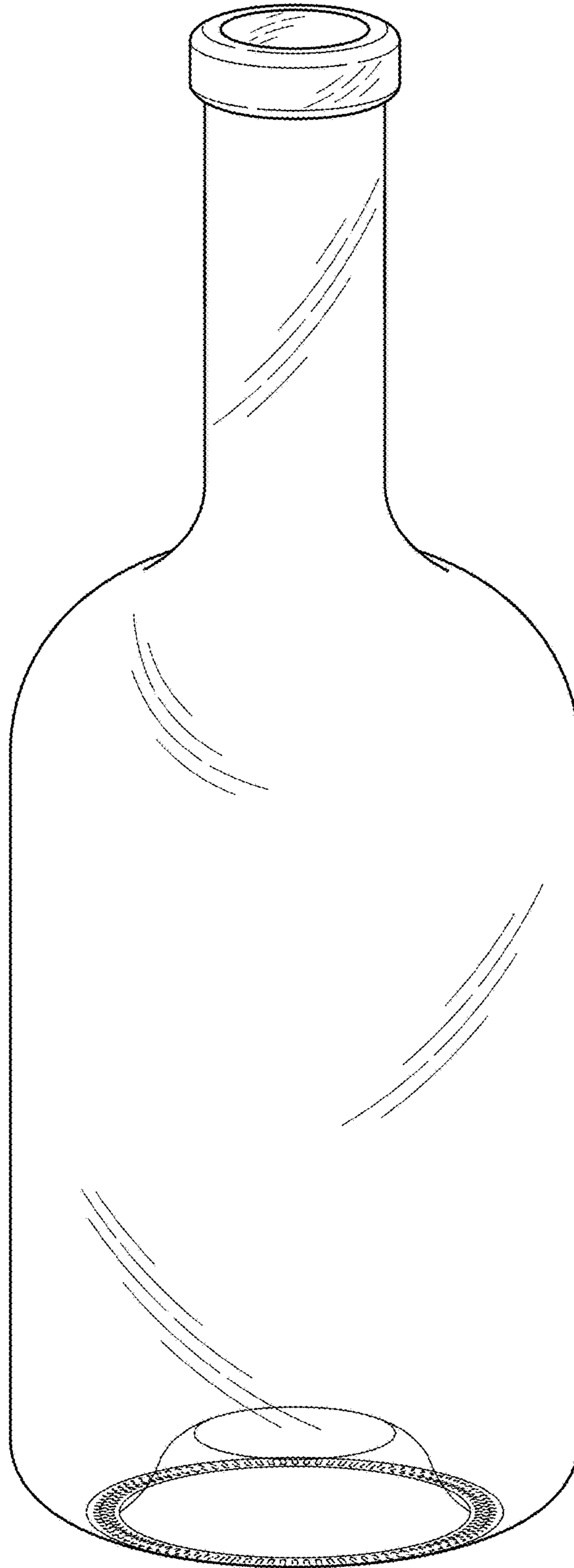


FIG. 8